

# IAC MEETING AGENDA

## Thursday, December 10, 2020

Virtual Meeting  
9:00 a.m.

Live and archived streams of IAC meetings are available at <http://iac.maryland.gov>

Please visit <http://iac.maryland.gov> to sign up for public comment

### Introduction

- Meeting called to order
- Roll Call

### Public Comment

*You may sign up for public comment by submitting a request for public comment at <http://iac.maryland.gov>.*

	Presenter	Page																																	
I. Consent Agenda	Bob Gorrell, Executive Director																																		
A. Approval of October 15, 2020 Minutes		1-5 *																																	
B. Contract Awards		6-9 *																																	
C. Approval of Accounting Adjustments - Closed Projects		10 *																																	
D. Completed Project Allocation Reversions		11 *																																	
E. Approval of Revisions to Previously Approved Contract		12 *																																	
II. LEA Presentations	Kim Spivey, Deputy Director of Administration	13																																	
A. CIP Process Overview																																			
B. LEA Written Testimony		14-15																																	
I. Baltimore County		16-17																																	
II. Cecil County		18-91																																	
C. LEA Presentations																																			
<table border="1"> <thead> <tr> <th>Time</th><th>LEA</th><th>Page</th></tr> </thead> <tbody> <tr> <td>9:10 - 9:20</td><td>Charles County</td><td>18-32</td></tr> <tr> <td>9:20 - 9:30</td><td>Montgomery County</td><td>33-36</td></tr> <tr> <td>9:30 - 9:40</td><td>Calvert County</td><td>37-40</td></tr> <tr> <td>9:40 - 9:50</td><td>Prince Georges</td><td>N/A</td></tr> <tr> <td>9:50 - 10:00</td><td>Frederick</td><td>N/A</td></tr> <tr> <td>10:00 - 10:10</td><td>Carroll County</td><td>N/A</td></tr> <tr> <td>10:10 - 10:20</td><td>Anne Arundel</td><td>41-43</td></tr> <tr> <td>10:20 - 10:30</td><td>Harford</td><td>44-51</td></tr> <tr> <td>10:30 - 10:40</td><td>Howard</td><td>N/A</td></tr> <tr> <td>10:40 - 10:50</td><td>Baltimore City</td><td>52-91</td></tr> </tbody> </table>			Time	LEA	Page	9:10 - 9:20	Charles County	18-32	9:20 - 9:30	Montgomery County	33-36	9:30 - 9:40	Calvert County	37-40	9:40 - 9:50	Prince Georges	N/A	9:50 - 10:00	Frederick	N/A	10:00 - 10:10	Carroll County	N/A	10:10 - 10:20	Anne Arundel	41-43	10:20 - 10:30	Harford	44-51	10:30 - 10:40	Howard	N/A	10:40 - 10:50	Baltimore City	52-91
Time	LEA	Page																																	
9:10 - 9:20	Charles County	18-32																																	
9:20 - 9:30	Montgomery County	33-36																																	
9:30 - 9:40	Calvert County	37-40																																	
9:40 - 9:50	Prince Georges	N/A																																	
9:50 - 10:00	Frederick	N/A																																	
10:00 - 10:10	Carroll County	N/A																																	
10:10 - 10:20	Anne Arundel	41-43																																	
10:20 - 10:30	Harford	44-51																																	
10:30 - 10:40	Howard	N/A																																	
10:40 - 10:50	Baltimore City	52-91																																	
III. 75% Capital Improvement Program (CIP) Approval	Arabia Davis, Funding Programs Manager	92-110 *																																	
IV. Carroll County – Winfield Elementary PSC #06.023.20 SR - Mechanical Contract Termination	Jamie Bridges, Regional Facilities Manager for Carroll County	111-112 *																																	
V. Baltimore City E15M HVAC Project Status Report	Jamie Bridges, Regional Facilities Manager for Baltimore City	113-114																																	

\*Action Item



# INTERAGENCY COMMISSION ON SCHOOL CONSTRUCTION



**LARRY HOGAN**  
GOVERNOR

**KAREN B. SALMON, Ph.D.**  
CHAIRPERSON

**ROBERT A. GORRELL**  
EXECUTIVE DIRECTOR

200 WEST BALTIMORE STREET  
BALTIMORE, MD 21201  
410-767-0617

IAC.MARYLAND.GOV

IAC.PSCP@MARYLAND.GOV

## Meeting Minutes November 12, 2020

### Call to Order:

Dr. Karen Salmon called the video-conference meeting of the Interagency Commission on School Construction to order at 9:00 a.m.

### Members in Attendance:

Dr. Karen Salmon, State Superintendent of Schools, Chair  
Denise Avara, Appointee of the Governor  
Secretary Ellington Churchill, Department of General Services  
Linda Eberhart, Appointee of the Speaker of the House  
Brian Gibbons, Appointee of the Speaker of the House  
Edward Kasemeyer, Appointee of the President of the Senate  
Secretary Robert S. McCord, Maryland Department of Planning

### Members Not in Attendance:

Dick Lombardo, Appointee of the Governor  
Gloria Lawlah, Appointee of the President of the Senate

### Revisions to the Agenda:

None

### Public Comment:

None

### IAC Correspondence:

None



## **I. Consent Agenda**

**Motion Carried**

Upon a motion by Ms. Avara and a second by Ms. Eberhart, the IAC voted unanimously to approve the consent agenda.

### **A. Approval of October 15, 2020 Minutes**

To approve the minutes of the October 15, 2020 Interagency Commission on School Construction Meeting.

### **B. Summary of Contracts Awards**

To approve contract procurement as presented.

### **C. Approval of Revisions to Previously Approved Contracts**

To approve the revisions to a previously approved contract award to accurately reflect the adjusted State participation.

## **II. Prince George's County – Rescission of FY 2018 and FY 2019 CIP Projects**

**Motion Carried**

Wanda Ascencio, Manager of Fiscal Services, presented a request for rescission of five CIP systemic renovation projects. These projects expired, and in accordance with Education Article §5-303(j)(3), in May of 2019 and May of 2020, as shown in the table in the agenda item. Four of the projects are eligible for an extension of deadlines under the Governors Executive Order entitled "Extending Certain Licenses, Permits, Registrations, and Other Governmental Authorizations, and Authorizing Suspension of Legal Time Requirements," However, Prince George's has requested rescission of these projects, indicating that they have either already successfully executed the projects with other facility related improvements or that significant modification to the scope for the project require a new funding plan.

Upon a motion from Mr. Gibbons and a second from Mr. Kasemeyer, the IAC voted unanimously to approve:

- 1) An accounting adjustment to show the reversion of \$533,000 for the Prince George's County Dwight D. Eisenhower Chilling/Cooling Tower Project as required by Education Article §5-303(j)(3);
- 2) The rescission of funding approval for the four (4) projects listed below totaling \$16,518,000 for Prince George's County Public Schools; and
- 3) The transfer of the FY 2018 CIP allocation of \$533,000 and FY 2019 CIP allocation of \$16,518,000 to the Statewide Reserved Appropriations Account for Prince George's County Public Schools.

## **III. Approval of Property Disposition – Baltimore City - #005 Langston Hughes Building**

**Motion Carried**

Kim Spivey, Deputy Director of Administration, presented a property disposition request from Baltimore City. The property has been closed and has all required local approvals. Baltimore City is requesting a transfer of ownership by sale of \$1 to the non-profit organization "Youth Education Services."

Upon a motion from Ms. Eberhart and a second from Mr. Gibbons, the IAC voted unanimously to approve the disposition of the #005 Langston Hughes Building, located at 5001 Reisterstown Road, Baltimore, MD 21215, by the Mayor and City Council of Baltimore, to the "Youth Educational Services," a 501 (c)(3) nonprofit organization for \$1.



**IV. Request for COMAR Waiver for Anne Arundel North County High HVAC/Fire Safety and Electrical TIMS Projects**

**Motion Carried**

Fred Mason, School Facilities Branch Chief for the Maryland State Department of Education, reported a request for a COMAR waiver from Anne Arundel County. The request is to waive certain sections of COMAR and enable the eligibility of state funding in FY 2022 of HVAC, fire safety, and electrical Technology in Maryland Schools (TIMS) projects in North County High School. Currently COMAR does not allow for state funding of systemic renovations projects if a school system proceeds to bid before IAC approval of the project. These projects had received a B rating in the FY 2021 Capital Improvement Program, meaning the projects were eligible for funding, but deferred due to State Fiscal Constraints. Anne Arundel County interpreted this as akin to approval, and proceeded with designing and bidding, with the projects now underway. They have requested funding for the projects in the FY 2022 CIP. Because of the circumstances described in this agenda item and because award of a waiver would not be inconsistent with State statutes, IAC staff recommends that the IAC allow a waiver under COMAR 14.39.02.28 to allow the projects to become eligible in the FY 2022 CIP cycle. The IAC's Assistant Attorney General reviewed the waiver request and approved the waiver for form and legal sufficiency.

Upon a motion from Mr. Kasemeyer and a second from Ms. Eberhart, the IAC voted unanimously to approve the waiver of COMAR 14.39.02.14C(1) and COMAR 14.39.02.03D(2) as requested by Anne Arundel County Public Schools so that the FY 2022 Capital Improvement Program (CIP) request for Priority #2 North County High HVAC/Fire Safety and Priority #3 North County High TIMS projects will be eligible for State Funding.

**V. Facility Status Change Items**

Michael Bayer, Manager of Infrastructure and Development at the Maryland Department of Planning, presented four facility status change items to the IAC.

**A. Site Approval – Washington County Public Schools – Elementary School #1**

**Motion Carried**

Upon a motion from Ms. Avara and a second from Ms. Eberhart, the IAC voted unanimously to approve the use by the Washington County Board of Education (CCBOE) of 15 acres of land at 10435 Downsville Pike, Hagerstown, MD, 21740, for the construction of a new elementary school to replace two existing elementary schools; adhering to the actions identified in the state clearinghouse review, state identifier MD20200707-0581.

**B. Site Acquisition and Approval – Montgomery County Public Schools – Gaithersburg Cluster Elementary School #8**

**Motion Carried**

Upon a motion from Mr. Kasemeyer and a second from Ms. Avara, the IAC voted unanimously to approve the acquisition by the Montgomery County Board of Education (MCBOE) of 5.71 acres of land known as Kelley Park, at 400 Victory Farm Lane, Gaithersburg, Maryland, 20877, from the City of Gaithersburg, for the construction of and future use by Gaithersburg Cluster Elementary School #8; adhering to the actions identified in the state clearinghouse review, state identifier MD20200914-0782.



**C. Easement – Montgomery County Public Schools – John F. Kennedy High School** **Motion Carried**

Upon a motion from Ms. Eberhart and a second from Ms. Avara, the IAC voted unanimously to approve the dedication of a forest conservation easement by the Montgomery County Board of Education (MCBOE) of 2.17 acres of land adjacent to John F Kennedy High School, 1901 Randolph Road, Wheaton, Maryland, 20902, to the Maryland-National Park and Planning Commission (M-NCPPC) to protect and prevent the alteration, construction or destruction of sensitive environmental forest buffers at the John F. Kennedy High School site, as required by M-NCPPC's development approval process and Montgomery County Code.

**D. Informational Property Change Item – Easement – Montgomery County** **Informational Only**

Michael Bayer, Manager of Infrastructure and Development, presented an informational easement item regarding a forest conservation of .31 acres to the Maryland-National Capital Park and Planning Commission to support a facility upgrade project at Col. E. Brooke Lee Middle School, 11800 Monticello Avenue, Silver Spring, Maryland.

**VI. FY 2018 Qualified Zone Academy Bond Program** **Motion Carried**

Arabia Davis, Funding Program Manager, presented a report on a remaining \$220,000 of Qualified Zone Academy Bond (QZAB) funding available for immediate distribution that must be allocated by December 15, 2020. Therefore, an LEA seeking funding through this program must have a project that is ready to move forward expeditiously. Montgomery County identified five projects that met this criteria.

Upon a motion from Mr. Gibbons and a second from Secretary Churchill, the IAC voted unanimously to approve the FY 2018 QZAB funding totaling \$220,000 for five (5) projects in Montgomery County as presented in the item.

**VII. FY 2022 Capital Improvement Program Preliminary Requests** **Informational Only**

Ms. Davis presented a report on the preliminary requests for the FY 2022 Capital Improvement Program. Education Article, §5-304 Annotated Code of Maryland requires the IAC to approve a Capital Improvement Program (CIP) each year. The agenda item shows preliminary project requests as submitted by the LEAs.

Director Gorrell mentioned the importance of Total Cost of Ownership and spoke on efforts to maximize funding by emphasizing projects with the greatest use of State and Local dollars. Secretary McCord spoke on the need to plan for future enrollment changes, and warned not to place too much emphasis on current conditions due to the COVID-19 crisis, as enrollments may rebound in coming years.

**VIII. Report on Status of the IAC Statewide Facilities Assessment** **Informational Only**

Alex Donahue, Deputy Director of Field Operations presented a report on the status of the Statewide Facilities Assessment. On Sept. 23, 2020, the Board of Public Works approved the IAC's \$5.8M contract with Bureau Veritas Technical Assessments, LLC of Maryland. On Sept. 30, IAC staff and Bureau Veritas staff launched the project and set a schedule to physically assess each active K-12 public school facility over the course of 10 months. IAC staff is pleased to report that the IAC's Statewide Facilities Assessment is now in the pilot-assessment phase in which the assessment process is being tested on three pilot schools each in three pilot districts. In December, Bureau Veritas is scheduled to begin assessing the remainder of the



facilities and continue doing so through June 2021. Staff will continue to provide updates to the IAC as the project proceeds.

**IX. Baltimore City E15M HVAC Project Status Report**

**Informational Only**

Jamie Bridges, Baltimore City Project Manager, presented a status report on the Baltimore City E15M HVAC allocation.

**Adjournment:**

Upon a motion from Ms. Avara and a second from Mr. Gibbons, the video-conference meeting of the Interagency Commission on School Construction adjourned at 9:58 a.m.

DRAFT



## **Item I. B. - SUMMARY OF CONTRACT AWARDS**

**Motion: To approve contract procurement as noted below.**

**The IAC staff has reviewed the contract procurement for the following State approved projects and recommends IAC approval.**

	<b><u>Bid Opening</u></b>	<b><u>Total Contract</u></b>	<b><u>State Funds</u></b>	<b><u>Local Funds</u></b>
<b><u>Baltimore County</u></b>				
1. Colgate Elementary PSC #03.151.21 LPC EGRC Replacement - Contract #1 (11 contracts)		<b>\$33,312,550</b>	\$13,520,000	\$19,792,550
5A - Kinsley Construction, Inc.	12/13/2018	\$3,251,000		
7A - Interstate Corporation	12/13/2020	\$2,101,000		
9A - Leonard Kraus Co., Inc.	02/21/2019	\$2,849,000		
1B - Froehling & Robertson, Inc.	12/13/2018	\$90,400		
2A - Peak Incorporated	12/13/2018	\$4,595,000		
4A - KaRon Masonry of Maryland	12/13/2018	\$2,341,000		
1A - James W. Ancel, Inc.	12/13/2018	\$7,768,000		
9E - Argos Construction	12/13/2018	\$178,500		
11A - 11400, Inc.	12/13/2018	\$216,300		
15A - Herr Bros., Inc.	12/13/2018	\$6,580,000		
16A - Bomark Electric	12/13/2018	\$3,342,350		
<b><u>Calvert County</u></b>				
2. Northern High PSC #04.005.21 SR Systemic Renovation - Wastewater Plant Replacement		<b>\$1,348,500</b>	\$715,000	\$633,500
1 - Gradient Construction, LLC	07/30/2020	\$1,348,500		
<b><u>Summary Totals</u></b>				
<b>Total Projects: 2</b>	<b>Total Contracts: 12</b>	<b>\$34,661,050</b>	<b>\$14,235,000</b>	<b>\$20,426,050</b>



## **APPROVAL OF CONTRACTS**

LEA: Baltimore County

PSC No. 03.151.21 LPC EGRC

Project Name: Colgate Elementary

Bid Opening: 12/13/2019

Project Type: Replacement

Scope of Work: Contract #1 (11 contracts)

Basis for Award of Contract: Base bids plus alternates 1, 3, 4, 5, 6, 7, 10, 11, 15, 16

Basis of Funding: 57% of eligible base bid plus alts 1, 3, 4, 5, 6, 7, 10, 11, 15, 16

Local Funds: \$19,792,550

State Funds: \$13,520,000

Total Contract: \$33,312,550

State Contingency for Change Orders: \$0

Transfer State Funds:	Account No.	Amount
Decrease Project Amount:		<u>\$0</u>
Increase Contingency Amount:		<u>\$0</u>
Decrease Contingency Amount:		<u>\$0</u>
Increase Project Amount:		<u>\$0</u>

<u>Contract #</u>	<u>Contractor</u>	<u>Total Contract</u>
5A	Kinsley Construction, Inc.	\$3,251,000
7A	Interstate Corporation	\$2,101,000
9A	Leonard Kraus Co., Inc.	\$2,849,000
1B	Froehling & Robertson, Inc.	\$90,400
2A	Peak Incorporated	\$4,595,000
4A	KaRon Masonry of Maryland	\$2,341,000
1A	James W. Ancel, Inc.	\$7,768,000
9E	Argos Construction	\$178,500
11A	11400, Inc.	\$216,300
15A	Herr Bros., Inc.	\$6,580,000
16A	Bomark Electric	\$3,342,350
		<u><b>\$33,312,550</b></u>

**Notes:** (1) Replacement school on the same site with 63,800 sf new, including cooperative use space, as well as demolition of 48,100 sf, for 510 students.

(2) Ineligible items \$797,155

IAC Approval Date:

---



## **APPROVAL OF CONTRACTS**

**LEA:** Calvert County

**PSC No.** 04.005.21 SR

**Project Name:** Northern High

**Bid Opening:** 7/30/20

**Project Type:** Systemic Renovation

**Scope of Work:** Wastewater Plant Replacement

**Basis for Award of Contract:** base bid plus alternates 1 & 2

**Basis of Funding:** 53 % of eligible base bid plus alternates 1 & 2

**Local Funds:** \$633,500

**State Funds:** \$715,000

**Total Contract:** \$1,348,500

**State Contingency for Change Orders:** \$0

	<b>Account No.</b>	<b>Amount</b>
<b>Transfer State Funds:</b>		
<b>Decrease Project Amount:</b>		<u>\$0</u>
<b>Increase Contingency Amount:</b>		<u>\$0</u>
<b>Decrease Contingency Amount:</b>		<u>\$0</u>
<b>Increase Project Amount:</b>		<u>\$0</u>

<b><u>Contract #</u></b>	<b><u>Contractor</u></b>	<b><u>Total Contract</u></b>
1	Gradient Construction, LLC	<u>\$1,348,500</u>
		<u><b>\$1,348,500</b></u>

**Notes:** (1) Replacement of the existing waste water treatment system.  
(2) Prevailing wage rates apply to this contract.

**IAC Approval Date:**

---



Spreadsheet for: NHS Wasterwater Treatment Plant			Gradient Construction, LLC	Schummer, Inc.
Bid Opening Date: July 30, 2020, 2:00 p.m., MP Room				
Item #	Description	UOM	Bid Submission	Bid Submission
Doc 1	Affidavit of Qualification to Bid	N/A	✓	✓
Doc 2	Contractor Proposal Form	N/A	✓	✓
Doc 3	Bid Bond	N/A	✓	✓
Doc 4	MBE Attachment A	N/A	✓	✓
Doc 5	MBE Attachment B	N/A	✓	✓
Doc 6	Acknowledge Addendum #1	N/A	✓	✓
Doc 7	Acknowledge Addendum #2	N/A	✓	✓
A	Base Bid	LS	\$1,282,000.00	\$1,876,786.00
B	Alternate #1 - Complete design and installation of concrete walkway and elevated walkway between new lab building and new wastewater treatment plant.	LS	\$52,000.00	\$48,000.00
C	Alternate #2 - Spare small Parts	LS	\$14,500.00	\$5,000.00
TOTAL (base bid + both alternates):			\$1,348,500.00	\$1,929,786.00



## Item I. C. Approval of Accounting Adjustments – Closed Projects

---

### Motion:

To approve the final State project costs as presented and to remove the projects from the active project detailed financial report.

### Background Information:

The projects identified below are complete and closed out. IAC recommends that the IAC approve the close outs. Action by the IAC allows the projects to be removed from the active project detailed financial reports

### Project Information:

<u>Project Name</u>	<u>Project Type</u>	<u>State Share of Approved Contracts Form 306.6</u>	<u>Final State Project Cost</u>
1. Anne Arundel County Brock Bridge Elementary 02.093.18	Renovation - Open Space Conversion	1,475,839	\$ <u>1,475,839</u>
2. Chesapeake High 02.012.17	Renovation - Open Space Conversion	3,068,000	\$ <u>3,068,000</u>
3. Crofton Elementary 02.041.10/13/14	Renovation - Addition	5,892,393	\$ <u>5,892,393</u>
4. Meade Middle School 02.104.15/18 SR	Roof	1,835,000	\$ <u>1,835,000</u>
5. Rolling Knolls Elementary 02.081.14/15	Replacement	7,960,551	\$ <u>7,960,551</u>
6. West Meade Early Ed Center 02.072.08/17	HVAC/Ceiling/Lighting	2,293,000	\$ <u>2,293,000</u>



Item I. D.    **Completed Project Allocation Reversions**

---

**Motion:**

To approve, the reversion of the amounts identified below to the appropriate statewide contingency accounts

**Background Information:**

The projects below are ready to be closed out but have small balances remaining. In order to fully close the project, staff recommends that the IAC approve the reversion of the unused balances as identified below:

**Project Information:**

<b><u>Project Name</u></b>	<b><u>Project Number</u></b>	<b><u>Amount</u></b>
<b><u>Anne Arundel County</u></b>		
Annapolis High - Addition	02.030.12 SA	\$ 197,718
		<b><u>\$ 197,718</u></b>
<b><u>Montgomery County</u></b>		
Fox Chapel Elementary - Addition/Renovation	15.100.07/09/12/13	\$ 6,013
Lake Seneca Elementary - HVAC	15.043.15 SR	3,230
		<b><u>\$ 9,243</u></b>



## Item I.E      Approval of Revision to Previously Approved Contract

---

### **Motion:**

To approve the revisions to previously approved contract awards to accurately reflect the adjusted State participation.

### **Background Information:**

Projects approved for additional funding in the current FY 2021 CIP that have previously had contract awards approved by the IAC need to be revised to reflect the additional State funding for the project. Additional revisions and/or adjustments to the school name, PSC Number, notes, etc. may also be required and are reflected in the detailed information per project.

May 9, 2019; Revised August 22, 2019– Approval of Contract

Frederick County – Urbana Elementary

PSC 10.022.16/19/20/21 EGRC LPC

Project Type: Replacement

Change PSC# from 10.022.16/19/20 LPC to 10.022.16/19/20/21 EGRC LPC

Change Local Funds from \$21,433,000 to \$16,167,123

Change State Funds from \$10,102,000 to \$15,367,877

Add Note:

- (6) Increase in State funding is due to the additional FY 2021 CIP allocation of \$5,265,877, inclusive of \$1,219,512 of EGRC funding, that does not require a local match.
- (7) Ineligible equipment deduction of \$664,135.
- (8) Eligible square footage percentage of 80.49% applied to the eligible portion of the total contract. Maximum eligible State Funding for the project is \$18,030,425.



## Item II. LEA Presentations for CIP Appeals

---

### Motion:

This item is informational and does not require IAC action.

### Background Information:

LEAs Submitting Written Testimony Only:

- Baltimore County      Page 14
- Cecil County      Page 16

Please see the schedule of presentations from LEAs below:

Time	LEA	Page
9:10 - 9:20	Charles County	18-32
9:20 - 9:30	Montgomery County	33-36
9:30 - 9:40	Calvert County	37-40
9:40 - 9:50	Prince Georges	N/A
9:50 - 10:00	Frederick	N/A
10:00 - 10:10	Carroll County	N/A
10:10 - 10:20	Anne Arundel	41-43
10:20 - 10:30	Harford	44-51
10:30 - 10:40	Howard	N/A
10:40 - 10:50	Baltimore City	52-91



# BALTIMORE COUNTY PUBLIC SCHOOLS

Darryl L. Williams, Ed.D. ♦ Superintendent ♦ 6901 North Charles Street ♦ Towson, MD ♦ 21204

## **Written Testimony to the Interagency Committee on School Construction**

### **Fiscal Year 2022 Capital Improvement Program**

**December 10, 2020**

**Darryl L. Williams, Ed.D., Superintendent, Baltimore County Public Schools**

Good afternoon, Superintendent Salmon, Secretary Churchill, Secretary McCord, and Committee members Avara, Gibbons, Kasemeyer, Lawlah, Lombardo, and Eberhart.

I am in full support of this request, and I would like to thank you for the \$27,040,000 in state funds already committed for school construction for FY2022, and to explain why additional funds are needed.

While we appreciate this generous support, the FY2022 capital budget request of \$202.6 million addresses additional critical system needs, which I would like to take the opportunity to review with you.

Baltimore County Public Schools (BCPS) is in the process of completing the largest ten-year construction program in Baltimore County's history. The \$1.3 billion Schools for Our Future program has upgraded and provided modern learning environments for tens of thousands of our children and teachers.

The results of this program are self-evident. With the assistance of both the state and the county, BCPS has been able to:

- Air-condition the remaining 90 schools in Baltimore County that lacked central air conditioning in 2010,
- construct fourteen (14) new or replacement elementary and high schools,
- renovate and construct six (6) additions at elementary and high schools around the county, and
- replace aging roofs, boilers, chillers, windows, doors, and other essential building systems at numerous schools throughout the county.

The first 14 priorities, in the FY2022 Capital Budget Request, include one new elementary school, one new middle school, four replacement elementary schools, one renovation/addition of an elementary school and one renovation/addition of a middle school, which represent the remaining Schools for Our Future projects. All are critical to address the continually increasing student enrollment being experienced throughout Baltimore County.

The next four priorities, three high school replacement projects, represent our pursuit of providing major improvements to our high schools and the needed high school capacity in the southwest and central areas of Baltimore County.



We would also request your consideration of including funding for the 15 roof replacement projects, two boiler projects, two chiller projects, two fire safety projects, and the mechanical system upgrade which are priorities 19 through 40. Priority 35, the replacement of the Dundalk Middle School boilers, is anticipated to receive only partial state funding due to the reduced age of the boilers. These boilers exceed the minimum 16-year requirement.

BCPS currently has approximately 350 boilers in the system ranging from brand new to well over 30 years old. These boilers all receive the same level of preventive maintenance care. Yet some survive well beyond their life expectancy, while others do not. We, therefore, request full state participation in this project.

Finally, priority 38, the fire sprinkler system installation at Battle Monument Special Day School, has been deemed ineligible because this type of system is typically installed only when larger renovation projects are performed. However, the school does not require a larger renovation project at this time, and this system is critical to protect our most vulnerable students. We would like a reconsideration of this assessment.

This FY2022 Capital Improvement Program state funding request was based on ongoing dialogue with our state and county fiscal partners, the school Board, state and county elected officials, communities, and other stakeholders, and consists of our most critical needs.

We thank you for your consideration of our appeal.





## CECIL COUNTY PUBLIC SCHOOLS

201 BOOTH STREET \* ELKTON, MARYLAND 21921 \* 410.996.5400

### APPEAL TO INTERAGENCY COMMITTEE FOR PUBLIC SCHOOL CONSTRUCTION

Prepared by:

**Charles C. Simpers, MBA**

**Supervisor of School Construction**

**December 07, 2020**

On behalf of the Board of Education of Cecil County, we submit these comments in support of our FY 2022 Capital Improvement Plan. We appreciate your continued efforts to make public school construction funds available to those jurisdictions with the most pressing needs. The following projects have been submitted for your review and approval. We would like to make an appeal for each one individually as our county continues to struggle with high priority needs and an ever increasing deferred maintenance list.

**1. Chesapeake City Elementary School - Replacement**

Chesapeake City Elementary School is currently under construction and is progressing on schedule. Our funding request of \$3,283,000 is our final year for construction funds requests.

While we are thankful for the initial partial funding of \$2,462,000, we respectfully request that you recommend the additional \$821,000 of the FY22 CIP submission, which will allow our county to fully contribute and fund their final portion of this project. **We respectfully request the additional \$821,000 of the FY22 CIP to finish the construction project at Chesapeake City Elementary School.**

**2. Cecil Manor Elementary School – HVAC Replacement**

The current HVAC system at Cecil Manor Elementary School is from 1995 when the building was renovated. Funding is requested for a complete new system to replace boilers, pumps, and boiler room controls; as well as replace facility-wide pneumatic controls; replace terminal HVAC equipment including RTUs, MAUs, unit heaters, unit ventilators, fan coil units, VAV boxes, and exhaust fans; replace classroom unit ventilators; and supply all associated ductwork; replace air cooled chiller with air cooled split system chiller as well as replacing the domestic hot water heater with new commercial gas fired water heater.

While we are thankful for the initial partial funding of \$1,181,000, we respectfully request that you recommend the additional \$393,000 of the FY22 CIP submission. **We respectfully request that you approve the State share of funding in the amount of \$1,574,000 so this project can proceed.**

**3. Bohemia Manor Middle/High School – Chiller Replacement**

We are continuing to tackle ongoing deferred maintenance issues with this second systemic renovation request. The scope of work is to replace both the existing aged 1994 Chiller and Cooling Tower with a new split system air-cooled chiller system. **Our local county council approved and funded their portion of this project last fiscal year, therefore we respectfully request that you upgrade the approval status from its current B to an A status and recommend the State share of funding in the amount of \$333,000 allowing us to complete this much needed systemic renovation project.**




### **Conclusion**

We wish to recognize the significant commitment on the part of the State of Maryland, Cecil County Council, and Board of Education of Cecil County to improving our school facilities. Both the County and State should be commended for this financial commitment, especially in light of competing fiscal needs.

We find ourselves, however, in the unfortunate position of being a low-wealth county with aging buildings and newly mandated programs. Our long-term strategic goal for the capital improvement plan is to decrease the total amount of deferred maintenance across our county, while improving the instructional environment for our students and staff. The 30+ superior ratings on state inspections we have received over the last 15 years proves that we are excellent stewards of tax dollars and remain a good investment for our State.

We thank you for providing us this opportunity to address school facility improvement needs in Cecil County. We hope you will give careful consideration to these comments in your very difficult deliberations.





**FY 2022 CAPITAL IMPROVEMENTS PROGRAM  
APPEAL OF 75% PRELIMINARY FUNDING RECOMMENDATIONS  
BEFORE  
THE INTERAGENCY COMMISSION ON SCHOOL CONSTRUCTION**

December 10, 2020



## **GREETINGS**

December 10, 2020

Good Morning.

**On behalf of Charles County Public Schools**, and those that represent us in the local and state government, we thank the IAC, MSDE, MDP, DGS and all State support staff for their continued advice, assistance and sensitivity to our growing needs for capacity and renovations to aging facilities.

**Everyone in Charles County** is quite pleased with the great communication always present between all of your staff and our Planning & Construction Office.

Charles County is continuing to renovate our existing buildings in an effort to bring them up to 21<sup>st</sup> century learning standards. Charles County Public Schools has two major renovation projects and a limited renovation project that address existing open space classroom areas and create enclosed classrooms. Charles County saw an increase in enrollment of 413 students in 2019 and we expect that trend to continue. Charles County has seen a decrease in enrollment this year due to the pandemic but expect to rebound next year. Charles County has presented a CIP that offers balance between renovations of existing buildings, necessary systemic projects to prolong the life of buildings, and new schools to address the demands that come from a growth county.



## **APPEAL #1**

### **Benjamin Stoddert Middle School:**

The school was built in 1976 with an open space floorplan and is predominately the original construction. The desire is to modernize and expand the existing school with an added student capacity to satisfy overcrowding in the adjoining neighborhood as well as to support a new regional special education program.

The appeal is for an additional \$1,472,600.00 in construction funding, to bring the total to \$5,822,600.00. There are additional contracts pending for the ACM removal and temporary parking lot construction, which will be coming before the IAC for approval.

### **CURRENT STATUS:**

The project is under construction and the new addition is expected to be completed in July 2021. The renovation portions of the project will begin in the summer of 2021 and continue for an additional year. This is the third year of construction funding and Charles County Public Schools appreciates the continued support of this project.



## **APPEAL #2**

### **Dr. Gustavus Brown Elementary School:**

The school was built in 1974 with an open space floorplan and is predominately the original construction. The building received a Pre-K addition in 1995 and a full-day kindergarten addition in 2011. The request was modified to become a limited renovation project with the November 23, 2020 revisions. The project will impact 5 systems and will improve the educational programs of the open-space classrooms, the guided entry vestibule, and the nurse's area.

The appeal is for an additional \$98,000.00 in construction funding, to bring the total to Charles County Public Schools request of \$3,758,000.00.

### **CURRENT STATUS:**

The Design Documents (DD) were submitted to MSDE on November 23, 2020. The Construction Documents are being finalized and will be submitted to DGS in January 2021. The local construction funds are approved and begin on July 1, 2021. The project is anticipated to bid in July of 2021. The students will be moved out of the building to a swing space for 1 year and this move will occur in July 2021.



## **APPEAL #3**

### **Eva Turner Elementary School:**

The school was built in 1979 with an open space floorplan and is predominately the original construction. The building received a Pre-K addition in 1995 and a full-day kindergarten addition in 2011. The desire is to modernize and expand the existing school with an added student capacity to satisfy overcrowding in the adjoining neighborhood as well as to support a new regional special education program. The 2011 addition will be retained.

The appeal is for an additional \$7,698,208.00 in construction funding, to bring the total to Charles County Public Schools request of \$8,430,208.00. This additional funding is necessary to fulfill the construction contract as shown in the revised construction draw schedule indicating that as of October 2020, Charles County has paid the contractor \$14,920,537.97, with an additional \$252,419.78 paid to the ACM contractor and Industrial Hygienist.

### **CURRENT STATUS:**

The project is in the second year of construction with a July 12, 2021 substantial completion date. Charles County has been awarded \$2,349,792 in state construction funding over the past two fiscal years. This is the third year of construction funding and Charles County Public Schools appreciates the continued support of this project.



## **APPEAL #4**

### **John Hanson Middle School – Roof Replacement:**

The school opened in 1972 and was re-roofed in 1995. The school is experiencing issues with the roof and a full replacement is necessary. The roof will be replaced with a modern roof system that will achieve a minimum 20 year warranty.

The appeal is for construction funding in the amount of \$1,794,000.00.

### **CURRENT STATUS:**

Design is complete and Charles County Public Schools has reviewed the Construction Document (CD) drawings. It is anticipated that the CD's will be submitted to DGS for review in January 2021, once state funds are awarded. The project will be bid in March 2021, once state funds are awarded.

Charles county government funded the local share of construction for the roof replacement project in FY2019.



## **APPEAL #5**

### **Maurice J. McDonough High School – Performing Arts and Security Enhancements:**

The school opened in 1977 as an open-space school and is predominately the original construction. The desire is to renovate portions of the building by placing an addition on the building, improve safety/security, circulation, and accessibility. The main entry to the school is through a lobby on the side of the building and the main office is adjacent to the lobby. The project creates a secure building entrance vestibule and relocates the Administration Suite into an area at the front of the building.

The addition is proposed to accommodate expansion of the performing arts program and relocation of the band and chorus rooms. The addition will be on the side and rear of the auditorium.

There is a ramp for access to the second floor that would be removed in order to install an elevator and stairs, for ease of access.

This school has an open-space floor plan and the renovation will begin to create permanent enclosed classroom spaces, in order to meet current educational program requirements.

The appeal is for construction funding in the amount of \$4,550,000.00.

### **CURRENT STATUS:**

The State approved Planning in FY2019. The design is complete and the DD/CD set was submitted to DGS on May 26, 2020 and has been approved. Charles County Government approved local construction funds in FY 2021 and has programed the balance in FY2022. The County Commissioners agreed to support the project in their October 27, 2020 FY2022 CIP letter of support.



## **APPEAL #6**

### **Westlake High School – Roof Replacement:**

The school was built in 1992. The original roof is 27 years old and is currently at the end of its useful life. The roof will be replaced with a modern roof system that will achieve a minimum 20 year warranty.

The appeal is for construction funding in the amount of \$1,981,000.00.

### **CURRENT STATUS:**

Local planning and design funds were approved in FY 2019. The roof consultant is designing the project and Charles County met to discuss the preliminary design elements last week. The DD design should be complete in January 2020. Partial local construction funds are approved in FY2021 and the balance is programmed for FY2022. Once State construction funds are approved, the project will bid in March 2021.



## **APPEAL #7**

### **Indian Head Elementary School – Boiler Replacement:**

The school was built in 1976. The boilers are 43 years old, which are a part of the original construction. The desire is to replace the boiler/heating system with a modern heating system that will achieve greater energy efficiency and reliability.

The appeal is for construction funding in the amount of \$712,000.00.

### **CURRENT STATUS:**

Local planning and design funds were approved in FY 2019. Local construction funds are approved for FY 2022. The design will begin in February 2021 and DD's are anticipated to be submitted in April 2021, CD's are anticipated to be submitted in June 2021 and bidding is anticipated for June 2021.



## **APPEAL #8**

### **J.P. Ryon Elementary School – Full Day Kindergarten Addition:**

The school was built in 1969 and renovated in 2001. This school received temporary classroom space to accommodate the additional student needs for a full-day kindergarten in 2008. This addition will restore much needed permanent classrooms as the school is currently utilizing 4 portable classrooms. The current Kindergarten enrollment is 73 students and the full day Pre-Kindergarten enrollment is 50 FTE students, which have been impacted by the pandemic. The 2019 Kindergarten enrollment was 91 students and Pre-Kindergarten enrollment was 55 FTE students.

The appeal is for construction funding in the amount of \$2,340,000.00.

### **CURRENT STATUS:**

Local planning and design was approved in FY 2019. The design is nearly complete. SD's were submitted in August 2019, DD's were submitted on January 22, 2020, and CD's were submitted to DGS on December 2, 2020. Local construction funds were approved in FY 2020. State construction funds are requested in FY 2022.



## **APPEAL #9**

### **Malcolm Elementary School – Full Day Kindergarten Addition:**

The school was built in 1955 and renovated in 1984. This school received temporary classroom space to accommodate the additional student needs for a full-day kindergarten in 2008. This addition will restore much needed permanent classrooms as the school is currently utilizing 8 portable classrooms. The current Kindergarten enrollment is 64 students and Pre-Kindergarten enrollment is 10 FTE students, which have been impacted by the pandemic. The 2019 Kindergarten enrollment was 56 students and Pre-Kindergarten enrollment was 19 FTE students.

The appeal is for construction funding in the amount of \$2,595,000.00.

### **CURRENT STATUS:**

Local planning and design was approved in FY 2019. The design is nearly complete. SD's were submitted in August 2019, DD's were submitted on January 31, 2020, and CD's were submitted to DGS on December 2, 2020. Local construction funds were approved in FY 2020. State construction funds are requested in FY 2022.



## **APPEAL #10**

### **T.C. Martin Elementary School – Modernization/Addition:**

The school was built in 1967, has not been renovated, and the major building systems have exceeded their normal life. The school received a Full Day Kindergarten addition in 2009. State Planning was approved in FY 2020. The project will modernize the school to meet the needs of 21<sup>st</sup> century learning. An addition will increase the State Rated Capacity from 450 to 656.

The appeal is for construction funding in the amount of \$8,498,000.00.

### **CURRENT STATUS:**

Local planning and design funds were approved in FY 2021. Local construction funds are approved for FY 2022. Charles County Public Schools recently completed an architect selection process and the Board is scheduled to approve the on-call architects on December 8, 2020. The design will begin in January 2021 with Schematic Design (SD) documents anticipated to be submitted in March 2021, Design Documents (DD) anticipated to be submitted in June 2021 and Construction Documents (CD) anticipated to be submitted in September 2021.



## **APPEAL #11**

### **Elementary School #23 – New Construction:**

The need is for additional school capacity in the St. Charles development area of Waldorf. Continued development in the County's development district will cause enrollment at the elementary school level to exceed the capacity of the existing schools in that area. ES #23 site was approved by MDP on May 19, 2020 and received State Planning approval in June 2020. The school is proposed with a State Rated Capacity of 766 students and will serve a population that includes students with special needs, students with low English proficiency, and children eligible to participate in the free and reduced meals program.

The appeal is for construction funding in the amount of \$11,917,000.00.

### **CURRENT STATUS:**

Local planning and design funds were approved in FY 2021. Local construction funds are approved for FY 2022. Charles County Public Schools recently completed an architect selection process and the Board is scheduled to approve the on-call architects on December 8, 2020. The design will begin in January 2021 with Schematic Design (SD) documents anticipated to be submitted in March 2021, Design Documents (DD) anticipated to be submitted in June 2021 and Construction Documents (CD) anticipated to be submitted in September 2021.



## **APPEAL #12**

### **General Smallwood Middle School – Roof/HVAC Systemic:**

The school was built in 1953 and renovated in 1979. The roof, heating and ventilation units, chiller and classroom units are 41 years old. Approximately 40 unit ventilators, fan-coil units, and convention units were replaced with FY 2013 & FY 2014 Aging Schools Program (ASP) funds. The desire is to replace the roof and install modern heating and cooling units to achieve greater energy efficiency and reliability.

The appeal is for construction funding in the amount of \$2,363,000.00.

### **CURRENT STATUS:**

Local planning and design funds were approved in FY 2021. Local construction funds are approved for FY 2022. The design will begin in February 2021 and DD's are anticipated to be submitted in April 2021, CD's are anticipated to be submitted in June 2021 and bidding is anticipated for June 2021.

Thank you for the support.



## **STATUS OF CURRENT IAC STAFF RECOMMENDATIONS**

**As of December 1, 2020:**

- 1. Benjamin Stoddert Middle School – Modernization/Addition**
  - a. Construction Funding - \$4,350,000.00**
  - b. Third year of construction funding**
  - c. Appeal for \$1,472,600.00**
  
- 2. Dr. Gustavus Brown Elementary School – Open Space Enclosure**
  - a. Construction Funding - \$2,745,000.00**
  - b. Converted to a Limited Renovation project**
  - c. Appeal for \$1,013,000.00**
  
- 3. Eva Turner Elementary School – Modernization/Addition**
  - a. Construction Funding - \$732,000.00**
  - b. Third year of construction funding**
  - c. Appeal of \$7,698,208.00**



**Appeal of Montgomery County Public Schools to the  
Interagency Commission on School Construction Funding Recommendations  
For the Fiscal Year 2022 Capital Improvements Program**

**December 10, 2020**

Good morning Dr. Salmon and members of the Interagency Commission on School Construction (IAC). I am Dr. Jack R. Smith, superintendent of schools, for Montgomery County Public Schools (MCPS). Joining me virtually today are Mr. Seth P. Adams, director, Department of Facilities Management; and, Ms. Adrienne L. Karamihas, director, Division of Capital Planning and Real Estate, Department of Facilities Management. On behalf of the members of the Board of Education, thank you for this opportunity to present our appeal of the IAC staff recommendations on the Fiscal Year (FY) 2022 state school construction funding for MCPS.

The Montgomery County Board of Education's FY 2022 State Capital Improvements Program (CIP) request is \$76.05 million. This amount is based on current eligibility of projects approved by the Montgomery County Council in May 2020. As a result of the construction delays to many of our capital projects in our adopted FY 2021–2026 CIP, this request is considerably lower than our previous request for state funding. If the completion dates in the *Board of Education's Requested FY 2022 Capital Budget and Amendments to the FY 2021–2026 CIP* are approved as requested, our state CIP request for FY 2023 will be more in line with previous requests.

The IAC staff recommendation is to fund \$44.29 million of our \$76.05 million request. On November 17, 2020, we received the annual issues letter that identified outstanding questions and issues resulting from the Designees review of our state CIP submission. Our responses to those questions were forwarded to Mr. Robert A. Gorrell, executive director, IAC, on December 4, 2020, and are incorporated in our Revised FY 2022 State CIP request submission. Therefore, we believe that there is adequate justification for all of the funds included in the request, and we are appealing the \$30.12 million balance that was not recommended for state funding.

On November 24, 2020, we received a list of the status of our construction projects, known as the "ABC" list. Some of our construction projects on the list were "U" coded due to outstanding questions or issues that needed to be resolved. MCPS staff provided all of the information requested in the November 17, 2020, issues letter, and, therefore, we believe that the "U" coding for those projects should be upgraded.

The "ABC" list did categorize two of our systemic roof projects (Priority 13 and 14) with a "D" coding due to the two roofs not reaching the 15-year requirement to be eligible for state funding. Therefore, as part of our Revised FY 2022 State CIP request, we have included two new systemic roof projects to replace the two projects that were coded "D". Again, all information required for these two new systemic roof projects were included in our responses forwarded on December 4, 2020, and therefore, we believe that these two projects should be funded as requested.

Attached for your consideration is our appeal which includes planning approval for 13 projects, construction funding for 2 projects, and the replacement of the 2 systemic roof replacement projects. Our appeal does include funding for the two new systemic roof replacement projects, which total \$1,849,000. Therefore, our appeal, which reflects our revised request, totals \$31.97 million.



MCPS has seen a steady increase in enrollment since the 2007–2008 school year. The current COVID-19 health crisis, however, has impacted our student enrollment, as well as the student enrollment of many public school systems across the country. The official September 30, 2020, enrollment is 160,575 students, a one-year decrease of 4,703 students. Nationwide, school systems are seeing reduced enrollment in the 2020–2021 school year, especially in the lower grades, as homeschooling and private schools that offer in-person instruction, gain student enrollment. We are confident, however, that many of these students will return to our schools once in-person instruction resumes.

From the 2010–2011 school year, student enrollment has increased by more than 17,000 students. Total school system enrollment is projected to increase to 170,761 students by the 2026–2027 school year. This projection represents a slight slowdown in enrollment growth in part due to the continued decline in resident births, which results in lower kindergarten enrollment and smaller cohorts of students as they progress through the school system each year. In addition, our enrollment projections do account for the current health pandemic. We believe, however, that this decline in enrollment will be temporary and, therefore, the capacity projects included in our request are still warranted and must remain on their construction schedules.

It is crucial that our state aid request be approved in order to meet the substantial capital funding needs for MCPS. We have significant construction needs, and now more than ever, we need strong financial support from the state for our school construction program. It is imperative that the state partner with MCPS to maintain our commitment to provide excellent facilities for our students and staff. MCPS students comprise approximately 18 percent of the state’s total student enrollment. As indicated in the following chart, the state funding share of our capital program has not kept pace with our unprecedented enrollment growth. If we have any hope of closing our capacity gap and addressing our aging facilities, it is essential to receive additional state dollars.

### MCPS State Funding History FY 2010–2021

Fiscal Year	MCPS Approved Capital Budget	MCPS State Aid Request	Statewide Allocation	MCPS State Aid Approved	Percentage of State Aid Received
2010	\$190.3	\$113.8	\$266.7	\$28.4	10.6%
2011	\$247.5	\$139.1	\$263.7	\$30.2	11.5%
2012	\$221.3	\$163.5	\$311.6	\$42.0	13.5%
2013	\$272.5	\$184.5	\$349.2	\$43.1	12.3%
2014	\$244.7	\$149.3	\$320.8	\$35.1	10.9%
2015	\$247.5	\$162.9	\$325.3	\$39.9	12.3%
2016*	\$283.3	\$147.9	\$338.2	\$45.7	13.5%
2017*	\$305.0	\$149.9	\$368.4	\$50.1	13.6%
2018*	\$292.2	\$119.1	\$387.4	\$59.2	15.3%
2019*	\$295.0	\$118.2	\$397.3	\$59.7	15.0%
2020*	\$305.1	\$113.8	\$350.8	\$58.7	16.7%
2021*	\$316.9	\$110.4	\$386.0	\$54.1	14.0%
	<b>\$3,221.3</b>	<b>\$1,672.4</b>	<b>\$4,065.4</b>	<b>\$546.2</b>	<b>13.4%</b>

\*Includes funding from the *Local School Systems with Significant Enrollment Growth or Relocatable Classrooms Legislation*



With the need to provide permanent seats for our student population and address the aging inventory of older school facilities, funding for our CIP continues to be a critical issue. Montgomery County continues to provide substantial financial support in our efforts to increase the capacity of our public school facilities and maintain and improve our older school facilities. However, even this commitment of local funds to support school construction is not enough to address our needs. In order for us to meet our obligations to our students, we depend on our partnership with the state to provide its share of our school construction program. I, along with the Board of Education, Montgomery County Government officials, and our state delegation will continue to work together to advocate for an increase in state construction funding to enable Montgomery County to receive its fair share of the statewide allocation for our capital projects.

Without additional funding, the school system will continue to operate in a constant state of “catch up” and remain far behind in providing adequate classrooms for our student enrollment. We urge the state to increase the overall school construction funding and provide the aid required to address the long-standing capacity needs and program requirements we have presented as part of our budget request, supporting documentation, and appeal information.

We appreciate the past support for state school construction funding in Montgomery County. We look forward to working with you to ensure that the students of our county continue to learn in well-designed buildings that accommodate student enrollment and provide the educational programs of which we are very proud. Thank you for your time and attention to our concerns and for your consideration of our state aid request.



# IAC Appeal Hearing

## FY 2022 Revised State Capital Improvements Program

### for Montgomery County Public Schools

(figures in thousands)

Priority No.	PFA Y/N	Project	Total Estimated Cost	Non PSCP Funds	Prior IAC Funding Thru FY 2021	FY 2022 REV Request For Funding	IAC Staff Rec.	Amount of Appeal
		<b>Balance of Funding (Forward-funded)</b>						
1	Y	Thomas W. Pyle MS Addition	25,144	19,902	4,947	295	295	0
		<b>Subtotal</b>	<b>25,144</b>	<b>19,902</b>	<b>4,947</b>	<b>295</b>	<b>295</b>	<b>0</b>
		<b>Systemic Projects</b>						
2	Y	Gaithersburg MS HVAC Replacement (Phase 1)	8,600	4,300		4,300	4,300	0
3	Y	Watkins Mill HS HVAC Replacement (Phase 4)	5,500	2,750		2,750	2,750	0
4	Y	Judith Resnik ES HVAC Replacement	4,600	2,300		2,300	2,300	0
5	Y	Spark Matsunaga ES HVAC Replacment (Phase 1)	3,800	1,900		1,900	1,900	0
6	Y	Cold Spring ES HVAC Replacement	2,650	1,325		1,325	1,325	0
7	Y	Forest Oak MS Roof Replacement	2,509	1,255		1,254	1,254	0
8	N	Monocacy ES HVAC Replacement	2,300	1,150		1,150	1,150	0
9	Y	Twinbrook ES Roof Replacement	2,103	1,052		1,051	1,051	0
10	Y	North Bethesda MS Roof Replacement	2,010	1,005		1,005	1,005	0
11	Y	Ronald McNair ES HVAC Replacement	1,950	975		975	975	0
12	Y	Montgomery Blair HS Roof Replacement	1,937	969		968	968	0
<del>13</del>	<del>Y</del>	<del>Flower Hill ES Roof Replacement</del>	<del>1,862</del>	<del>931</del>		<del>931</del>	0	0
<del>14</del>	<del>Y</del>	<del>Lakewood ES Roof Replacement</del>	<del>1,399</del>	<del>700</del>		<del>699</del>	0	0
13	Y	Eastern MS Roof Replacement	2,454	1,227		1,227	0	1,227
14	Y	Belmont ES Roof Replacement	1,244	622		622	0	622
		<b>Subtotal</b>	<b>44,918</b>	<b>22,459</b>	<b>0</b>	<b>22,457</b>	<b>18,978</b>	<b>1,849</b>
		<b>Construction Funding (Forward-funded)</b>						
15	Y	Col. E. Brooke Lee MS Addition/Facility Upgrade	62,864	49,821		13,043	13,043	0
		<b>Subtotal</b>	<b>62,864</b>	<b>49,821</b>	<b>0</b>	<b>13,043</b>	<b>13,043</b>	<b>0</b>
		<b>Planning and Construction Request (Forward-funded)</b>						
16/17	Y	Gaithersburg Cluster ES #8	39,000			8,725	8,725	0
18/19	Y	John F. Kennedy HS Addition	26,578			4,471	3,257	1,214
20/21	Y	Charles W. Woodward HS Reopening	128,235			28,907	0	28,907
		<b>Subtotal</b>	<b>193,813</b>	<b>0</b>	<b>0</b>	<b>42,103</b>	<b>11,982</b>	<b>30,121</b>
		<b>Planning Approval Request</b>						
22	Y	Clarksburg Cluster ES #9 (New)	LP			LP	LP	LP
23	Y	DuFief ES Addition/Facility Upgrades	LP			LP	LP	LP
24	Y	Ronald McNair ES Addition	LP			LP	LP	LP
25	Y	Parkland MS Addition	LP			LP	LP	LP
26	Y	Southlake ES (Major Capital Project)	LP			LP	LP	LP
27	Y	Burnt Mills ES (Major Capital Project)	LP			LP	LP	LP
28	Y	Neelsville MS Addition (Major Capital Project)	LP			LP	LP	LP
29	Y	William Tyler Page ES Addition	LP			LP	LP	LP
30	Y	Poolesville HS (Major Capital Project)	LP			LP	LP	LP
31	Y	Woodlin ES Addition (Major Capital Project)	LP			LP	LP	LP
32	Y	Stonegate ES (Major Capital Project)	LP			LP	LP	LP
33	Y	Northwood HS Addition/Facility Upgrades	LP			LP	LP	LP
34	Y	Crown HS (New)	LP			LP	LP	LP
		<b>TOTAL</b>	<b>326,739</b>	<b>92,182</b>	<b>4,947</b>	<b>77,898</b>	<b>44,298</b>	<b>31,970</b>



# IAC APPEARANCE TESTIMONY

FY 2022

## **Capital Improvement Program**

**Calvert County Public Schools  
December 10, 2020**



**Dr. Daniel D. Curry  
Superintendent**



## FY 2022 CIP Appearance Testimony

Made before the Interagency Commission on School Construction – via Webex  
Calvert County Public Schools  
December 10, 2020

Good Morning,

We appreciate the opportunity to appear before members of the IAC today, to discuss and review Calvert County's funding requests for the FY 2022 Capital Improvement Program. There are 5 projects that encompass our FY 2022 CIP. We appreciate the IAC staff's 75 percent recommendations and understand that budgetary constraints are the reason that 4 of our 5 project requests have been deferred.

Today, we would like to take the opportunity to highlight the importance of all these projects, not only to assure the level of support currently projected, but also to request that you reconsider funding them fully. Of the 5 requests, 4 are systemic renovations, focused largely on HVAC. As Calvert County's inventory continues to age, systemic projects become increasingly important. We have always known that systemics are a key component to operating our buildings effectively and efficiently, but never has it been more apparent, than now. In light of COVID-19, we must ensure that our HVAC systems are fully operational and sufficient outside air and ventilation is delivered within instructional spaces.

Our first project request is for the first year of funding for the Beach Elementary School Replacement project. Original construction of the existing building dates to 1953, with subsequent additions in 1971, 1980, and a kindergarten addition in 2006. We appreciate the IAC's commitment to this project through planning approval in FY 2021 as well as the IAC staff's recommendation for approval of funding in FY 2022. The project recently completed design development and we are proceeding with the construction document phase. The total construction cost will be **\$28,750,000**, with a State allocation of **\$14,855,000**, over a 2-year period. We expect to break ground, summer 2021, and schedule and cash flow projections indicate that the full **FY 2022** request of **\$10,666,000** will be critical to keep pace with construction.



Our second request is for the second and final year of funding for the Southern Middle School HVAC Equipment Replacement Project. The associated work is divided over 2 summers, with the first phase scheduled to start summer 2021. The total construction budget for this project is **\$6,500,000** with a State share of **\$3,339,000**. We previously received State funding in the amount of **\$1,840,000** and receiving the balance of funding associated with the scope of work is crucial. We respectfully request the remaining balance of **\$1,499,000**, so we may proceed with the project.

Our third request is a systemic renovation project at Calvert Elementary School consisting of the replacement of HVAC equipment dating back to the 1964 original building and the 1974 addition. The project scope includes replacement of the 1964 roof, which is original to the building. The existing equipment and roof that encompass the project scope are 46 to 56 years old; well past their remaining useful life. The new HVAC equipment will be energy efficient and operate via direct digital controls or DDC. A total of **\$2,906,000** is required, with a State share of **\$1,487,180**.

Our fourth request is for an HVAC Equipment Replacement Project at Huntingtown Elementary School. This project will include replacement of 5 DX Rooftop Units that serve the cafeteria, media center, and classrooms located in the central portion of the building. The unreliable equipment is nearly 20 years old and will be replaced with energy efficient equipment operated via DDC controls. The project scope also includes replacement of constant volume reheat coils that serve other classroom areas, and are inadequately sized. A total of **\$1,400,000** is required for the project with a State share of **\$715,500**.

Our fifth and final request is for an HVAC Systemic Renovation Project at Plum Point Middle School. The 3 DX Rooftop Units, 11 Air Handling Units, and 100 VAV boxes are original to the 1992 building, experience frequent problems, and don't adequately control humidity. The VAV boxes are non-fan powered, pneumatically operated, and have been repaired numerous times. Because they are unable to be retrofitted, they will be replaced with the project scope. All the new equipment will be energy efficient and operate via DDC controls. Due to the large scope, the project will be phased over 2 summers, and require a total of **\$3,075,000**, with a total State allocation of **\$2,120,000**. Our funding request for the first year is **\$1,590,000**.



In closing, we appreciate the support the IAC has given to Calvert County in the past. Your continued support will ensure that Calvert County can provide safe, healthy, and well-maintained facilities for our staff and students.

Thank you.

Presented by:

Daniel D. Curry, Superintendent, Calvert County Public Schools

Shuchita Warner, Director of School Construction



**Remarks by Dr. George Arlotto**  
**Appeal of IAC Staff Recommendation**  
**December 10, 2020**

Good morning Dr. Salmon and members of the Commission. I am George Arlotto, Superintendent of Anne Arundel County Public Schools, and I am pleased to have this opportunity to meet with you to address our Fiscal Year 2022 Capital Improvement Program (CIP) request.

I would like to begin by thanking the Commission for the continued support that Anne Arundel County has received. I would also like to thank the IAC staff for its 75% recommendations that have been moved forward for your consideration. Every approval allows us to extend the useful life of our school facilities, address future enrollment growth, reduce the continual increase of backlog projects, and provide students and staff with an equitable and effective learning environment.

We, along with our valued partners in local government, continue to implement proven practices that support and improve our CIP, such as extending the local bond duration from 20 to 30 years, using prototype designs, developing sound life-cycle costing, and utilizing value engineering. Along with these best practices, we continue to take into consideration our Strategic Facilities Master Plan, Comprehensive Maintenance Plan, and Educational Facilities Master Plan in order to ensure that our planned projects will be efficiently and fiscally sustainable.

We are committed to the strategic execution of this solid plan, and in order to keep our CIP well-balanced and functioning, we are requesting your continued support and funding approval for the following projects:

Our first appeal is for the remaining final year of construction funding for Crofton High School. This project is substantially complete and has been occupied by school staff since June 2020.

Our next appeal is for the balance of funding for the HVAC/Fire Safety/Electrical systemic projects at North County High School. As you are aware, construction has begun to replace the antiquated HVAC and fire alarm systems. In addition, this project includes electrical upgrades in support of our last Technology in Maryland Schools project.



Next, we are requesting construction funding approval for Kindergarten and Pre-Kindergarten additions at Van Bokkelen and Sunset elementary schools. Both schools received local planning in FY21, designs were reviewed and approved to bid. Van Bokkelen Elementary is under construction and Sunset Elementary will go to bid shortly.

Our next appeal is for first year construction funding for Quarterfield Elementary which also received local planning approval in FY21. Design documents have been submitted to the State for approval and it is on scheduled to bid in February of 2021.

We are also requesting local planning approval and first year construction funding for our next three priorities, Hillsmere Elementary, Rippling Woods Elementary, and Old Mill West High School.

- Hillsmere Elementary has not had a major renovation or large systemic renovation in 53 years and was approved for a replacement school. Design documents have been submitted to MSDE for review and approval.
- Rippling Woods Elementary, built in 1974, is an open space school that has had no major renovations and lies within the BWI airport zoning district. Design documents have been submitted for approval. We have also received the MSDE letter of support for the Regional Special and Alternate Education program for this project.
- Old Mill West High School is part of the Old Mill Complex master planning study that was completed in 2016 and was included as a high priority school development project in our 2015 Strategic Facilities Master Plan. The school will contain a Regional Special Education program that will accommodate 80 students, bringing the proposed enrollment to 1,882. The site was approved by the State Clearinghouse in March of 2020. All required letters of support have been approved by MSDE and final design documents have been submitted for review and approval. The anticipated bid date is February 2021.

Next, we are asking for local planning approval for the new West County Elementary and Old Mill Middle School South. Both schools are currently in design and we are working with MDP to obtain Clearinghouse approval on both properties.

Our last appeal is for local planning and construction funding approval for Kindergarten and Pre-Kindergarten additions at Brock Bridge and Meade Heights



elementary schools. Both projects are in design and we are continuing to submit the necessary design documents as required.

On behalf of our 85,000 students, their parents, our employees, the Board of Education of Anne Arundel County, and the community that we serve, I thank you for the opportunity today to discuss our FY 2022 Capital Improvement Program and how it supports Anne Arundel County and the State of Maryland. My staff and I would be pleased to answer any questions that you may have.



---

**IAC APPEAL HEARING**

**THE BOARD OF EDUCATION**

**OF HARFORD COUNTY**

**TO THE INTERAGENCY COMMITTEE ON**

**SCHOOL CONSTRUCTION**



December 10, 2020  
Capital Improvement Program  
Project Testimony



## **PROJECT PRIORITIES AND BUDGET REQUEST**

Our Board and local government recognize the importance of developing a balanced and flexible approach to capital planning. Like last year, this approach is evident in this year's presentation of our capital funding request. Our FY 2022 request balances the needs of programmatic requirements with those that are physical facilities and safety focused. All Harford County Public Schools (HCPS) capital needs are evaluated and prioritize each year. As with most counties, the HCPS capital needs exceeds available funding. The projects in the FY 2022 CIP request are the highest needed projects based on set decision making criteria and funding outlook. The resulting request is a practical list of needs to maintain school facilities and focus on the educational and program needs of the school system. This year's request balances major capital projects (Homestead Wakefield Elementary School and Joppatowne High School Limited Renovation) with ongoing systemic needs (Roof replacements at Bel Air Middle School and the Center for Educational Opportunity and the Central Plant replacement at Abingdon Elementary School).

### ***THIS YEAR'S PRIORITIES INCLUDE:***

1. Homestead Wakefield Elementary School - Local Planning Approval
2. Joppatowne High School Limited Renovation Project – \$8,693,263
3. Bel Air Middle School Roof Replacement Project - \$1,505,000
4. Center for Educational Opportunity Roof Replacement Project - \$2,479,000
5. Abingdon Elementary School Central Plant Replacement Project - \$1,247,000



## **HOMESTEAD WAKEFIELD ELEMENTARY SCHOOL - LOCAL PLANNING APPROVAL**

*(PRIORITY #1)*

### ***Appeal – Local Planning Approval***

Homestead Wakefield is a 3 building elementary school located in Harford County's growth envelope. For many years, the school has been at or above the State Rated Capacity (SRC). At the start of the 2020 school year, the school was at 108% capacity; however, with pre-COVID enrollment numbers, the school was at 116% capacity in 2018 and 112% capacity in 2019. Due to the County's Public Adequate Facilities Ordinance (APFO), a moratorium has been in place on residential development within this attendance area for the past three years. Given the planned development and capacity trend data, it is projected that building utilization will continue to exceed the current State Rated Capacity.

A scope study was completed in the spring of 2007. As a result of that study, the Board of Education selected an option to renovate and add an addition to the Wakefield building to create one large school facility. Local Planning was granted by the State for this project in FY 2012 with a waiver for the feasibility study.

In 2014, Harford County Government contracted with Jacobs to complete a facility condition assessment of all county owned facilities (schools, parks and rec, libraries, sheriff office, etc.). That report placed the Homestead Wakefield Elementary School 4<sup>th</sup> in the total priority order for the county. The report found overall program and space shortfalls, mechanical and physical condition deficiencies. Also noted concerns about the multi-building campus leading to operational deficiencies and safety concerns for children traveling from one building to another to access the core spaces such as the cafeteria, gym, library, music, and art. Finally, the traffic patterns and increasing traffic on the campus are a concern for student safety during student arrival and dismissal.

Unfortunately, Local Planning Approval had to be rescinded in April of 2016 due to local fiscal constraints. The current county administration adopted a conservative approach to major school projects and agreed to support only one major project at a time. Homestead Wakefield has remained a top priority for HCPS and was prioritized according to all the school system's needs and projects in process.

Thirteen (13) years have passed since the original scope study was completed. In August, HCPS began working with Banta Campbell Architects to update the Scope Study, re-evaluate the options, and recommend the most suitable long-term solution for addressing the issues at the school. In conjunction with this project, HCPS has contracted with FLO Analytics to evaluate



school capacities and develop scenarios to balance enrollment. Recommendations from that project will be incorporated into the design of the Homestead Wakefield project. HCPS plans to submit the updated Scope Study in February and move forward with the Educational Specification development process. Attached is the current overview timeline for the project, it is comparable to the timeline of major projects recently completed by HCPS.

Deferring this project will only further delay the ability of HCPS to address the many needs of this school facility. County Executive Glassman provided a letter of support for the local portion of all projects in the CIP request. Once the Board Approved Revised Scope Study is submitted to the IAC in February, we are requesting the IAC to reevaluate this project and approve **Local Planning** so HCPS can continue the planning process to address the needs for the students, staff, and community of Homestead Wakefield Elementary School.



## **JOPPATOWNE HIGH SCHOOL LIMITED RENOVATION PROJECT**

*(PRIORITY #2)*

### ***No Appeal – Project Status***

We would like to thank the staff of the Public School Construction Program for recommending the second and final year of construction funding in the FY 2022 CIP.

This project consists of several State eligible systemic renovation projects including, but not limited to, structural and envelope (exterior doors, and windows); mechanical (HVAC) and plumbing (domestic water, sprinkler, lavatory, and toilet fixtures); electrical upgrades (including lighting) and fire safety. A back-up generator will be added to address life safety requirements and meet HCPS design standards, any additional requirements for compliance with the Maryland Emergency Management Agency (MEMA) will be incorporated. The roof was replaced in 2017 and will not be impacted by this project.

Educational program components include improved spaces for Homeland Security, Child Development, Music, and Tech Education. Additionally, it will add two science rooms, a professional foods lab, and a multi-purpose room for mock trial, drama practice, and other functions. Additional upgrades to the building will include improving ADA accessibility by reconfiguring toilet rooms, adding lifts, replacement of original elevator, etc.; reconfiguring the administration and health suite spaces to provide a secure vestibule and better visual monitoring of the front of the building; and site improvements including the parking lot and some building settling issues.

Construction began on this project August of 2020 and is currently on schedule to for completion August of 2022.



## **BEL AIR MIDDLE SCHOOL ROOF REPLACEMENT PROJECT**

*(PRIORITY #3)*

### ***No Appeal – Project Status***

We would like to thank the staff of the Public School Construction Program for recommending the second and final year of construction funding in the FY 2022 CIP.

Funds are requested to replace 170,000 square feet of built-up roofing with a 20-year no dollar limited (NDL) warranty system utilizing tapered insulation to achieve a 1/4" per foot of slope at Bel Air Middle School. A Request for Proposal (RFP) for architectural services was issued and Johnson, Mirmiran & Thompson (JMT) Architecture was selected to provide architectural services for the project. HCPS plan to submit Construction Documents to IAC staff in January 2021 and open bids in March 2021. Construction will begin June of 2021.

## **CENTER FOR EDUCATIONAL OPPORTUNITY ROOF REPLACEMENT PROJECT**

*(PRIORITY #4)*

### ***No Appeal – Project Status***

We would like to thank the staff of the Public School Construction Program for recommending the full funding in the FY 2022 CIP.

Funds are requested to replace 98,368 square feet of built-up roofing with a 20 year NDL warranty system utilizing tapered insulation to achieve a 1/4" per foot of slope at the CEO. An RFP for architectural services will be issued September of 2021. HCPS plans to submit Construction Documents to IAC staff in January 2022 and open bids in March 2022. Construction will begin June of 2022.



## **ABINGDON ELEMENTARY CENTRAL PLANT REPLACEMENT PROJECT**

*(PRIORITY #5)*

### ***Appeal - \$1,247,000***

Funds are being requested to replace aging central plant equipment including the 28-year-old failing 200-ton water cooled chiller, cooling tower and the 100-ton air cooled chiller, the dual fuel-fired boilers and domestic water heater (DWH), related pumps and piping accessories, and upgrading the central plant building automation controls at Abingdon Elementary School. The school is currently experiencing humidity problems making it difficult to maintain a healthy learning environment.

As the budgeting process continues, we are requesting the IAC to re-evaluate this project and approve State funding in the amount of \$1,247,000 to proceed with this central plant replacement.



**Homestead Wakefield Elementary School**  
**General Task Timeline**

<b>Date</b>	<b>Task</b>
February 10, 2021	Scope Study BOE report and presentation upload
February 22, 2021	Scope Study BOE Approval
April 28, 2020	Ed Spec BOE report and presentation upload
May 10, 2021	Ed Spec BOE Approval
May 11, 2021	Ed Spec Submission to the State
July XX, 2021	SD BOE report and presentation upload
August XX, 2021	SD BOE Approval
August XX, 2021	SD Submission to the State by September 1st
October XX, 2021	DD Submission to the State by November 1st
February XX, 2022	CD Submission to the State
April XX, 2022	Bid Advertisement
May XX, 2022	Bid opening
May XX, 2022	BOE Report Due
May XX, 2022	BOE Approve contract
July XX, 2022	IAC Approve contract
July XX, 2022	NTP - Construction Begins
July, 2024	Construction Complete

*XX - Exact dates are to be determined once BOE and IAC meeting schedules are available*



# BALTIMORE CITY PUBLIC SCHOOLS

**Bernard C. “Jack” Young**  
*Mayor, City of Baltimore*

**Linda Chinnia**  
*Chair, Baltimore City Board of  
School Commissioners*

**Dr. Sonja Brookins Santelises**  
*Chief Executive Officer*

Date: December 10, 2020

RE: Baltimore City Public Schools’ FY2022 Capital Improvement Program (CIP) Appeal

## **Talking Points**

### Introduction

- Good Afternoon Dr. Salmon, IAC Commission Members and Designees, and Mr. Gorrell. On behalf of Baltimore City Public Schools’ Board of Commissioners and CEO, I thank you for the opportunity to address members of the IAC about Baltimore City Public Schools (City Schools) Fiscal Year (FY) 2022 capital improvement priorities.
- We are here to appeal the IAC Designees’ 75% FY 2022 CIP recommendations for City Schools. City Schools requested approximately \$107 million in state funds for thirty-two (32) projects in the FY 2022 CIP. The request included funding for four (4) major renovation/addition projects, Armistead Gardens Elementary/Middle, Maree G. Farring Elementary/Middle, Furley Elementary, and the Northeast building. Two schools (Armistead Gardens and Maree G. Farring) are currently over-crowded with utilization rates over 200%. The Maree G. Farring Elementary/Middle project includes the renovation of an adjacent site purchased to address overcrowding. The FY 2022 CIP also included twenty-eight (28) systemic projects that consist of much needed repairs to various building systems (i.e. air conditioning, elevators, fire alarms, HVACs, roofs, and toilet room upgrades).
- As you know, on November 30, 2020, a revised FY 2022 CIP was submitted that included requests in the amount \$94M for twenty-nine (29) projects. The twenty-nine (29) projects consists of the four (4) major projects, and twenty-five (25) systemic projects. Three (3) systemic projects were deleted from the original request of thirty-two (32) projects because of funding allocated from other state sources.
- As in most years, this request only begins to address City Schools’ true facility needs of what is necessary to effectively preserve our existing portfolio and to accommodate the maintenance of newly-renovated or replaced buildings coming online through the 21<sup>st</sup> Century Buildings Plan, and the Capital Improvement Program (CIP).



- We thank the IAC for the \$24.8 million (based on 75% of authorized funding) recommended for City Schools FY 2022 CIP requests, as well as for the projected \$33M at 100% authorized funding. We would like to use the rest of our time to appeal all FY2022 CIP projects that were not recommended for funding, and to share with you some of the accomplishments and challenges City Schools faces regarding our capital planning and maintenance needs.

#### City Schools Plans and Accomplishments

- As we appeal projects for City Schools CIP, we would like to take time to highlight some positive progress and results we have made over the last few years and District-level plans that may impact our CIP request and considerations.
- This year we were happy to open two state of the art zero net energy replacement schools, including: Graceland Park - O'Donnell Heights ES/MS and Holabird Academy. Thank you again Mr. Gorrell for joining us at the walk-through of these building and for featuring the schools in the IAC Fall newsletter. We are excited about having these schools in our portfolio.
- We continue to make progress on our five-year Air Conditioning Plan. We are currently in the last year of the plan. By next school year (SY21-22), City Schools will have installed air conditioning in almost seventy-five (75) non-air-conditioned buildings. Air conditioning in these schools was achieved through a variety of methods – new 21<sup>st</sup> Century buildings, new CIP-constructed buildings, full HVAC systems, and the installation of vertical packaged units. We also developed a private-public partnership with our local Ravens NFL football team, who provided support for two of the vertical packaged unit projects.
- While we have made significant progress, the need for Baltimore City School facilities is still great. City Schools has approximately 17 million square feet of facility space and 149 buildings in our portfolio; the cost to appropriately address the aging building stock is approximately \$200 million per year. This cost is calculated using the current replacement value of 4% of \$5 billion. This four percent includes upgrades to existing facilities, reduction in accumulated backlog of deferred maintenance and altering existing facilities to address educational adequacy. Our current replacement need for existing building systems and components is \$333 million to address items beyond their expected life cycle. And 80% of the portfolio still remains without funding for replacement or renovations.
- The Baltimore City School Board of Commissioners continue to review and to consider recommendations to more efficiently utilize our aging and underutilized facilities, even as most schools are offering virtual learning during the COVID-19 pandemic.



Appeal – FY2022 Major and System CIP Projects Not Recommended for Funding

- With so much movement happening in the District, we want to continue to make our needs known for State support toward improving our facilities for our students. Per the 75% IAC staff recommendations, the request for all four included major projects (renovation and addition at Armistead Gardens Elementary/Middle School, renovation and addition at Maree G. Farring Elementary/Middle School, replacement of Furley Elementary, and the renovation of the Northeast building) were not recommended for funding approval. As you know, state funding is critical for support of these projects. Below identifies the current status of the major projects and feedback incorporated, based on comments received from the state:
  - Armistead Gardens
    - For Armistead Gardens, the IAC allocated planning approval in the FY2018 CIP. This is a vital project to alleviate overcrowding at a school that is currently at 220% utilization. The feasibility study has been completed for a renovation and addition project.
    - The planning approval was prior to the implementation of the Gross Area Baseline adoption, however, the ed spec for this project has a size only 7% larger than the GAB. However, it must be noted that the GAB calculation does not account for specialized city-wide special education programs that are located at this school, and the size for those programs must be accounted for in the GAB calculation.
    - This project design start has been delayed due to COVID, however, we plan to kick off design of the project in March 2021 to be completed August 2022. To keep with this schedule, we must have funding allocated in the FY 2022 CIP allocation.
  - Maree G. Farring
    - For Maree G. Farring, the IAC allocated planning approval in the FY2020 CIP. This is a vital project to alleviate overcrowding at a school that is currently at 214% utilization.
    - The feasibility study has been completed for renovation and addition of an historic site that was purchased for this purpose adjacent to the school.
    - This project design start has been delayed due to COVID, however, design will kick off March 2021 with a completion March 2022.
    - Per the schedule submitted with the Issues response letter, we are planning on



starting construction in March 2022. To keep with that schedule, we must have funding allocated in the FY 2022 CIP allocation.

- Furley

- For Furley, the IAC allocated planning approval in the FY2021 CIP. This is a vital project to allow a school to go back to their school, as they have been in swing space now for three years due to structural issues at their former building.
- The ed spec currently submitted is for an elementary school with 678 students, and the size proposed is only 4.6% larger than the GAB. However, it must be noted that the GAB calculation does not account for specialized city-wide special education programs that are located at this school, and the size for those programs must be accounted for in the GAB calculation.
- Additionally, the Issues letter questions the capacity of this school, based on a current enrollment of 334 students. However, as submitted in the CIP, the actual enrollment at the school is 495 students, and growing at an exponential rate.
- To be on track with the current request, the feasibility study kicked off December 2020, per the schedule submitted in the Issues response letter.

- Northeast

- For the Northeast project, the IAC allocated planning approval in the FY2021 CIP. This is a vital project to allow a school to go back to their school, as they have been in swing space now for six+ years.
- This project will accommodate 591 middle school students at one of only three stand-alone middle schools in the district.
- In addition, it will accommodate 300 additional priority 1 middle school choice seats, which are currently unplaced during the Choice process.
- Completing this project will allow for vacating the Thurgood Marshall building upon the completion of Furley, and allow us to surplus that building back to the City. Part of the funding for this project is also tied to the schools construction bill passing. City Schools will continue to move forward with the planning of this project.

- We understand that the State did not approve funding for Armistead and Furley/Northeast due to concerns that the enrollment projections do not support the intended programs. Enrollment projects for City Schools should be reviewed through a layered approach. At City Schools we aim to be data-driven. The enrollment projections and projected utilizations we have provided are an estimation, that includes the context of individual schools, as well as other neighborhood



information and program data- which includes population, demographic, and housing market information. We have held several meetings with IAC staff and reviewed data that supports the increased enrollment at specific schools, however we are still in disagreement regarding the enrollment and would be happy to work with IAC staff to reach a more mutual understanding.

#### Next Step for All Major Projects

- In addition to our appeal, we are requesting follow up discussions related to the FY2022 CIP requests for the major projects which were not recommended for approval. We understand that there are state formulas such as the Gross Area Baseline (GAB) and the Total Cost of Ownership (TCO) calculator that are used to assist in making recommendations, in addition to enrollment projections. However, it is important to note that a one size fits all approach to these calculations may unintentionally present challenges to the wide variety of LEA's all across our state and so ask that you consider a more customized approach that factors in the diversity of the needs, history, and students of our great state. We, of course, understand the challenges you face of creating such a baseline for rural, suburban, and urban school districts all across the state and ask that you consider providing some flexibility that would take into account the distinct contexts of each LEA when reviewing requests for approval.
- For example, in City Schools, programs such as city-wide special education programs, separate public day schools and specific CTE programs require more square footage than identified in the state formulas for academic programming. In addition, as we have discussed, recommendations presented by the Annual Review Team are under review by the School Board that will be voted on in January. These recommendations will have an impact on enrollment projections.

#### Closing

- In closing, City Schools thanks you again for your continued support in addressing the facility needs of Baltimore City Schools.
- City Schools' need for State support and funding is great, and we continue to look to the State to serve in providing the necessary resources to jurisdictions. As you know, unlike many school districts in Maryland of similar size, City Schools, in comparison, receives less than 1/3 of its support from its local jurisdiction. Baltimore City has increased support to City Schools by a total of \$6 million over the last four fiscal years (FY2019 – FY2022). While helpful, this increase in funding does not begin to address City Schools' facility needs.
- City Schools is working to invest with an eye to the future. Various sources of data such as housing, and income were used in support of our requested projects.



- We ask that the IAC consider the challenges associated with operating a district with aging facilities and the funding constraints of our jurisdiction in your consideration to fully fund our FY 2022 CIP priority projects.
- On behalf of our schools, students, and communities, thank you for your time and consideration.





# BALTIMORE CITY PUBLIC SCHOOLS

## **FY2022-27 Capital Improvement Program (CIP)**

Interagency Commission on School Construction (IAC) Appeal Meeting  
December 17, 2020

Dr. Sonja Brookins Santelises  
Chief Executive Officer, Baltimore City Public Schools

Dr. Lynette Washington, Chief Operating Officer  
Ms. Annie Hsiao, Deputy Chief Operating Officer  
Ms. Cynthia Smith, Director Design and Construction





# Overview

- Goals for FY2022 CIP
- FY2022 CIP Requests (Amended 11/30/20)
- Highlight IAC Recommendations
- Projects to Appeal
- Accomplishments and Next Steps
- Comments/Questions





# Key Goals for CIP 2022

- **Funding for major projects (FY22 request = \$17M)**
  - Armistead Gardens (Renovation/Addition)
  - Maree G. Farring (Renovation/Addition)
  - Furley (Replacement)
  - Northeast Renovation)
- **Year 5 of 5 air conditioning projects**
  - One building (Paul Laurence Dunbar MS #133)
- **Unfunded projects from FY21 CIP request – “C” projects**
  - 4 projects (2 major and 2 systemic)
    - Armistead Gardens #243 & Maree G Farring #203 – addition/renovation
    - Highlandtown #215 – structural/windows
    - Roland Park #233 - structural
- **New Projects**
  - Projects beyond life cycle and coordinated with other priority projects



# CIP FY2022: Project Requests (Amended 11/30/20)

Project Categories	Number of Projects	Amount Requested
<b><u>Major Projects</u></b>	4	\$17M
Armistead Gardens (Renovation/Addition)		
Maree G. Farring (Renovation/Addition)		
Furley (Replacement)		
Northeast (Renovation)		
<b><u>Systemic Projects</u></b>		
AC and HVAC	6	\$20M
Boiler	1	\$1M
Elevator	6	\$3M
Multi Systemic	9	\$48M
Roof	2	\$2M
Structural	1	\$2M
<b>TOTAL</b>	<b>29</b>	<b>\$94M</b>

FY2022 Total Capital Request

**\$113 Million**

- \$ 94 Million State
- \$ 19 Million Local



# CIP FY2022 IAC Recommendations (\$ in thousands)

*December 10, 2020, the Public School Construction Program (PSCP) staff will present recommendations for approval of eight (8) of the twenty-nine (29) requested projects.*

Project Name	Type	FY22 Request	IAC 75% Recommended	IAC Projected 100% Recommended
Paul Laurence Dunbar Middle Bldg.	AC	\$3,221	\$2,416	\$3,221
Digital Harbor H	Other	\$1,200	\$900	\$1,200
Edgecombe Circle E	Multi Systemic	\$10,931	\$7,304	\$9,739
Gwynns Falls E	Multi Systemic	\$792	\$594	\$792
Yorkwood E	Multi Systemic	\$8,184	\$6,138	\$8,184
Charles Carroll, Barrister E	Multi Systemic	\$4,008	\$2,916	\$3,888
Garrett Heights EM	Multi Systemic	\$1,493	\$1,120	\$1,493
Fallstaff EM	HVAC	\$4,608	\$3,456	\$4,608
<b>TOTALS</b>			<b>\$24,844</b>	<b>\$33,125</b>



# CIP FY2022

## IAC Recommendations (\$ in thousands)

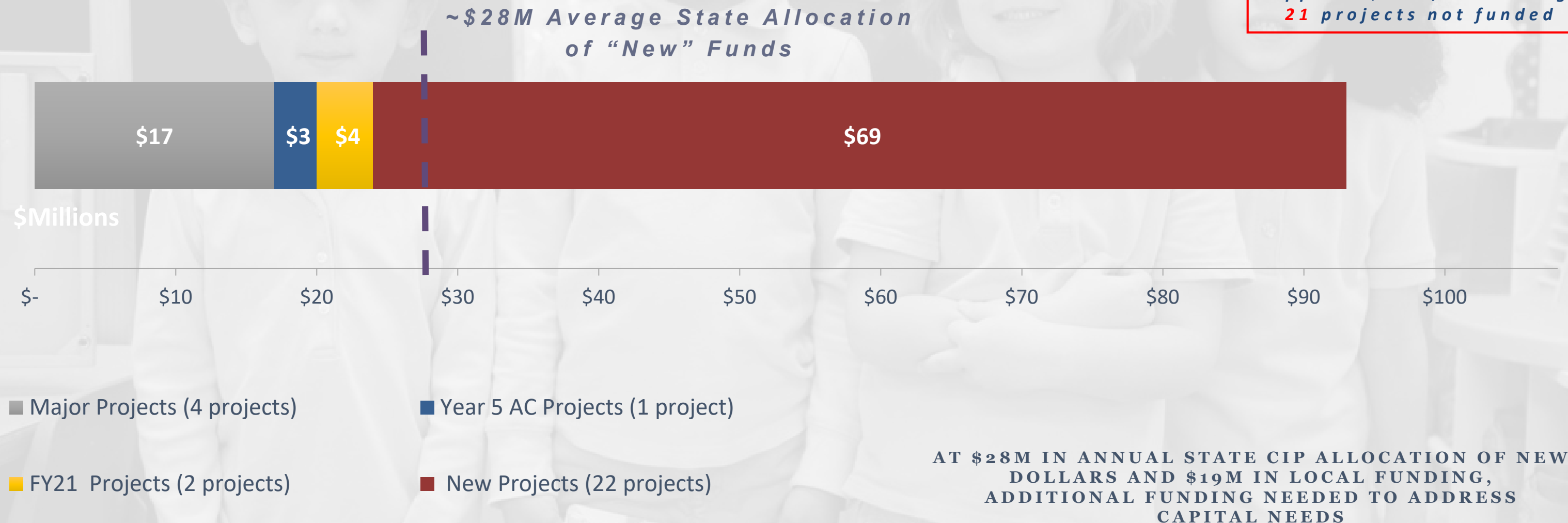
Project Type	No. Projects Requested	Amount Requested	No. Projects Funded	IAC 75% Recommended	IAC 100% Recommended Projected Amount
AC	1	\$3,221	1	\$2,416	\$3,221
Boiler	1	\$864			
Elevator	6	\$2,928			
HVAC	2	\$10,548	1	\$3,456	\$4,608
Major	4	\$17,250			
Multi	8	\$46,048			
Other	3	\$6,720	1	\$900	\$1,200
Roof	2	\$2,000			
Structural	1	\$2,496			
Multi-Systemic	1	\$1,498	5	\$18,072	\$24,096
<b>TOTALS</b>	<b>29</b>	<b>\$93,572</b>	<b>8</b>	<b>\$24,844</b>	<b>\$33,125</b>



# FY22 Requested Projects (Amended 11/30/20)

## FY22 CIP (\$94M Requested, 29 Projects)

*FY2022 CIP includes 29 projects; priority projects 1-8 would be approved for approx. \$28M; remaining 21 projects not funded*





# Armistead Gardens PK-8

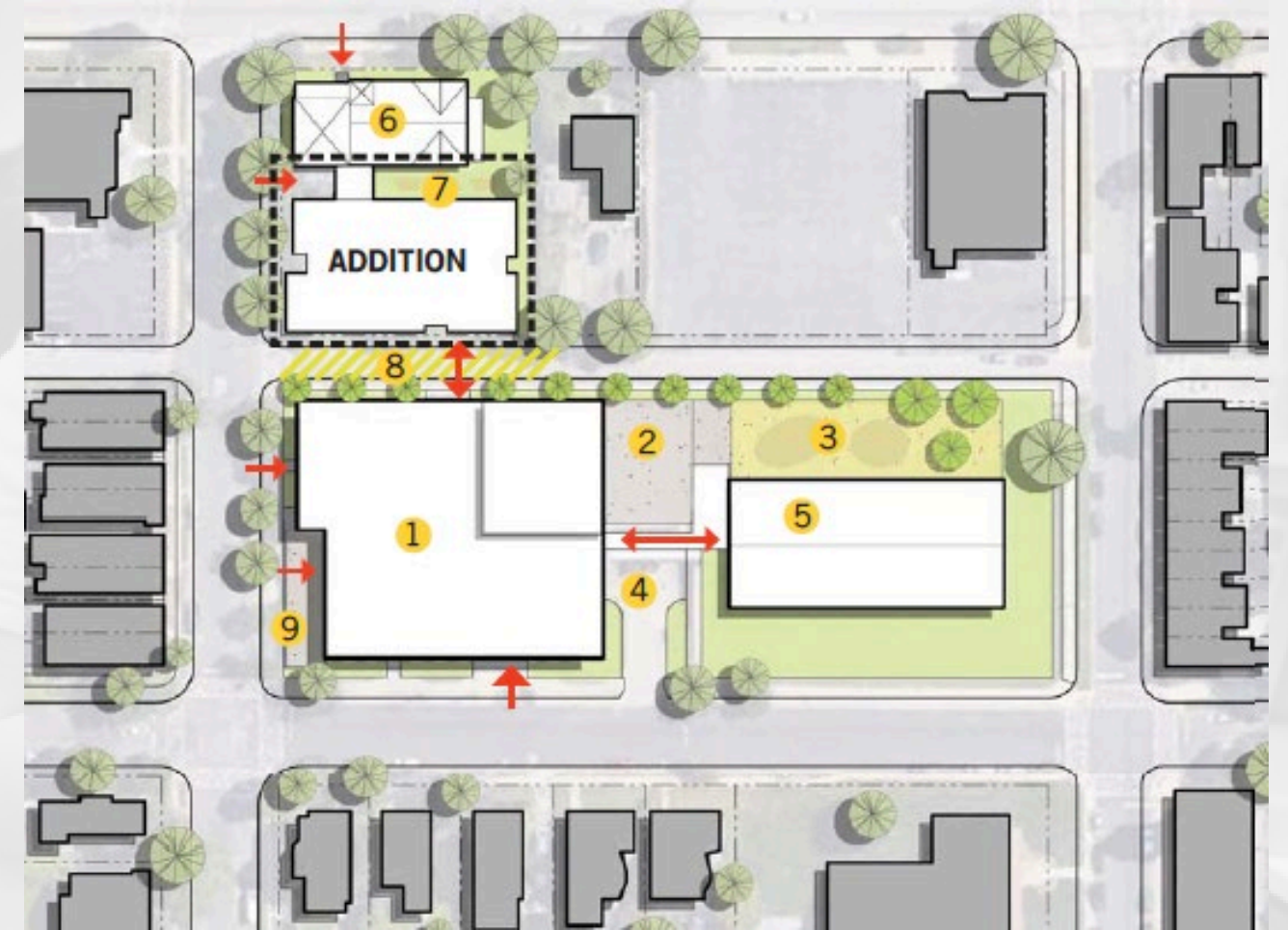


- **Feasibility study completed**
- **Ed Spec**
  - Renovation and addition
  - 883 students, 129,255 sf (7.1% larger than GAB)
- **IAC Planning Approval FY 2018**
- **May need to re-analyze for increased enrollment in the area**
- **Anticipated Schedule:**
  - Design 3/21 – 3/22
  - Construction 8/22 – 8/24
- **Total Est. Cost = \$42.6M; FY22 CIP request = \$5M**
- **Need funding approval to proceed**



# Maree G. Farring ES

- **Feasibility study completed**
- **Ed Spec**
  - Renovation and addition of historic annex site
  - 260 students, 18,860 sf
- **IAC Planning Approval FY 2020**
- **Anticipated Schedule:**
  - Design 1/21 – 10/21
  - Construction 3/22 – Spring 2023
- **Total Est. Cost = \$13M; FY22 CIP request = \$2.25M**
- **Need funding approval to proceed**





# Furley ES



- **Feasibility study in process**
- **Ed Spec**
  - Replacement
  - 678 students, 81,718 sf (4.6% larger than GAB)
- **IAC Planning Approval FY 2021**
- **Anticipated Schedule:**
  - Feasibility 12/21 – 6 / 21
  - Design 3/22 – 3/23
  - Construction 8/23 – 8/25
- **Total Est. Cost = \$35.3M; FY22 CIP request = \$5M**
- **Need funding commitment to proceed**



# Northeast Building

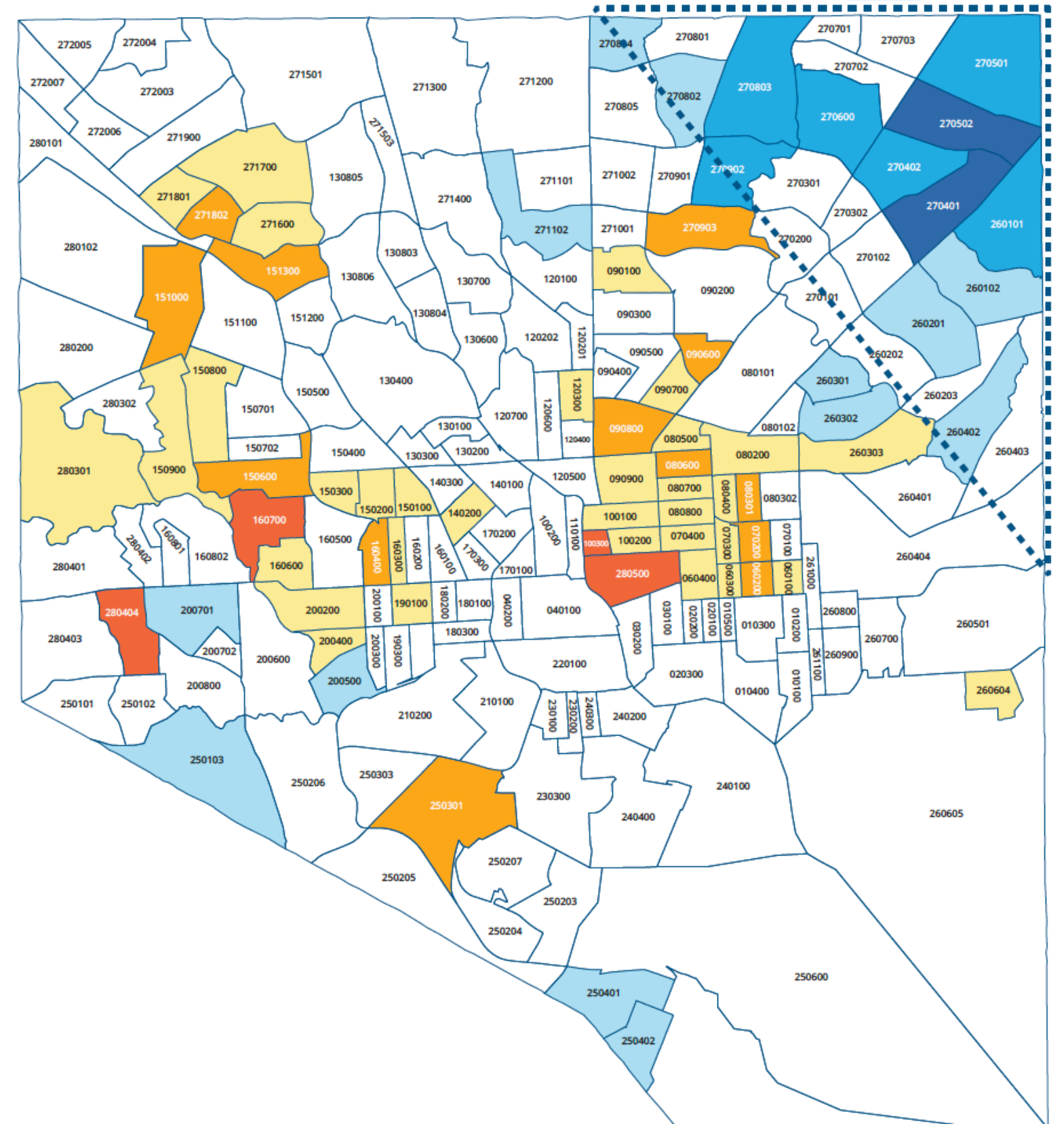
- **Permanent home for Vanguard Collegiate MS**
- **Renovation of existing building**
  - 591 students
  - One of only 3 stand-alone MS programs
  - To accommodate 300 additional Priority 1 MS choice seats, which are currently unplaced
- **IAC Planning Approval FY 2021**
- **Anticipated Schedule:**
  - Design 1/23 – 8/23
  - Construction 1/24 – 8/24
  - (Similar to Furley timeline, for vacating the Thurgood building)
- **Total Est. Cost = \$15M; FY22 CIP request = \$5M**
- **Need commitment to proceed**





# Northeast Triangle

- Black population gains/losses 2000-2017 (see map)
- The greatest black population growth has taken place in an area in Northeast Baltimore called the Northeast Triangle, to which many working-class and middle-class black families are moving
- This area is more racially integrated than most of the rest of Baltimore and represents a major—perhaps the major—reservoir of stable middle-class housing in the city.



Source: [April 2020 Abell Report](#)





# Enrollment Issues

- Enrollments projections proposed:
  - Support even sections in all grades to allow grade continuum through the school
  - No less than 3 sections to be able to sustain the school program
  - Accommodate special education programming, both individual school and City-wide program placements
  - Support the continued increase in enrollment in these areas of the city
  - Accommodate students living within each zone that currently attend out of zone schools
    - i.e., currently 428 Furley-zoned students are attending elsewhere and could return to their zoned school
  - Accommodate MS choice seat demand
  - Alleviate over-crowding





# Appeal/Concerns

- Appeal funding for major projects; none of the four major projects were recommended for funding
- Request further discussion of C and U status projects
  - Some of these projects had no issues indicated in the Issues letter
- Discuss how to come to terms with differences in square footages for academic programming and gross area baseline





# Accomplishments and Next Steps

- Completion of air conditioning plan with this CIP approval
- Successfully met district wide utilization targets
- 21<sup>st</sup> Century Buildings Program and High School Plan (under the Build to Learn Act)
- Request follow up discussions related to approving ed specs



# Comments or Questions

Dr. Lynette Washington, Chief Operating Officer

[LKwashingtonbcps.k12.md.us](mailto:LKwashingtonbcps.k12.md.us)

Annie Hsiao, Deputy Chief Operating Officer

[Ahsiao@bcps.k12.md.us](mailto:Ahsiao@bcps.k12.md.us)

Cynthia Smith, Director, Facilities Design & Construction

[CSmith03@bcps.k12.md.us](mailto:CSmith03@bcps.k12.md.us)

Baltimore City Public Schools

200 E. North Avenue



A grayscale photograph of four young students standing in a classroom. From left to right: a girl with dark hair, a boy with short dark hair, a girl with light-colored curly hair, and a girl with dark curly hair. They are all wearing light-colored polo shirts. The background shows a bulletin board with various papers and a desk with a chair.

# Background Documents



# FY2022 CIP Financial Implications

Capital Spending - **\$113** million

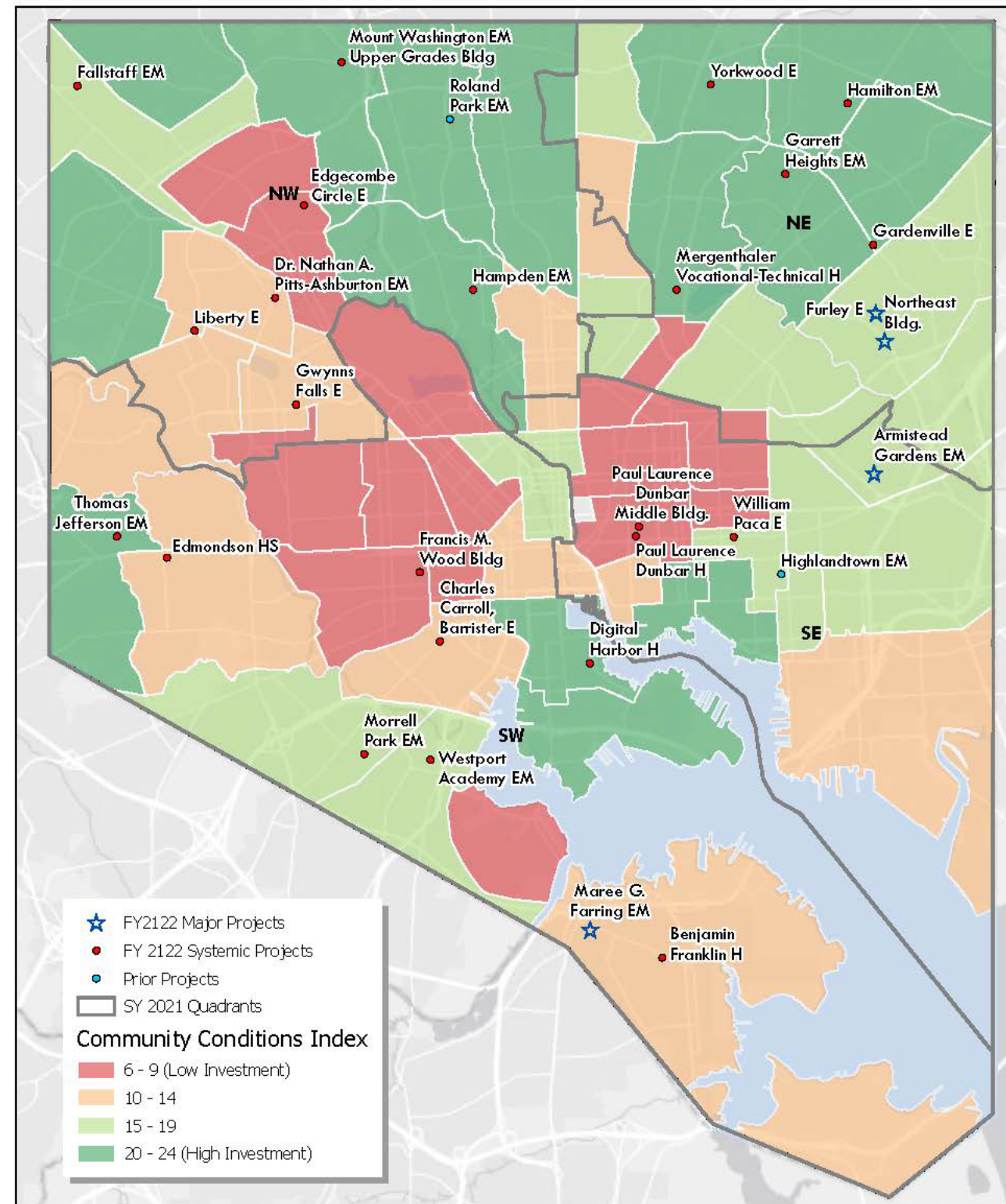
**State:** \$ 94,000,000

**City:** \$ 19,000,000

**Total** \$ 113,000,000



# FY2022 CIP Requests (Amended 11/30/20)



## CCI Scores

- 6-9 Low Investment (4 projects)
- 10-14 (7 projects)
- 15-19 (8 projects)
- 20-24 High Investment (10 projects)

## Quadrant

- Northwest (8 projects)
- Northeast (7 projects)
- Southwest (9 projects)
- Southeast (5 projects)

\* While we review CCI score and geographic location in identifying capital projects, most projects are based on emergent needs and life cycle



# Primary Facility Funding Sources

## Capital Improvement Program (CIP)

- Capital needs **>\$200K**,
- Building utilization **>60%**
- Average annual state allocation of “new” funds is **\$28M**
- **\$19M** local match funds

## Comprehensive Maintenance Plan (CMP)

- FY21 operating budget for FM&O is **\$33.7M**
- Supported by the general funds

## 21<sup>st</sup> Century Buildings Program

- Renovate or replace **26 to 28** buildings (153 buildings total in City Schools current portfolio)

Total Replacement  
~ **\$5 Billion\***

Capital Investment  
~**\$200 Million/Year\***

\*Estimate based on The 2016 State of our schools report (21st century school fund) recommends capital costs at 4% current replacement value. This is approximately \$5 Billion for the current portfolio



# City Schools' Air Conditioning Plan

**43 Non-AC Schools**  
*(as of March 2020, originally 75)*  
**\$100M Total Funding\*** through CIP requests

<b>SY1718 (Year 1)</b> <b>\$20M</b> <i>11 projects</i> (2) 21 <sup>st</sup> Century (9) HVAC projects complete	<b>SY1819 (Year 2)</b> <b>\$8M</b> <i>11 projects</i> (7) 21 <sup>st</sup> Century (3) AC projects complete (1) HVAC complete	<b>SY1920 (Year 3)</b> <b>\$31M</b> <i>20 projects</i> (5) 21 <sup>st</sup> Century (6) AC projects in construction (1) AC projects in design (7) AC projects complete (1) Rescinded
<b>SY2021 (Year 4)</b> <b>\$17M</b> <i>15 projects</i> (4) 21 <sup>st</sup> Century (2) CIP replacements (6) AC projects in design (2) AC projects in construction (1) AC project postponed	<b>SY2122 (Year 5)</b> <b>\$24M</b> <i>18 projects</i> (9) 21 <sup>st</sup> Century (1) AC project in design (5) AC projects in construction (3) AC projects not started	<i>*The \$100M total funding estimate for the AC plan does not include costs for AC provided through the 21st Century buildings, major CIP Projects, nor the maintenance and replacement costs for existing HVAC systems and auxiliary equipment in non-classroom spaces where VPU's installed. SEE APPENDIX FOR LIST OF PROJECTS</i>



*AC project complete at Northern High School*



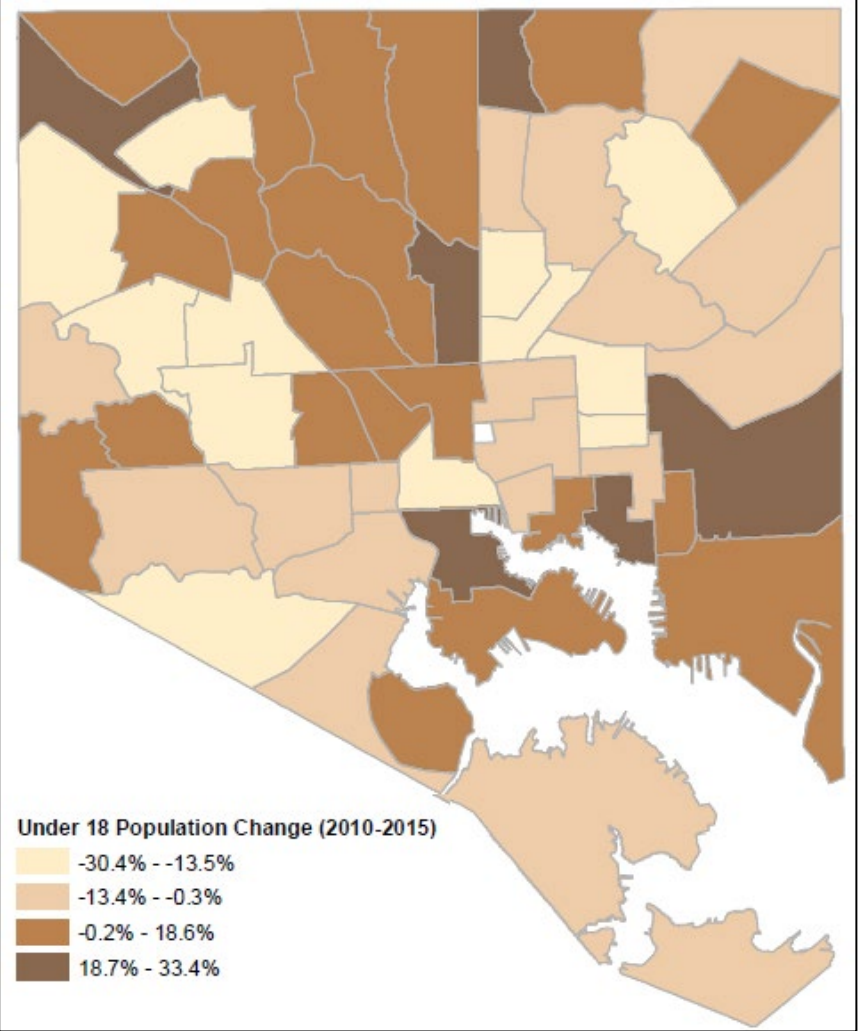
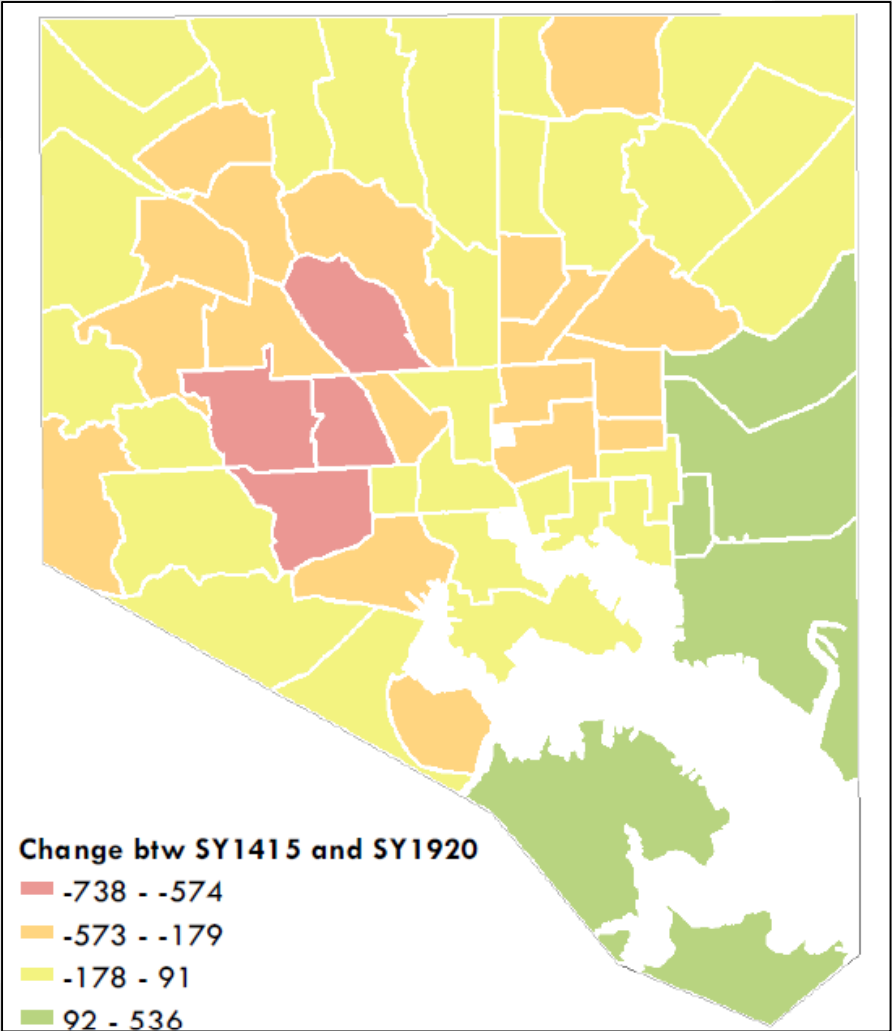
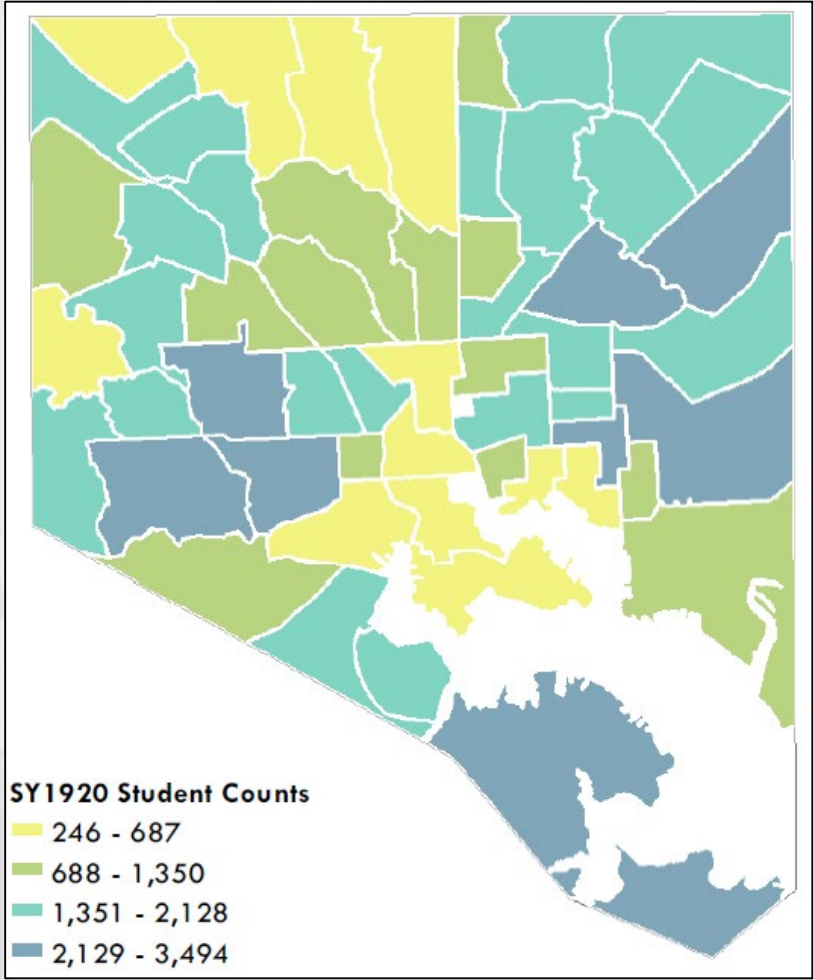
*Ravens provided a second donation towards funding for AC at Lakewood and Thomas Jefferson*



# Additional enrollment context – Furley and Northeast

- Current Student Counts-The northeast area is home to four of the highest student population CSA'S in the city.
- Enrollment Change- Northeast area of the city has either slightly decreased or remained constant in comparison to other areas

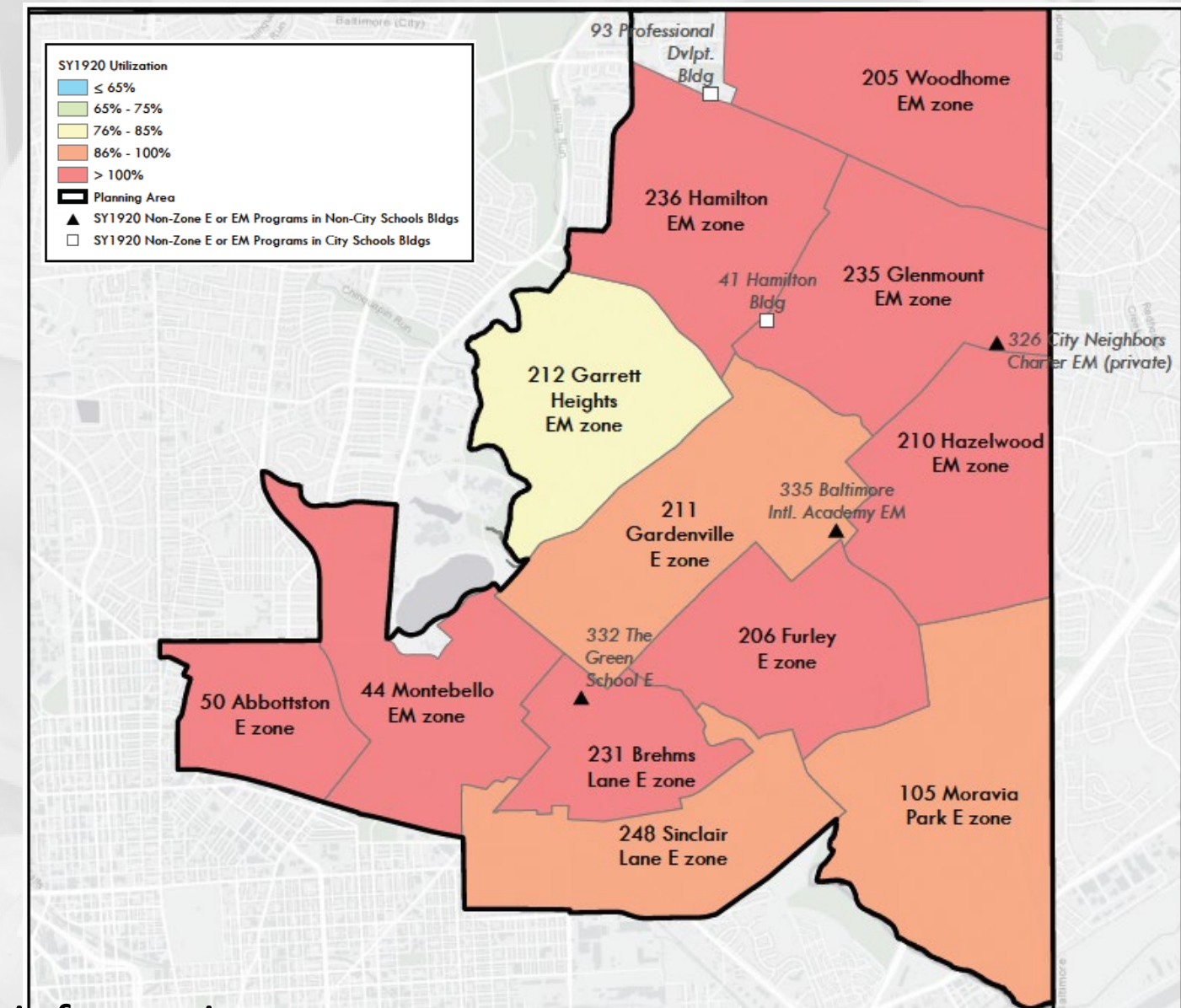
Total Under 18 Population has been holding steady in the northeast area of the city.





# Projected Utilization by Planning Area

- Utilization in the northeast planning area for all elementary zone schools is currently 107% and projected to be 96% in SY 2425 (note, enrollment projections are based on overall City School enrollment trends)
- Most zone schools in the northeast area are currently over-utilized and are expected to continue to be over-utilized even with additional seats from 21<sup>st</sup> Century Building Projects in the area coming online



Note: Please see Chapters 2, 3, and 4 of the 2020 CEFMP for more information.



# Community context

## Cedonia and Frankford CSA

- **Physical Barriers:**
  - Herring Run Park, Route 40, Erdman Avenue and Belair Road
- **Housing Developments:**
  - 58 acre Claremont Freedom (rentals complete); 28 homeownership lots incomplete
  - 22 Rental townhomes in Cedonia – in permitting process
- **Student Demographics:**

*Furley ES #206*

*Vanguard Collegiate MS #374*

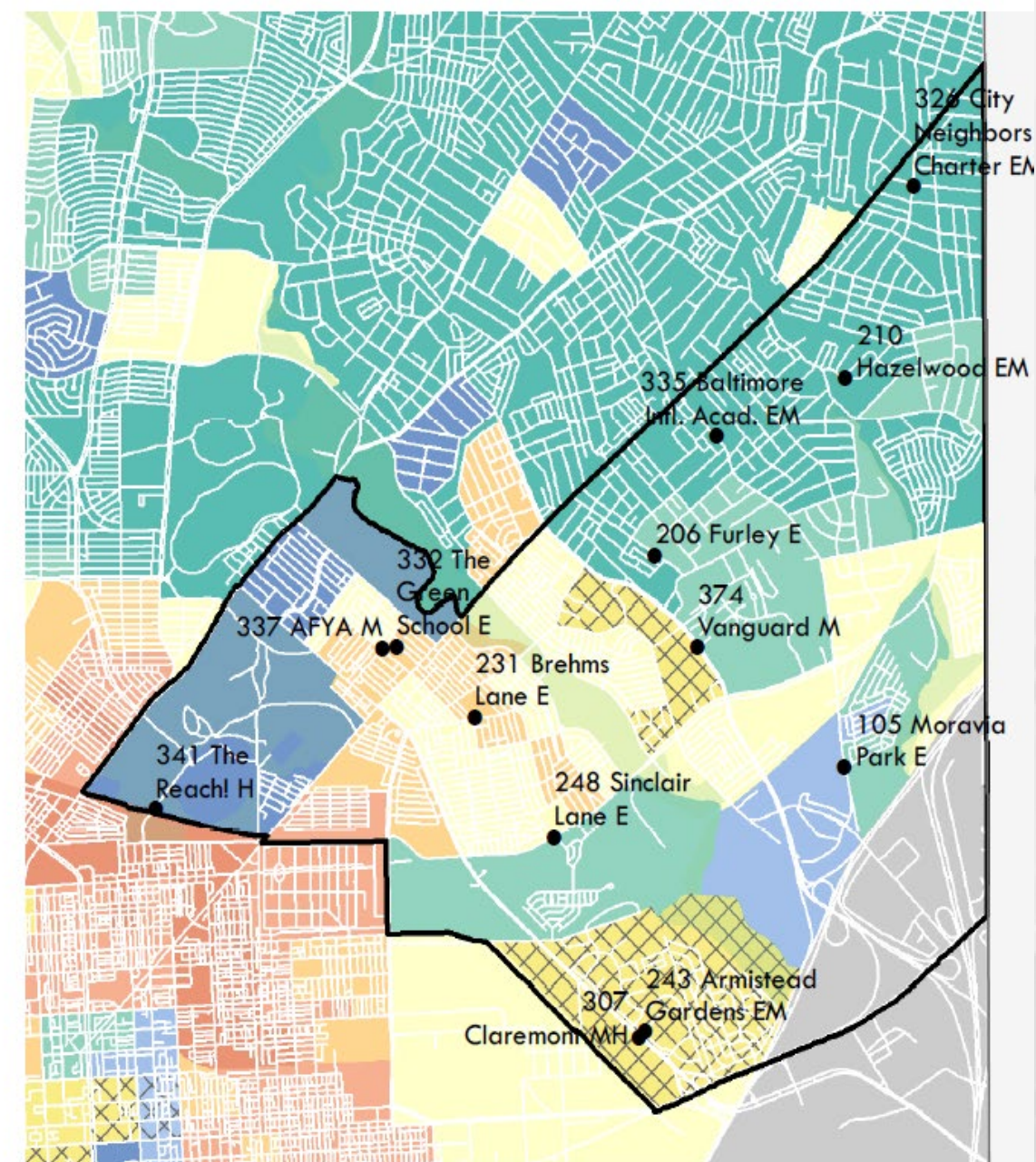
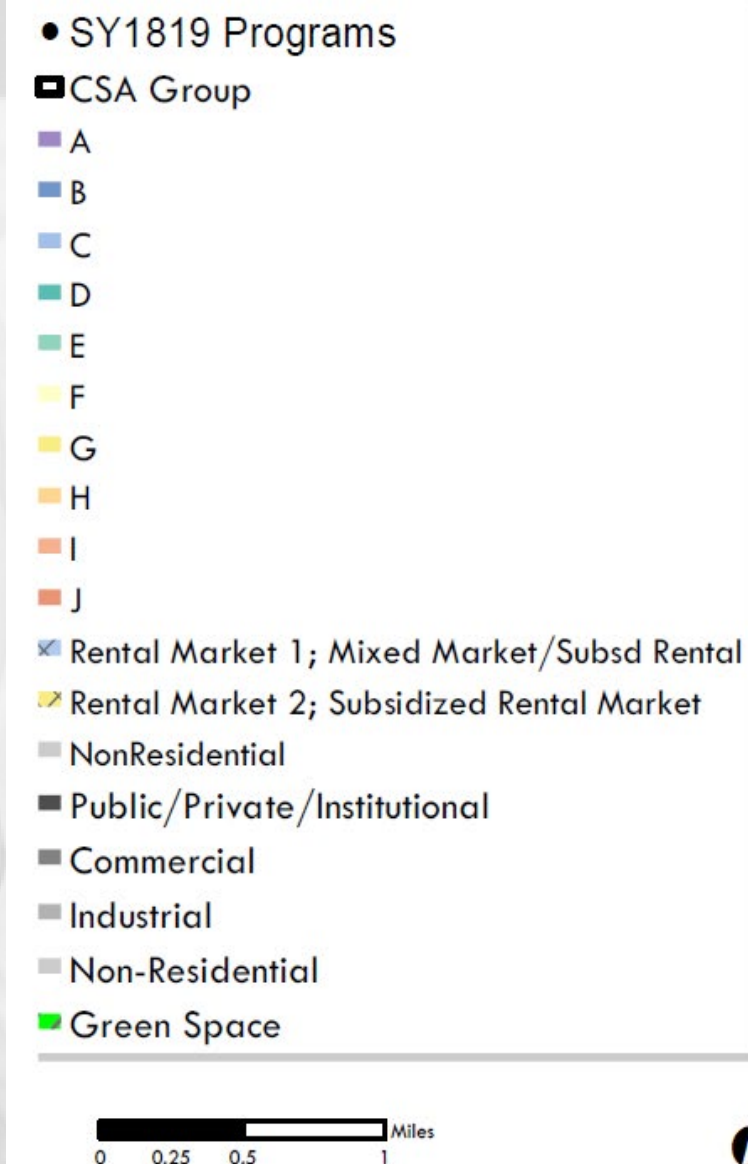
750 K-5 students live in the zone

378 (6-8 grade) students enrolled

495 PK-5 students enrolled

302 students (80%) live in NE quadrant

322 students (65%) live in zone
- **Other Demographics and Data:**
  - SY1819 Capture rate of K students - 98%
  - Very stable area (high homeownership & lower vacant/abandoned units)
  - Low family poverty
  - CCI range for NE Quad is mostly (20-24 high investment) and (15-19);
    - Northeast & Furley CCI is (15-19)





# Furley enrollment

- Fairly steady high enrollment, increase of 66 students in SY1920
- EL increase in SY1920; district trend that is expected to continue
  - Went from 24 to 60 Active/pending LEP's
- Proposed Design Capacity is **678**
- Evening out sections (currently 3 to 4 per grade)
- Special ed programming (3 Citywides)

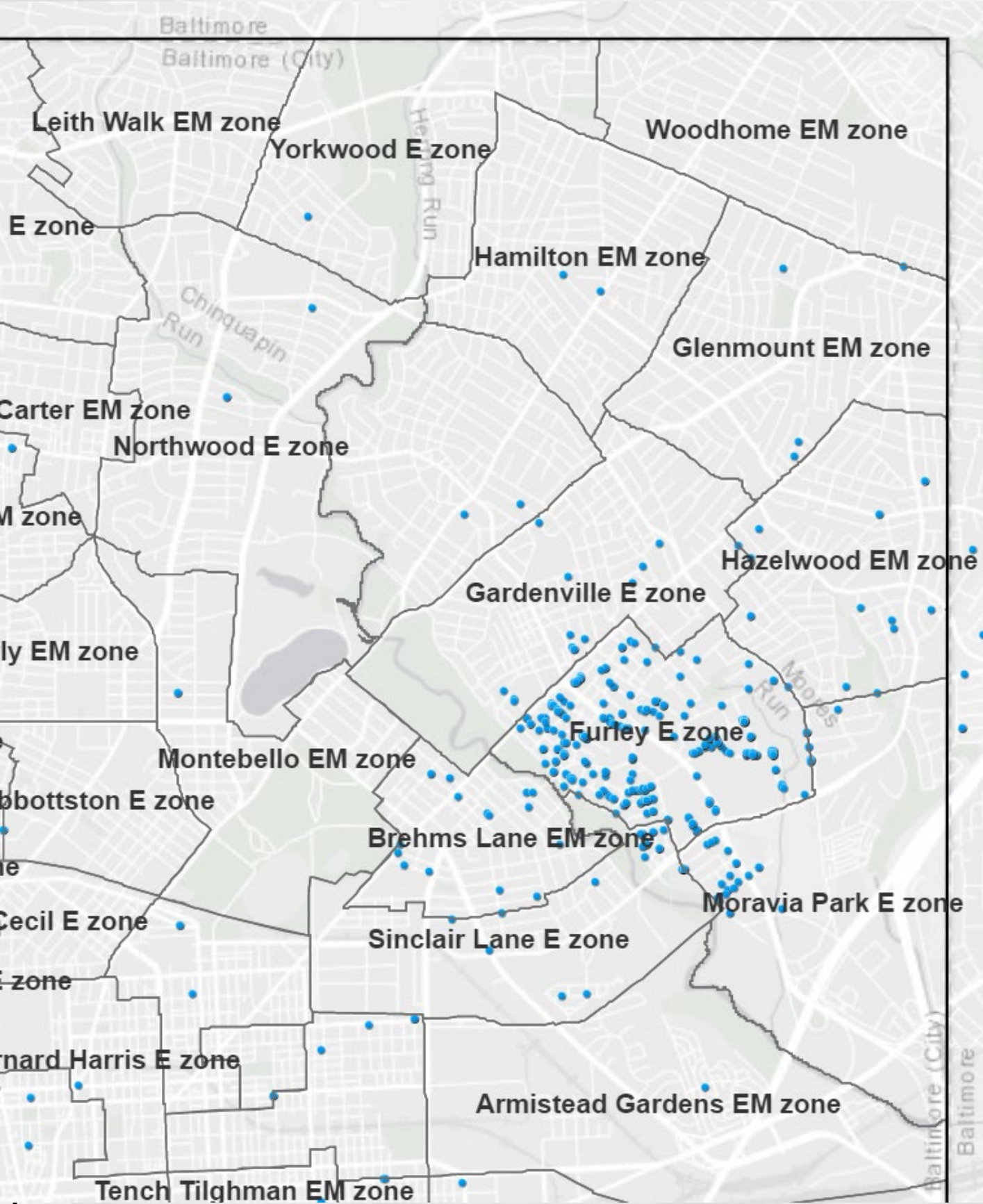
	SY1213	SY1314	SY1415	SY1516	SY1617	SY1718	SY1819	SY1920	SY2021
Enrollment	378	449	468	474	501	435	429	495	490
Inc. from prior year	-2%	16%	4%	1%	5%	-15%	-1%	13%	-1%
Utilization <i>Current SRC=491</i>	77%	91%	95%	97%	102%	89%	87%	101%	100%



# Furley in/out of zone

Program	Student Count	Percent	Utilization
Furley E zone	322	65.05%	
Sinclair Lane E zone	30	6.06%	92%
Moravia Park E zone	24	4.85%	103%
Belair-Edison EM zone	18	3.64%	137%
Gardenville E zone	16	3.23%	89%
Hazelwood EM zone	15	3.03%	107%

Zone	Student Count	Student Percent
Furley E	322	43.27%
Moravia Park E	69	9.21%
BIA East EM	48	6.41%
Belair-Edison EM (PK-6)	29	3.79%
Elmer A. Henderson EM	20	2.68%
Gardenville E	17	2.23%
Sinclair Lane E	11	1.48%
Patterson Park Public Charter EM	11	1.43%
Cecil E	10	1.36%
Montebello EM	10	1.30%





# Furley Potential portfolio impacts

- Furley is expected to maintain enrollment and likely continue growing in current location
- A new Furley could absorb neighboring portions of over-crowded zones (NE planning area E/EM schools @99%)
- Currently 428 Furley-zoned students attending elsewhere; anticipate some students would return to home school through “new school effect”

*Northeast Planning Area Schools*

Building Type	Bldg #	Building Name	Program #	Program Name	School Enrollment (if different)	Building Enrollment	State Rated Capacity	Utilization
Elementary	50	Abbottston Bldg	50	Abbottston E		409	377	108%
Elementary	105	Moravia Park E Lower Grades Bldg	105	Moravia Park E	763	429	457	94%
Elementary	206	Furley E	206	Furley E		495	491	101%
Elementary	211	Gardenville E	211	Gardenville E		295	304	97%
Elementary	216	Moravia Park E Upper Grades Bldg	105	Moravia Park E	763	334	283	118%
Elementary	231	Brehms Lane	231	Belair-Edison EM (PK-6)	831	703	529	133%
Elementary	248	Sinclair Lane E	248	Sinclair Lane E		339	367	92%
Elementary	332	The Green School E	332	The Green School E	161		NA	
E/M	44	Montebello EM	44	Montebello EM		553	525	105%
E/M	205	Woodhome EM	205	Woodhome EM		415	395	105%
E/M	210	Hazelwood EM	210	Hazelwood EM		477	473	101%
E/M	212	Garrett Heights EM	212	Garrett Heights EM		289	345	84%
E/M	235	Glenmount EM	235	Glenmount EM		697	676	103%
E/M	236	Hamilton EM	236	Hamilton EM		864	692	125%
E/M	326	City Neighbors Charter EM (private)	326	City Neighbors Charter EM	231		NA	
E/M	335	Baltimore Intl. Academy EM	335	BIA East EM	736		NA	
Middle	31	Coldstream Park EM	15	Stadium School M		415	572	73%
Middle	41	Hamilton Bldg	346	City Neighbors Hamilton EM	234	652	784	83%
Middle	41	Hamilton Bldg	376	City Neighbors H	418	652	784	83%
Middle	49	Northeast Middle	374	Vanguard M		378	770	49%
Middle	170	Thurgood Marshall Bldg		Swing				
Middle	337	AFYA Charter M	337	AFYA M	228		NA	
Middle/High	93	Professional Dvlpt. Bldg	375	Balt. Collegiate EM		297	1868	16%
Middle/High	93	Professional Dvlpt. Bldg	349	NACA II MH		297	1868	16%
High	410	Mergenthaler Vocational-Technical H	410	Mer-Vo H		1719	2139	80%
High	456	Lake Clifton Park Bldg	341	The Reach! H		587	831	71%
High	480	Baltimore City College H	480	City College H		1402	1467	96%

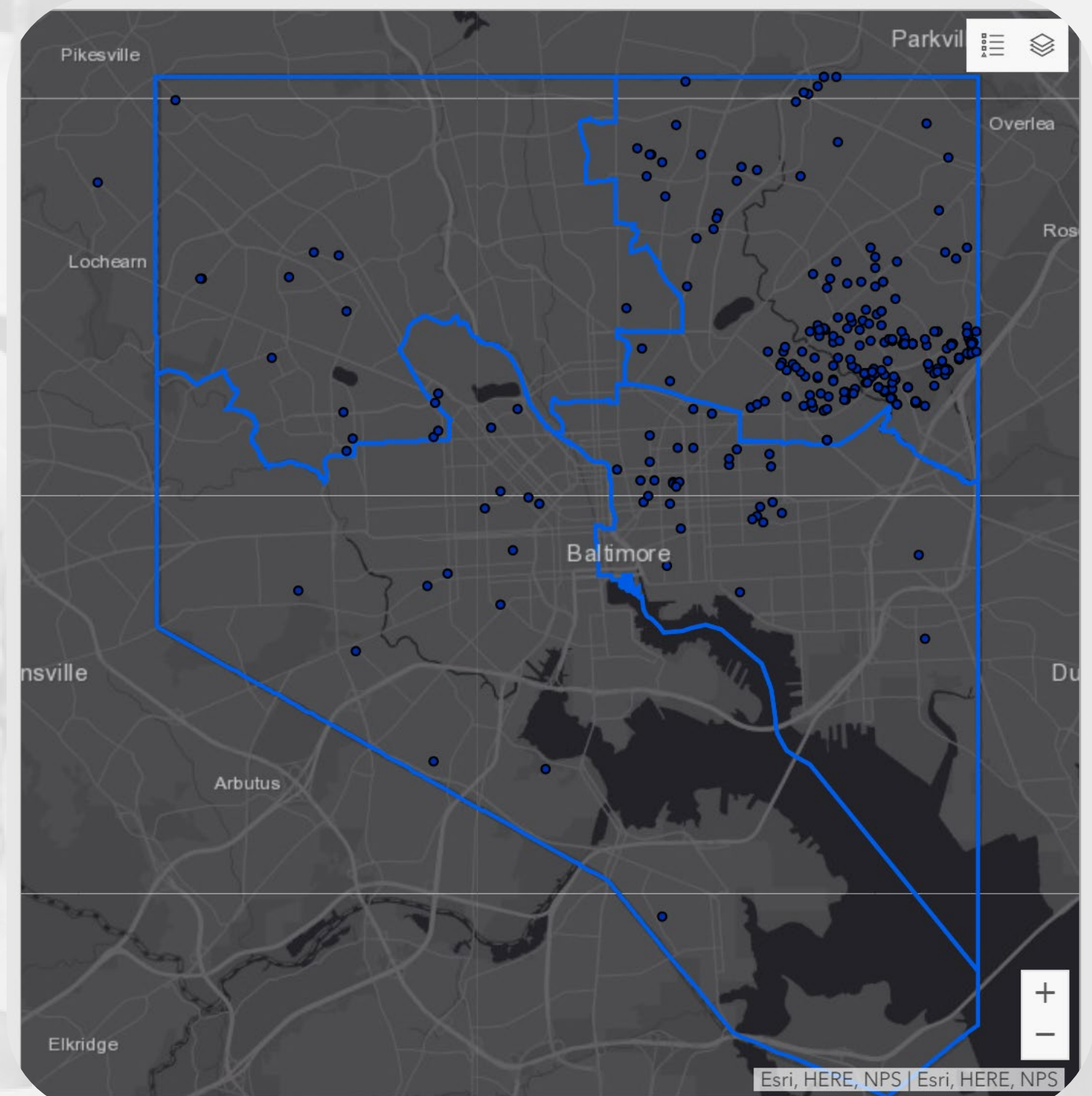
Red indicates a building not owned by City Schools, and therefore not counted as part of the utilization report



# Current Vanguard enrollment

- Current SRC of Northeast Bldg is 770
- Current Vanguard Enrollment is 373
- EL growth (65 to 76 – 17% increase)

Zones Hailing From	Count	Per.
Moravia Park E zone	101	27%
Furley E zone	90	24%
Sinclair Lane E zone	42	11%
Belair-Edison EM zone	24	6%
Gardenville E zone	17	4%
Northwood E zone	10	3%
Hazelwood EM zone	10	3%
Yorkwood E zone	8	2%
William Paca E zone	7	2%
Remainder (7 or less)	69	18%
TOTAL	378	

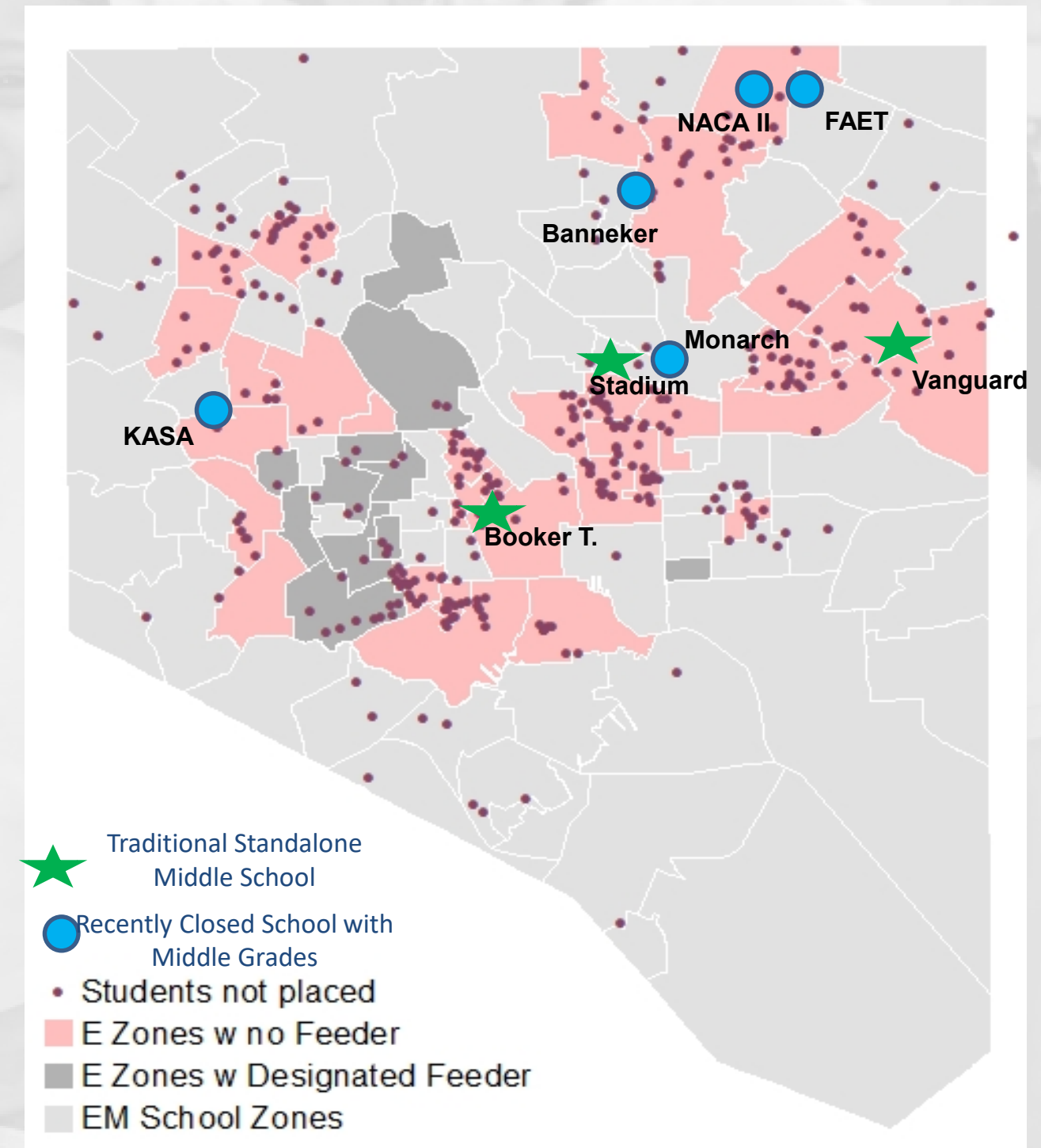




# Vanguard and NE Middle Seat Demand

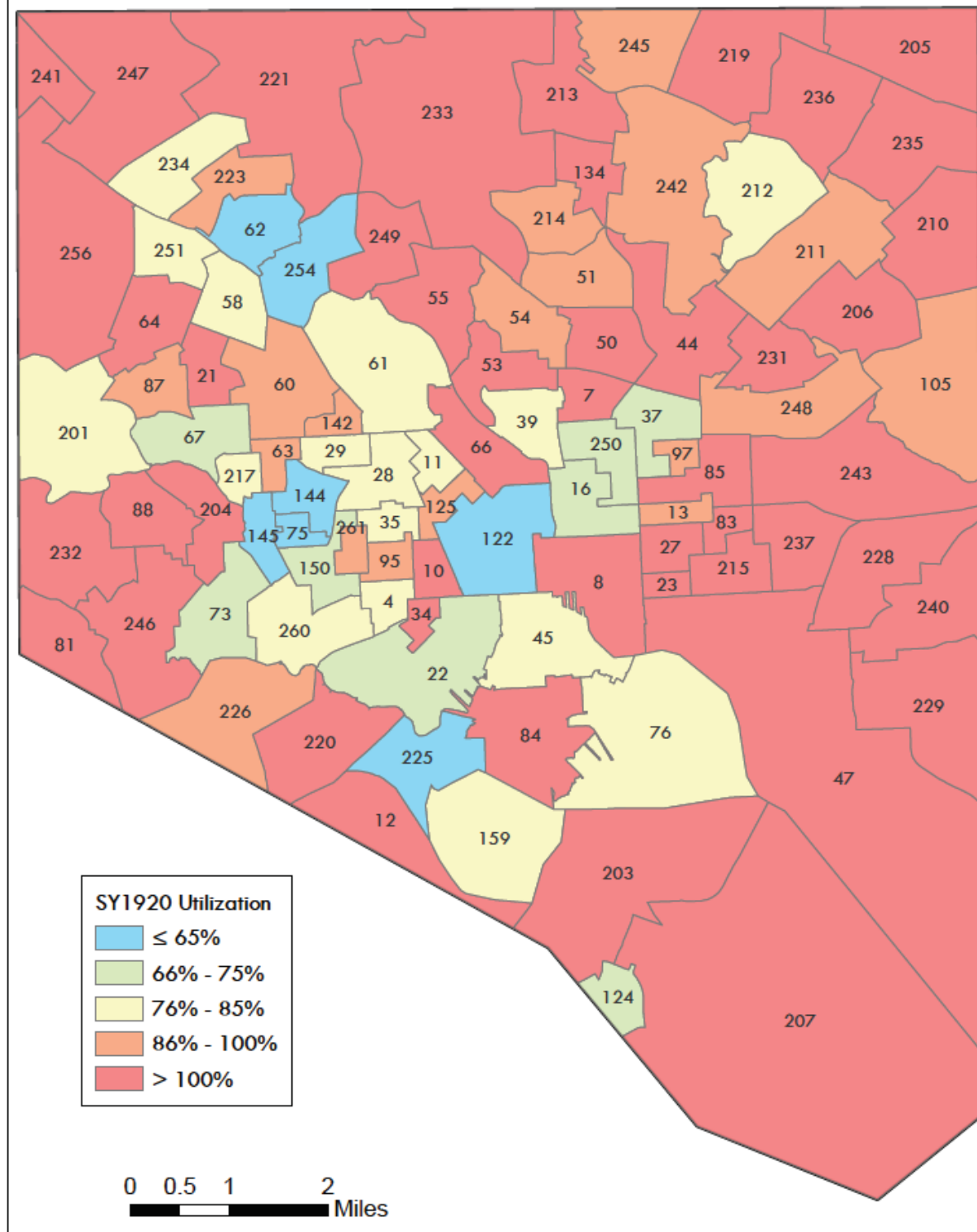
- Of 1600 Priority Group 1\*\* students who must participate in choice, over 1,000 are not placed after round 1 of choice and **390 (37%) are in the NE quadrant**
- Vanguard is one of only three traditional standalone middle schools in the district (23 in 2005)
- In the last three years City Schools closed 14 schools including M and MH programs

\*\*Priority group 1 includes students who attend elementary schools that do not have middle grades and do not feed into a specific school with middle grades. Students at the schools must participate in the Choice process





# Impact of Middle School Seat Shortage on surrounding NE zones



- Approximately half of all zone schools are over-utilized
- With middle school seat shortage and few standalone middle schools, in NE unplaced Priority 1 middle school students are **increasingly assigned to Elementary/Middle (EM) schools** and after the choice process during the transfer window in the summer
- **Nearly every EM in NE is above 100%** utilized and the only two that aren't currently (Garrett and Leithwalk) will become choice sites next year to accommodate shortage



# 21<sup>st</sup> Century Choice Growth Plans and the “New School Effect”

- 6<sup>th</sup> grade choice seats are determined by a number of factors including program capacity (or caps) identified by principals and school climate, **not necessarily current demand**, and can change year to year
- 10-year enrollment projections are based on current choice caps
- City Schools develops growth plans for any choice programs in 21<sup>st</sup> Century buildings (Reach!, Forest Park, ACCE) to increase choice caps
- **A quality middle grade program at Vanguard can accommodate an additional 300 choice seats in the Northeast building**

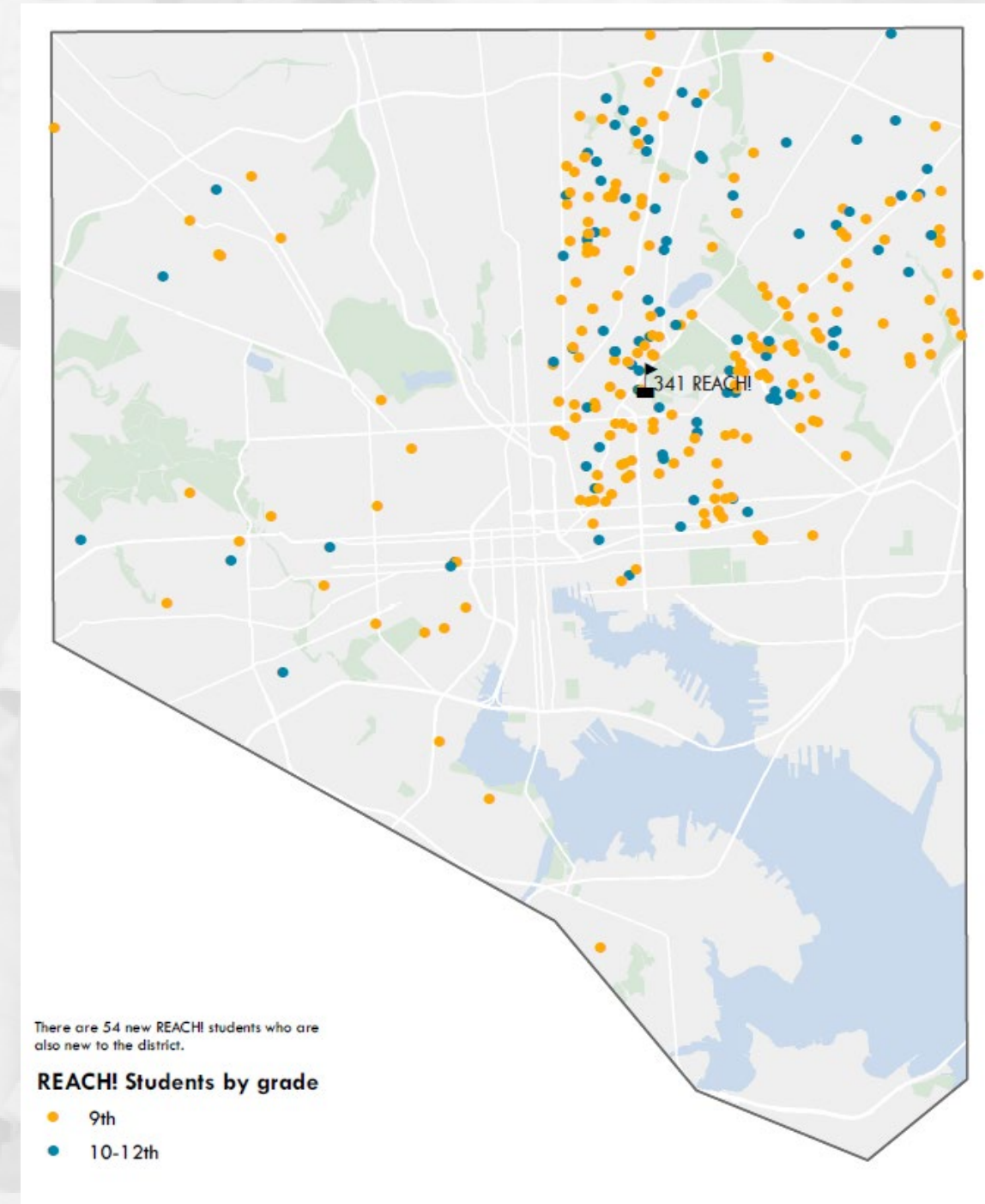
## REACH! New School Effect Example

- Surpassed growth plan goal
- Enrollment increased by 8%
  - +90 10-12<sup>th</sup> graders

BALTIMORE CITY  
PUBLIC SCHOOLS

IAC MEETING 12/10/2020

- 88 -





# Alignment with TCO and GAB - Furley

- Sizes of buildings must be able to accommodate specialized services. For example, Furley has multiple classrooms of citywide programs, different from LRE C students. As there is a continuum of LRE's, so too should there be a wider range of square footage allotted students based on their level of need. This is also an area of the City that has seen major growth in the English Learner population; additional space is required to help meet the needs of this population who need frequent pullout groups and additional staffing.

**City Schools is requesting a variance to go forth with a larger facility to accommodate the ed spec enrollment targets based on future Annual Review actions, in addition to proposed square footage increases.**



# Northeast Planning Area

- April 2020, Allan Mallach, renowned researcher for the Abell Foundation, conduct study in the Northeast Planning area
- Findings from the research included:
  - Northeast planning area has the greatest population growth for working-class and middle-class black families in Baltimore City.
  - Northeast area is more racially integrated than most of the rest of Baltimore
  - Northeast area represents a major reservoir of stable middle-class housing in the city.

*Note: Contextual data used to support City Schools' CIP recommendations*



# BALTIMORE CITY PUBLIC SCHOOLS

## BOARD OF SCHOOL COMMISSIONERS

Linda M. Chinnia, *Chair*

Johnette A. Richardson, *Vice-Chair*

Dr. Michelle Harris Bondima

Dr. Durrelle Brooks

Andrew “Andy” Frank

Dr. Martha James-Hassan

Ronald S. McFadden

Vernon A. Reid

Shantell L. Roberts

Kyree’ Sykes, *Student Commissioner*

Christian Gant, Esq., *Board Executive Officer*

## SENIOR MANAGEMENT TEAM

Dr. Sonja Brookins Santelises, *Chief Executive Officer*

Joshua I. Civil, *Chief Legal Officer*

John L. Davis, Jr., *Interim Chief Academic Officer*

John L. Davis, Jr., *Chief of Schools*

Christopher Doherty, *Chief Financial Officer*

Jeremy Grant-Skinner, *Chief Human Capital Officer*

Tina Hike-Hubbard, *Chief of Communications, Engagement,  
and Enrollment*

Theresa Jones, *Chief Achievement and Accountability Officer*

Alison Perkins-Cohen, *Chief of Staff*

Lynette Washington, *Chief Operating Officer*



### Item III. FY 2022 Capital Improvement Program 75% Preliminary Staff Recommendations

---

#### **Motion:**

To approve the Fiscal Year 2022 75% Capital Improvement Program Allocations and Planning Approvals for each school system and the Maryland School for the Blind as shown in the attached Summary of Project Requests and Recommendations. Authorizing the IAC staff to make adjustments to project allocations to avoid over and under funding of a project.

#### **Background Information:**

Education Article §5-304(b)(2), Annotated Code of Maryland states:

*On or before December 31 of each year, the Interagency Commission shall approve public school construction projects that comprise 75% of the preliminary school construction allocation, determined under § 8-113 of the State Finance and Procurement Article, for the following year.*

<b>Anticipated Preliminary Appropriation for School Construction</b>	
Public School Construction Program Preliminary General Obligation (GO) Bonds for the Capital Improvement Program (CIP)	\$280 million
Enrollment Growth and Relocatable Classrooms (EGRC) Supplemental Grant Program for the Capital Improvement Program	\$40 million
Aging Schools Program (ASP) – Individual LEA allocations are set in accordance with 5-206 (f)(2) Separate application process	\$6.109 million
Nonpublic Aging Schools Program (NASP) – Allocated separately from the CIP Process	\$3.5 million

#### **FY 2022 Capital Improvement Program Requests**

On October 7, 2020, the Interagency Commission on School Construction received 212 planning and funding requests for the FY 2022 Capital Improvement Program (CIP) from 23 LEAs and the Maryland School for the Blind totaling over \$710 million.

Over the course of the summer and during the month of October, IAC staff met with several LEAs to discuss upcoming projects, general issues related to procurement management, contracting, local board and government policies, maintenance and facility conditions.

The IAC generally considers requests for planning approval and funding approval throughout the CIP process. For this round, planning approval is only being recommended in December if the project is expected to receive the State share of eligible costs for a school construction project. Planning approval commits the State to fund a project in unspecified future years. Additional planning requests will be considered and recommended prior to the May 100% CIP approval.



IAC staff recommendations are based on an assessment of each LEA's eligible project requests, backlog of previously approved projects, and capacity to carry out approved projects. Each LEA's 10-year average allocation amount in conjunction with their total student enrollment has been used as a target for their overall allocation of new authorization, with variances as needed due to lower requests or higher needs. As in all previous years, the need to keep large projects moving required some counties to receive more than their annual average.

The IAC recommendations totals \$210 million, or 75% of the preliminary school construction allocation of \$280 million, as required by statute. These IAC staff recommendations are crafted to optimize the deployment of available State resources to enable the greatest possible amount of work to take place.

<b>FY 2022 Capital Improvement Program Staff Recommendations</b>				
<b>Project Type</b>	<b># of Planning Requests Recommended</b>	<b># of Funding Requests Recommended</b>	<b>Total # of Requests Recommended</b>	<b>Preliminary Recommendations 75% of \$280 M 12/12/2019</b>
Major Construction	3	26	29	\$146,468,187
Systemic Renovations	0	38	38	\$63,531,813
<b>Total</b>	<b>3</b>	<b>64</b>	<b>67</b>	<b>\$210,000,000</b>

**Note:** Projects shown with a status of "U" have outstanding IAC staff issues that are expected to be resolved by March 5th, 2021. Funding may be shown within the "Total IAC Staff Projected Funding Recommendations" columns for projects with this status and is contingent upon resolution of the issues.

#### **Next Steps:**

Additional recommendations to reach 90% of the total construction allocation will be presented to the IAC for approval before March 1, 2021, as reflected in the projected columns of this modeling spreadsheet. Additional revisions may be made before the March recommendation based upon new information received from the LEAs. Some may require revisions to the December approval, which will be presented to the IAC at that time. Final recommendations for the FY 2022 CIP will be completed in mid-April for IAC review, with approval of final allocations to be made by May 2021.



LEA	Target Allocation	Total FY 2022 Requests	Total IAC Staff Projected FY 2022 New Authorizations	FY 2022 New Authorization greater than 10-Year Average	Count Planning Requests Recommended for Approval	Count Funding Requests Recommended for Approval	Preliminary Total IAC Staff Recommended Allocations from all Sources	75% IAC Staff Recommendations New Authorization 12/10/20	90% Projected IAC Staff Recommendations New Authorization 3/1/21	100% Projected IAC Staff Recommendations New Authorization 5/3/21	IAC Staff Recommendations FY 2022 EGRC 5/3/21
A	B	C	D	E	F	G	H	I	J	K	L
Allegany	4,420,000	\$ 2,336,000	\$ 2,335,000	\$ -	0	2	\$ 2,335,000	\$ 1,751,610	\$ 350,250	\$ 233,140	\$ -
Anne Arundel	23,200,000	\$ 65,134,520	\$ 23,831,955	\$ 631,955	0	2	\$ 30,805,955	\$ 18,002,072	\$ 3,129,635	\$ 2,700,248	\$ 6,974,000
Baltimore	31,500,000	\$ 170,818,530	\$ 32,761,605	\$ 1,261,605	1	2	\$ 32,761,605	\$ 27,039,868	\$ 3,437,684	\$ 2,284,053	\$ -
Calvert	5,080,000	\$ 15,957,500	\$ 9,498,500	\$ 4,418,500	0	1	\$ 9,498,500	\$ 9,123,750	\$ 224,850	\$ 149,900	\$ -
Caroline	3,240,000	\$ 6,366,039	\$ 4,592,039	\$ 1,352,039	0	1	\$ 4,592,039	\$ 2,430,000	\$ 486,000	\$ 1,676,039	\$ -
Carroll	6,350,000	\$ 30,087,106	\$ 10,500,000	\$ 4,150,000	0	1	\$ 10,500,000	\$ 6,350,000	\$ 3,112,500	\$ 1,037,500	\$ -
Cecil	4,640,000	\$ 6,237,270	\$ 4,857,270	\$ 217,270	0	2	\$ 4,857,270	\$ 3,642,760	\$ 886,210	\$ 328,300	\$ -
Charles	9,840,000	\$ 61,634,360	\$ 9,882,360	\$ 42,360	0	3	\$ 9,882,360	\$ 7,827,056	\$ 1,372,652	\$ 682,652	\$ -
Dorchester	3,200,000	\$ 3,311,000	\$ 3,311,000	\$ 111,000	0	2	\$ 3,311,000	\$ 2,562,750	\$ 295,550	\$ 452,700	\$ -
Frederick	15,500,000	\$ 23,525,216	\$ 15,500,000	\$ -	0	5	\$ 19,073,000	\$ 11,825,000	\$ 2,325,000	\$ 1,350,000	\$ 3,573,000
Garrett	1,450,000	\$ 1,850,000	\$ 1,850,000	\$ 400,000	0	0	\$ 1,850,000	\$ -	\$ -	\$ 1,850,000	\$ -
Harford	11,600,000	\$ 15,055,426	\$ 12,677,426	\$ 1,077,426	0	1	\$ 12,677,426	\$ 9,508,013	\$ 1,901,713	\$ 1,267,700	\$ -
Howard	15,800,000	\$ 40,250,137	\$ 15,800,000	\$ -	0	2	\$ 20,652,000	\$ 12,050,000	\$ 2,250,000	\$ 1,500,000	\$ 4,852,000
Kent	1,540,000	\$ -	\$ -	\$ -	0	0	\$ -	\$ -	\$ -	\$ -	\$ -
Montgomery	32,370,000	\$ 76,050,762	\$ 30,739,000	\$ -	2	9	\$ 44,299,000	\$ 24,311,262	\$ 4,529,838	\$ 1,897,900	\$ 13,560,000
Prince George's	37,000,000	\$ 46,032,002	\$ 28,080,184	\$ -	0	1	\$ 34,322,002	\$ 24,454,757	\$ 2,013,477	\$ 1,611,950	\$ 6,241,818
Queen Anne's	2,230,000	\$ 2,150,927	\$ 2,150,927	\$ -	0	2	\$ 2,150,927	\$ 2,150,927	\$ -	\$ -	\$ -
St. Mary's	5,110,000	\$ 5,489,000	\$ 5,489,000	\$ 379,000	1	1	\$ 5,489,000	\$ 4,116,750	\$ 823,350	\$ 548,900	\$ -
Somerset	3,710,000	\$ 405,000	\$ 405,000	\$ -	0	1	\$ 405,000	\$ 405,000	\$ -	\$ -	\$ -
Talbot	2,300,000	\$ 1,208,000	\$ 1,208,000	\$ -	0	1	\$ 1,208,000	\$ 906,000	\$ 181,200	\$ 120,800	\$ -
Washington	8,390,000	\$ 10,704,632	\$ 8,603,632	\$ 213,632	0	6	\$ 8,603,632	\$ 6,540,724	\$ 1,237,744	\$ 825,164	\$ -
Wicomico	8,350,000	\$ 13,865,559	\$ 10,865,559	\$ 2,515,559	0	1	\$ 10,865,559	\$ 4,924,908	\$ 2,638,567	\$ 3,302,084	\$ -
Worcester	2,010,000	\$ 4,814,000	\$ 4,814,000	\$ 2,804,000	0	1	\$ 4,814,000	\$ 3,610,500	\$ 1,203,500	\$ -	\$ -
Baltimore City	30,700,000	\$ 105,534,000	\$ 33,125,000	\$ 2,425,000	0	7	\$ 33,125,000	\$ 24,843,750	\$ 4,968,750	\$ 3,312,500	\$ -
MD School for the Blind	4,970,000	\$ 1,622,543	\$ 1,622,543	\$ -	0	1	\$ 1,622,543	\$ 1,622,543	\$ -	\$ -	\$ -
LEA Totals	274,500,000	710,439,529	274,500,000	21,999,346	4	55	\$ 309,700,818	\$ 210,000,000	\$ 37,368,470	\$ 27,131,530	\$35,200,818
								\$274,500,000			\$35,200,818
Statewide Contingency	5,000,000		\$ 5,000,000				\$ 5,000,000		\$ 4,631,530	\$ 368,470	
Reserved Appropriation											
Reserved for DGS Design	500,000		\$ 500,000				\$ 500,000			\$ 500,000	
Review Fees											
Totals	\$ 280,000,000	\$ 710,439,529	\$ 280,000,000	\$ 21,999,346	4	55	\$ 315,200,818	\$ 210,000,000	\$ 42,000,000	\$ 28,000,000	\$ 35,200,818
							\$ 315,200,818	\$280,000,000			\$35,200,818
<b>Note:</b> (1) The overall funding amounts for each of the funding sources may change depending on CIP issues being resolved, the amount of the governor's final capital budget appropriation, available prior year appropriations and the actual Enrollment Growth & Relocatable Classrooms. (2) The green highlight indicates that the LEAs FY 2022 CIP project funding requests are less than their target allocations.											



Approval Status:  
A: Designees recommendation for approval of planning or funding pending approval by the IAC  
B: Deferred due to fiscal constraints, but eligible for local planning or construction funding  
C: Deferred, and not currently eligible for planning or funding approval based on unresolved issues  
D: Denied, and not eligible for planning or funding approval  
U: Project has outstanding IAC staff issues that are expected to be resolved by March 5th, 2021.

LEA	Priority	NAME	Funding Status	Request Type	Anticipated Bid Date	Total Estimated Project Cost	FY 2022 Request	Net State Funding	Prior Year Funding	IAC Staff Recommendation 12/10/20 New Authorization	IAC Staff Projected Funding Recommendation 3/1/21 New Authorization	IAC Staff Projected Funding Recommendation 5/3/21 New Authorization	Total IAC Staff Projected Recommended New Authorization	IAC Staff Projected Recommended EGRC 22 5/3/21	Preliminary Total IAC Staff Funding Recommendations 5/3/21
A	B	C	D	E	F	G	H	I	J	K	L	M	N	Q	R
Allegany	1	Fort Hill High SR - Boilers PSC #01.011	A	F	11/01/21	\$ 2,238,600	\$ 1,898,000	\$ 1,897,000	\$ -	\$ 1,423,110	\$ 284,550	\$ 189,340	\$ 1,897,000	\$ -	\$ 1,897,000
Allegany	2	Center for Career and Technical Education SR - Roof - Phase II PSC #01.027	A	F	11/01/21	\$ 516,600	\$ 438,000	\$ 438,000	\$ -	\$ 328,500	\$ 65,700	\$ 43,800	\$ 438,000	\$ -	\$ 438,000
Allegany Total		Allegany Total				\$ 2,755,200	\$ 2,336,000	\$ 2,335,000	\$ -	\$ 1,751,610	\$ 350,250	\$ 233,140	\$ 2,335,000	\$ -	\$ 2,335,000
Anne Arundel	1	Crofton Area High C - New PSC #02.135	A	F	07/25/17	\$ 136,445,000	\$ 18,953,520	\$ 49,746,122	\$ 30,792,602	\$ 14,215,480	\$ 2,843,000	\$ 1,895,040	\$ 18,953,520	\$ -	\$ 18,953,520
Anne Arundel	2	North County High SR - HVAC/Fire Safety PSC #02.054	A	F	02/01/20	\$ 36,791,000	\$ 13,498,000	\$ 13,498,000	\$ -	\$ 3,786,592	\$ 286,635	\$ 805,208	\$ 4,878,435	\$ 6,974,000	\$ 11,852,435
Anne Arundel	3	North County High SR - TIMS PSC #02.054	B	F	02/01/20	\$ 175,000	\$ 62,000	\$ -	\$ -	\$ -	\$ -	\$ -	\$ -	\$ -	\$ -
Anne Arundel	4	Van Bokkelen Elementary K - K Addition PSC #02.004	B	F	07/01/20	\$ 4,085,000	\$ 1,281,000	\$ -	\$ -	\$ -	\$ -	\$ -	\$ -	\$ -	\$ -
Anne Arundel	5	Sunset Elementary K - K Addition PSC #02.108	B	F	03/01/21	\$ 4,108,000	\$ 1,312,000	\$ -	\$ -	\$ -	\$ -	\$ -	\$ -	\$ -	\$ -
Anne Arundel	6	Quaterfield Elementary C - Replacement PSC #02.078	B	F	02/01/21	\$ 45,080,000	\$ 5,657,000	\$ -	\$ -	\$ -	\$ -	\$ -	\$ -	\$ -	\$ -
Anne Arundel	7	Hillsmere Elementary C - Replacement PSC #02.084	B	LP	02/01/21	\$ -	\$ -	\$ -	\$ -	\$ -	\$ -	\$ -	\$ -	\$ -	\$ -
Anne Arundel	8	Hillsmere Elementary C - Replacement PSC #02.084	B	F	02/01/21	\$ 37,965,000	\$ 3,873,000	\$ -	\$ -	\$ -	\$ -	\$ -	\$ -	\$ -	\$ -
Anne Arundel	9	Rippling Woods Elementary C - Replacement PSC #02.003	B	LP	02/01/21	\$ -	\$ -	\$ -	\$ -	\$ -	\$ -	\$ -	\$ -	\$ -	\$ -
Anne Arundel	10	Rippling Woods Elementary C - Replacement PSC #02.003	C	F	02/01/21	\$ 53,954,000	\$ 6,844,000	\$ -	\$ -	\$ -	\$ -	\$ -	\$ -	\$ -	\$ -



LEA	Priority	NAME	Funding Status	Request Type	Anticipated Bid Date	Total Estimated Project Cost	FY 2022 Request	Net State Funding	Prior Year Funding	IAC Staff Recommendation 12/10/20 New Authorization	IAC Staff Projected Funding Recommendation 3/1/21 New Authorization	IAC Staff Projected Funding Recommendation 5/3/21 New Authorization	Total IAC Staff Projected Recommended New Authorization	IAC Staff Projected Recommended EGRC 22 5/3/21	Preliminary Total IAC Staff Funding Recommendations 5/3/21
Anne Arundel	11	Old Mill West High C - New PSC #02.	B	LP	04/01/21	\$ -	\$ -	\$ -	\$ -	\$ -	\$ -	\$ -	\$ -	\$ -	\$ -
Anne Arundel	12	Old Mill West High C - New PSC #02.	B	F	04/01/21	\$ 161,796,000	\$ 10,483,000	\$ -	\$ -	\$ -	\$ -	\$ -	\$ -	\$ -	\$ -
Anne Arundel	13	West County Elementary C - New PSC #02.	C	LP	04/01/22	\$ 43,977,000	\$ -	\$ -	\$ -	\$ -	\$ -	\$ -	\$ -	\$ -	\$ -
Anne Arundel	14	Old Mill Middle South C - Replacement PSC #02.133	C	LP	04/01/22	\$ 85,766,000	\$ -	\$ -	\$ -	\$ -	\$ -	\$ -	\$ -	\$ -	\$ -
Anne Arundel	15	Brock Bridge Elementary K - K Addition PSC #02.093	B	LP	05/01/21	\$ -	\$ -	\$ -	\$ -	\$ -	\$ -	\$ -	\$ -	\$ -	\$ -
Anne Arundel	16	Brock Bridge Elementary K - K Addition PSC #02.093	B	F	05/01/21	\$ 5,910,000	\$ 1,965,000	\$ -	\$ -	\$ -	\$ -	\$ -	\$ -	\$ -	\$ -
Anne Arundel	17	Meade Heights Elementary K - K Addition PSC #02.066	B	LP	05/01/21	\$ -	\$ -	\$ -	\$ -	\$ -	\$ -	\$ -	\$ -	\$ -	\$ -
Anne Arundel	18	Meade Heights Elementary K - K Addition PSC #02.066	B	F	05/01/21	\$ 4,346,000	\$ 1,206,000	\$ -	\$ -	\$ -	\$ -	\$ -	\$ -	\$ -	\$ -
Anne Arundel Total		Anne Arundel Total				\$ 620,398,000	\$ 65,134,520	\$ 63,244,122	\$ 30,792,602	\$ 18,002,072	\$ 3,129,635	\$ 2,700,248	\$ 23,831,955	\$ 6,974,000	\$ 30,805,955
Baltimore	1	Northeast Area Elementary @ Ridge Road C - New PSC #03.220	A	F	05/01/21	\$ 53,150,000	\$ 17,840,530	\$ 19,095,000	\$ 1,254,470	\$ 13,380,398	\$ 2,676,079	\$ 1,784,053	\$ 17,840,530	\$ -	\$ 17,840,530
Baltimore	2	Red House Run Elementary C - Replacement PSC #03.109	A	LP	07/01/21	\$ -	\$ -	\$ -	\$ -	\$ -	\$ -	\$ -	\$ -	\$ -	\$ -
Baltimore	3	Red House Run Elementary C - Replacement PSC #03.109	A	F	07/01/21	\$ 50,570,000	\$ 17,906,000	\$ 20,274,000	\$ -	\$ 13,659,470	\$ 761,605	\$ 500,000	\$ 14,921,075	\$ -	\$ 14,921,075
Baltimore	4	Bedford Elementary C - Replacement PSC #03.089	B	F	07/01/20	\$ 50,350,000	\$ 19,953,000	\$ -	\$ -	\$ -	\$ -	\$ -	\$ -	\$ -	\$ -
Baltimore	5	Summit Park Elementary C - Replacement PSC #03.093	B	LP	07/01/21	\$ -	\$ -	\$ -	\$ -	\$ -	\$ -	\$ -	\$ -	\$ -	\$ -
Baltimore	6	Summit Park Elementary C - Replacement PSC #03.093	B	F	07/01/21	\$ 103,450,000	\$ 19,711,000	\$ -	\$ -	\$ -	\$ -	\$ -	\$ -	\$ -	\$ -
Baltimore	7	Northeast Area Middle C - New PSC #03.	B	LP	07/01/21	\$ -	\$ -	\$ -	\$ -	\$ -	\$ -	\$ -	\$ -	\$ -	\$ -



LEA	Priority	NAME	Funding Status	Request Type	Anticipated Bid Date	Total Estimated Project Cost	FY 2022 Request	Net State Funding	Prior Year Funding	IAC Staff Recommendation 12/10/20 New Authorization	IAC Staff Projected Funding Recommendation 3/1/21 New Authorization	IAC Staff Projected Funding Recommendation 5/3/21 New Authorization	Total IAC Staff Projected Recommended New Authorization	IAC Staff Projected Recommended EGRC 22 5/3/21	Preliminary Total IAC Staff Funding Recommendations 5/3/21
Baltimore	8	Northeast Area Middle C - New PSC #03.	B	F	07/01/21	\$ 103,450,000	\$ 14,425,000	\$ -	\$ -	\$ -	\$ -	\$ -	\$ -	\$ -	\$ -
Baltimore	9	Pine Grove Middle C - Renovation/Addition PSC #03.001	B	LP	07/01/21	\$ -	\$ -	\$ -	\$ -	\$ -	\$ -	\$ -	\$ -	\$ -	\$ -
Baltimore	10	Pine Grove Middle C - Renovation/Addition PSC #03.001	B	F	07/01/21	\$ 36,850,000	\$ 15,009,500	\$ -	\$ -	\$ -	\$ -	\$ -	\$ -	\$ -	\$ -
Baltimore	11	Deer Park Elementary C - Replacement PSC #03.170	B	LP	02/01/22	\$ -	\$ -	\$ -	\$ -	\$ -	\$ -	\$ -	\$ -	\$ -	\$ -
Baltimore	12	Deer Park Elementary C - Replacement PSC #03.170	B	F	02/01/22	\$ 46,850,000	\$ 20,148,000	\$ -	\$ -	\$ -	\$ -	\$ -	\$ -	\$ -	\$ -
Baltimore	13	Scotts Branch Elementary C - Renovation/Addition PSC #03.025	B	LP	02/01/22	\$ -	\$ -	\$ -	\$ -	\$ -	\$ -	\$ -	\$ -	\$ -	\$ -
Baltimore	14	Scotts Branch Elementary C - Renovation/Addition PSC #03.025	B	F	02/01/22	\$ 36,075,000	\$ 16,302,000	\$ -	\$ -	\$ -	\$ -	\$ -	\$ -	\$ -	\$ -
Baltimore	15	Lansdowne High C - Replacement PSC #03.149	B	LP	07/01/22	\$ -	\$ -	\$ -	\$ -	\$ -	\$ -	\$ -	\$ -	\$ -	\$ -
Baltimore	16	Lansdowne High C - Replacement PSC #03.149	C	F	07/01/22	\$ 151,150,000	\$ -	\$ -	\$ -	\$ -	\$ -	\$ -	\$ -	\$ -	\$ -
Baltimore	17	Dulaney High C - Replacement PSC #03.133	C	LP	07/24/24	\$ 163,005,000	\$ -	\$ -	\$ -	\$ -	\$ -	\$ -	\$ -	\$ -	\$ -
Baltimore	18	Towson High C - Replacement PSC #03.114	C	LP	07/01/26	\$ 148,560,000	\$ -	\$ -	\$ -	\$ -	\$ -	\$ -	\$ -	\$ -	\$ -
Baltimore	19	Rosedale Center SR - Roof PSC #03.015	B	F	08/01/21	\$ 1,947,000	\$ 980,000	\$ -	\$ -	\$ -	\$ -	\$ -	\$ -	\$ -	\$ -
Baltimore	20	Parkville High SR - Roof PSC #03.121	B	F	08/01/21	\$ 5,110,000	\$ 2,954,000	\$ -	\$ -	\$ -	\$ -	\$ -	\$ -	\$ -	\$ -
Baltimore	21	Fort Garrison Elementary SR - Roof PSC #03.090	B	F	08/01/21	\$ 1,914,000	\$ 963,000	\$ -	\$ -	\$ -	\$ -	\$ -	\$ -	\$ -	\$ -
Baltimore	22	Loch Raven High SR - Roof PSC #03.134	B	F	08/01/21	\$ 2,616,000	\$ 1,317,000	\$ -	\$ -	\$ -	\$ -	\$ -	\$ -	\$ -	\$ -
Baltimore	23	Stoneleigh Elementary SR - Roof PSC #03.022	B	F	08/01/21	\$ 1,485,000	\$ 741,000	\$ -	\$ -	\$ -	\$ -	\$ -	\$ -	\$ -	\$ -



LEA	Priority	NAME	Funding Status	Request Type	Anticipated Bid Date	Total Estimated Project Cost	FY 2022 Request	Net State Funding	Prior Year Funding	IAC Staff Recommendation 12/10/20 New Authorization	IAC Staff Projected Funding Recommendation 3/1/21 New Authorization	IAC Staff Projected Funding Recommendation 5/3/21 New Authorization	Total IAC Staff Projected Recommended New Authorization	IAC Staff Projected Recommended EGRC 22 5/3/21	Preliminary Total IAC Staff Funding Recommendations 5/3/21
Baltimore	24	Holabird Middle SR - Roof PSC #03.047	B	F	08/01/21	\$ 4,840,000	\$ 2,451,000	\$ -	\$ -	\$ -	\$ -	\$ -	\$ -	\$ -	\$ -
Baltimore	25	Lansdowne Middle SR - Roof PSC #03.084	C	F	08/01/21	\$ 2,907,000	\$ 1,465,000	\$ -	\$ -	\$ -	\$ -	\$ -	\$ -	\$ -	\$ -
Baltimore	26	Deep Creek Elementary SR - Roof PSC #03.129	B	F	03/01/22	\$ 1,672,000	\$ 838,000	\$ -	\$ -	\$ -	\$ -	\$ -	\$ -	\$ -	\$ -
Baltimore	27	Powhatan Elementary SR - Roof PSC #03.092	B	F	02/01/22	\$ 1,705,000	\$ 855,000	\$ -	\$ -	\$ -	\$ -	\$ -	\$ -	\$ -	\$ -
Baltimore	28	Battle Monument SR - Roof PSC #03.172	B	F	02/01/22	\$ 1,990,000	\$ 998,000	\$ -	\$ -	\$ -	\$ -	\$ -	\$ -	\$ -	\$ -
Baltimore	29	Randallstown High SR - Roof PSC #03.032	B	F	02/01/22	\$ 4,740,000	\$ 2,394,000	\$ -	\$ -	\$ -	\$ -	\$ -	\$ -	\$ -	\$ -
Baltimore	30	Charlesmont Elementary SR - Roof PSC #03.173	B	F	02/01/22	\$ 2,375,000	\$ 1,197,000	\$ -	\$ -	\$ -	\$ -	\$ -	\$ -	\$ -	\$ -
Baltimore	31	Southwest Academy SR - Roof PSC #03.176	B	F	04/01/22	\$ 4,960,000	\$ 2,508,000	\$ -	\$ -	\$ -	\$ -	\$ -	\$ -	\$ -	\$ -
Baltimore	32	Winfield Elementary SR - Roof PSC #03.027	B	F	04/01/22	\$ 2,430,000	\$ 1,226,000	\$ -	\$ -	\$ -	\$ -	\$ -	\$ -	\$ -	\$ -
Baltimore	33	Villa Cresta Elementary SR - Roof PSC #03.012	B	F	04/01/22	\$ 2,775,000	\$ 1,397,000	\$ -	\$ -	\$ -	\$ -	\$ -	\$ -	\$ -	\$ -
Baltimore	34	Milford Mill Academy SR - Boiler PSC #03.098	B	F	10/01/21	\$ 1,140,000	\$ 542,000	\$ -	\$ -	\$ -	\$ -	\$ -	\$ -	\$ -	\$ -
Baltimore	35	Dundalk Middle SR - Boiler PSC #03.041	C	F	10/01/21	\$ 965,000	\$ 456,000	\$ -	\$ -	\$ -	\$ -	\$ -	\$ -	\$ -	\$ -
Baltimore	36	Loch Raven High SR - Chiller PSC #03.134	C	F	10/01/21	\$ 2,485,000	\$ 1,197,000	\$ -	\$ -	\$ -	\$ -	\$ -	\$ -	\$ -	\$ -
Baltimore	37	Perry Hall High SR - Chiller PSC #03.011	C	F	06/01/21	\$ 2,950,000	\$ 1,425,000	\$ -	\$ -	\$ -	\$ -	\$ -	\$ -	\$ -	\$ -
Baltimore	38	Battle Monument SR - Fire Sprinkler System PSC #03.172	D	F	10/01/21	\$ 675,000	\$ 313,500	\$ -	\$ -	\$ -	\$ -	\$ -	\$ -	\$ -	\$ -
Baltimore	39	Perry Hall High SR - Fire Safety PSC #03.011	C	F	08/01/21	\$ 1,040,000	\$ 513,000	\$ -	\$ -	\$ -	\$ -	\$ -	\$ -	\$ -	\$ -



LEA	Priority	NAME	Funding Status	Request Type	Anticipated Bid Date	Total Estimated Project Cost	FY 2022 Request	Net State Funding	Prior Year Funding	IAC Staff Recommendation 12/10/20 New Authorization	IAC Staff Projected Funding Recommendation 3/1/21 New Authorization	IAC Staff Projected Funding Recommendation 5/3/21 New Authorization	Total IAC Staff Projected Recommended New Authorization	IAC Staff Projected Recommended EGRC 22 5/3/21	Preliminary Total IAC Staff Funding Recommendations 5/3/21
Baltimore	40	Pinewood Elementary SR - HVAC PSC #03.131	C	F	11/01/21	\$ 5,943,000	\$ 2,793,000	\$ -	\$ -	\$ -	\$ -	\$ -	\$ -	\$ -	\$ -
Baltimore Total		Baltimore Total				\$ 1,002,124,000	\$ 170,818,530	\$ 39,369,000	\$ 1,254,470	\$ 27,039,868	\$ 3,437,684	\$ 2,284,053	\$ 32,761,605	\$ -	\$ 32,761,605
Calvert	1	Beach Elementary C - Replacement PSC #04.011	A	F	06/01/21	\$ 34,149,000	\$ 10,666,000	\$ 14,892,000	\$ -	\$ 9,123,750	\$ 224,850	\$ 149,900	\$ 9,498,500	\$ -	\$ 9,498,500
Calvert	2	Southern Middle SR - HVAC - Phase II PSC #04.009	B	F	10/29/20	\$ 6,500,000	\$ 1,499,000	\$ -	\$ 1,840,000	\$ -	\$ -	\$ -	\$ -	\$ -	\$ -
Calvert	3	Calvert Elementary SR - HVAC PSC #04.004	B	F	01/29/21	\$ 2,906,000	\$ 1,487,000	\$ -	\$ -	\$ -	\$ -	\$ -	\$ -	\$ -	\$ -
Calvert	4	Huntingtown Elementary SR - HVAC PSC #04.010	B	F	01/07/21	\$ 1,400,000	\$ 715,500	\$ -	\$ -	\$ -	\$ -	\$ -	\$ -	\$ -	\$ -
Calvert	5	Plum Point Middle SR - HVAC PSC #04.017	B	F	10/01/21	\$ 4,100,000	\$ 1,590,000	\$ -	\$ -	\$ -	\$ -	\$ -	\$ -	\$ -	\$ -
Calvert Total		Calvert Total				\$ 49,055,000	\$ 15,957,500	\$ 14,892,000	\$ 1,840,000	\$ 9,123,750	\$ 224,850	\$ 149,900	\$ 9,498,500	\$ -	\$ 9,498,500
Caroline	1	Greensboro Elementary C - Replacement PSC #05.001	A	F	07/17/19	\$ 48,118,360	\$ 4,592,039	\$ 29,707,212	\$ 25,115,173	\$ 2,430,000	\$ 486,000	\$ 1,676,039	\$ 4,592,039	\$ -	\$ 4,592,039
Caroline	2	Ridgely Elementary SR - Roof PSC #05.006	B	F	01/01/21	\$ 2,241,000	\$ 1,774,000	\$ -	\$ -	\$ -	\$ -	\$ -	\$ -	\$ -	\$ -
Caroline Total		Caroline Total				\$ 50,359,360	\$ 6,366,039	\$ 29,707,212	\$ 25,115,173	\$ 2,430,000	\$ 486,000	\$ 1,676,039	\$ 4,592,039	\$ -	\$ 4,592,039
Carroll	1	Carroll County Career & Technology Center C - Addition/Renovation PSC #06.032	A	F	03/24/20	\$ 77,084,000	\$ 10,500,000	\$ 40,820,000	\$ 9,000,000	\$ 6,350,000	\$ 3,112,500	\$ 1,037,500	\$ 10,500,000	\$ -	\$ 10,500,000
Carroll	2	Winfield Elementary SR - Roof PSC #06.023	B	F	03/01/21	\$ 2,550,000	\$ 897,106	\$ -	\$ 482,894	\$ -	\$ -	\$ -	\$ -	\$ -	\$ -
Carroll	3	Westminster East Middle C - Replacement PSC #06.004	C	LP	03/01/21	\$ -	\$ -	\$ -	\$ -	\$ -	\$ -	\$ -	\$ -	\$ -	\$ -
Carroll	4	Westminster East Middle C - Replacement PSC #06.004	C	F	03/01/21	\$ 60,968,000	\$ 13,583,000	\$ -	\$ -	\$ -	\$ -	\$ -	\$ -	\$ -	\$ -
Carroll	5	Spring Garden Elementary SR - HVAC PSC #06.037	B	F	03/01/21	\$ 6,335,000	\$ 3,160,000	\$ -	\$ -	\$ -	\$ -	\$ -	\$ -	\$ -	\$ -



			Funding Status	Request Type	Anticipated Bid Date	Total Estimated Project Cost	FY 2022 Request	Net State Funding	Prior Year Funding	IAC Staff Recommendation 12/10/20 New Authorization	IAC Staff Projected Funding Recommendation 3/1/21 New Authorization	IAC Staff Projected Funding Recommendation 5/3/21 New Authorization	Total IAC Staff Projected Recommended New Authorization	IAC Staff Projected Recommended EGRC 22 5/3/21	Preliminary Total IAC Staff Funding Recommendations 5/3/21
LEA	Priority	NAME													
Carroll	6	South Carroll High SR - Window Walls PSC #06.012	B	F	03/01/21	\$ 2,455,000	\$ 1,357,000	\$ -	\$ -	\$ -	\$ -	\$ -	\$ -	\$ -	\$ -
Carroll	7	Westminster High SR - Windows PSC #06.042	B	F	03/01/21	\$ 1,155,000	\$ 590,000	\$ -	\$ -	\$ -	\$ -	\$ -	\$ -	\$ -	\$ -
Carroll Total		Carroll Total				\$ 150,547,000	\$ 30,087,106	\$ 40,820,000	\$ 9,482,894	\$ 6,350,000	\$ 3,112,500	\$ 1,037,500	\$ 10,500,000	\$ -	\$ 10,500,000
Cecil	1	Chesapeake City Elementary C - Replacement PSC #07.043	A	F	04/01/19	\$ 26,560,000	\$ 3,283,257	\$ 10,436,919	\$ 7,153,662	\$ 2,462,250	\$ 492,707	\$ 328,300	\$ 3,283,257	\$ -	\$ 3,283,257
Cecil	2	Cecil Manor Elementary SR - HVAC PSC #07.030	A	F	03/01/21	\$ 2,541,000	\$ 1,574,013	\$ 1,597,000	\$ 22,987	\$ 1,180,510	\$ 393,503	\$ -	\$ 1,574,013	\$ -	\$ 1,574,013
Cecil	3	Bohemia Manor Middle/High SR - Chiller/Cooling Tower PSC #07.027	B	F	08/01/21	\$ 530,000	\$ 333,000	\$ -	\$ -	\$ -	\$ -	\$ -	\$ -	\$ -	\$ -
Cecil	4	Elkton Middle SR - Roof PSC #07.029	B	F	04/15/21	\$ 1,665,300	\$ 1,047,000	\$ -	\$ -	\$ -	\$ -	\$ -	\$ -	\$ -	\$ -
Cecil Total		Cecil Total				\$ 31,296,300	\$ 6,237,270	\$ 12,033,919	\$ 7,176,649	\$ 3,642,760	\$ 886,210	\$ 328,300	\$ 4,857,270	\$ -	\$ 4,857,270
Charles	1	Benjamin Stoddert Middle C - Addition PSC #08.002	A	F	09/28/19	\$ 55,869,000	\$ 5,490,152	\$ 25,453,152	\$ 19,963,000	\$ 4,349,848	\$ 823,652	\$ 316,652	\$ 5,490,152	\$ -	\$ 5,490,152
Charles	2	Dr. Gustavus Brown Elementary C - Open Space Enclosure PSC #08.004	A	F	08/28/21	\$ 6,575,000	\$ 3,660,000	\$ 3,660,000	\$ -	\$ 2,745,000	\$ 549,000	\$ 366,000	\$ 3,660,000	\$ -	\$ 3,660,000
Charles	3	Eva Turner Elementary C - Addition PSC #08.019	A	F	04/01/19	\$ 27,381,000	\$ 8,430,208	\$ 10,780,000	\$ 2,349,792	\$ 732,208	\$ -	\$ -	\$ 732,208	\$ -	\$ 732,208
Charles	4	John Hanson Middle SR - Roof PSC #08.003	B	F	07/01/21	\$ 3,298,000	\$ 1,794,000	\$ -	\$ -	\$ -	\$ -	\$ -	\$ -	\$ -	\$ -
Charles	5	Maurice J. McDonough High C - Renovation/Addition PSC #08.009	B	F	07/01/21	\$ 19,945,000	\$ 4,550,000	\$ -	\$ -	\$ -	\$ -	\$ -	\$ -	\$ -	\$ -
Charles	6	Westlake High SR - Roof PSC #08.031	B	F	07/01/21	\$ 3,642,000	\$ 1,981,000	\$ -	\$ -	\$ -	\$ -	\$ -	\$ -	\$ -	\$ -
Charles	7	Indian Head Elementary SR - Boiler PSC #08.008	B	F	07/01/21	\$ 1,326,000	\$ 712,000	\$ -	\$ -	\$ -	\$ -	\$ -	\$ -	\$ -	\$ -
Charles	8	J. P. Ryon Elementary C - PreK & K Addition PSC #08.038	B	F	07/01/21	\$ 4,219,000	\$ 2,340,000	\$ -	\$ -	\$ -	\$ -	\$ -	\$ -	\$ -	\$ -
Charles	9	Malcolm Elementary C - PreK & K Addition/Renovation PSC #08.024	B	F	07/01/21	\$ 4,668,000	\$ 2,595,000	\$ -	\$ -	\$ -	\$ -	\$ -	\$ -	\$ -	\$ -



LEA	Priority	NAME	Funding Status	Request Type	Anticipated Bid Date	Total Estimated Project Cost	FY 2022 Request	Net State Funding	Prior Year Funding	IAC Staff Recommendation 12/10/20 New Authorization	IAC Staff Projected Funding Recommendation 3/1/21 New Authorization	IAC Staff Projected Funding Recommendation 5/3/21 New Authorization	Total IAC Staff Projected Recommended New Authorization	IAC Staff Projected Recommended EGRC 22 5/3/21	Preliminary Total IAC Staff Funding Recommendations 5/3/21
Charles	10	T. C. Martin Elementary C - Renovation/Addition PSC #08.040	C	F	07/01/21	\$ 32,097,000	\$ 6,788,000	\$ -	\$ -	\$ -	\$ -	\$ -	\$ -	\$ -	\$ -
Charles	11	Elementary School #23 C - New PSC #08.049	C	F	07/01/21	\$ 45,191,000	\$ 11,500,000	\$ -	\$ -	\$ -	\$ -	\$ -	\$ -	\$ -	\$ -
Charles	12	General Smallwood Middle SR - Roof/RTU/UV PSC #08.005	U	F	07/01/21	\$ 4,629,000	\$ 2,363,000	\$ -	\$ -	\$ -	\$ -	\$ -	\$ -	\$ -	\$ -
Charles	13	La Plata High C - Renovation/Addition PSC #08.013	C	F	05/01/21	\$ 16,609,000	\$ 9,431,000	\$ -	\$ -	\$ -	\$ -	\$ -	\$ -	\$ -	\$ -
Charles	14	J.C. Parks Elementary K - K Addition/ Renovation PSC #08.030	C	LP	05/01/22	\$ 4,318,000	\$ -	\$ -	\$ -	\$ -	\$ -	\$ -	\$ -	\$ -	\$ -
Charles	15	Walter J. Mitchell Elementary K - K Renovation/ Addition PSC #08.033	C	LP	05/01/22	\$ 6,510,000	\$ -	\$ -	\$ -	\$ -	\$ -	\$ -	\$ -	\$ -	\$ -
Charles Total		Charles Total				\$ 236,277,000	\$ 61,634,360	\$ 39,893,152	\$ 22,312,792	\$ 7,827,056	\$ 1,372,652	\$ 682,652	\$ 9,882,360	\$ -	\$ 9,882,360
Dorchester	1	Cambridge South Dorchester High SR - Roof - Phase II PSC #09.09.009	A	F	04/29/20	\$ 5,040,000	\$ 1,917,000	\$ 3,935,502	\$ 2,018,502	\$ 1,437,750	\$ 287,550	\$ 191,700	\$ 1,917,000	\$ -	\$ 1,917,000
Dorchester	2	Choptank Elementary SR - Roof PSC #09.09.016	A	F	10/01/21	\$ 1,785,000	\$ 1,394,000	\$ 1,394,000	\$ -	\$ 1,125,000	\$ 8,000	\$ 261,000	\$ 1,394,000	\$ -	\$ 1,394,000
Dorchester Total		Dorchester Total				\$ 6,825,000	\$ 3,311,000	\$ 5,329,502	\$ 2,018,502	\$ 2,562,750	\$ 295,550	\$ 452,700	\$ 3,311,000	\$ -	\$ 3,311,000
Frederick	1	Blue Heron Elementary C - New PSC #10.081	A	F	02/20/20	\$ 44,726,950	\$ 5,000,000	\$ 20,435,000	\$ 4,000,000	\$ 3,750,000	\$ 750,000	\$ 500,000	\$ 5,000,000	\$ -	\$ 5,000,000
Frederick	2	Rock Creek School C - Replacement PSC #10.080	A	F	08/07/19	\$ 48,306,000	\$ 4,000,000	\$ 18,891,000	\$ 6,703,000	\$ 3,000,000	\$ 600,000	\$ 400,000	\$ 4,000,000	\$ -	\$ 4,000,000
Frederick	3	Waverley Elementary C - Replacement PSC #10.058	A	F	03/01/20	\$ 63,273,945	\$ 4,500,000	\$ 26,869,000	\$ 6,000,000	\$ 3,375,000	\$ 675,000	\$ 450,000	\$ 4,500,000	\$ -	\$ 4,500,000
Frederick	4	Brunswick Elementary C - Replacement PSC #10.025	A	F	03/01/22	\$ 48,101,000	\$ 2,500,000	\$ 21,625,000	\$ -	\$ 1,700,000	\$ 300,000	\$ -	\$ 2,000,000	\$ 500,000	\$ 2,500,000
Frederick	5	Thurmont Elementary C - Limited Renovation PSC #10.015	B	LP	03/01/22	\$ -	\$ -	\$ -	\$ -	\$ -	\$ -	\$ -	\$ -	\$ -	\$ -
Frederick	6	Thurmont Elementary C - Limited Renovation PSC #10.015	C	F	03/01/22	\$ 9,825,102	\$ 3,165,000	\$ -	\$ -	\$ -	\$ -	\$ -	\$ -	\$ -	\$ -



LEA	Priority	NAME	Funding Status	Request Type	Anticipated Bid Date	Total Estimated Project Cost	FY 2022 Request	Net State Funding	Prior Year Funding	IAC Staff Recommendation 12/10/20 New Authorization	IAC Staff Projected Funding Recommendation 3/1/21 New Authorization	IAC Staff Projected Funding Recommendation 5/3/21 New Authorization	Total IAC Staff Projected Recommended New Authorization	IAC Staff Projected Recommended EGRC 22 5/3/21	Preliminary Total IAC Staff Funding Recommendations 5/3/21
Frederick	7	Urbana Elementary C - Replacement PSC #10.022	A	F	08/01/20	\$ 47,216,000	\$ 4,026,635	\$ 19,394,512	\$ 15,367,877	\$ -	\$ -	\$ -	\$ -	\$ 3,073,000	\$ 3,073,000
Frederick	8	Brunswick Middle SR - Roof Replacement PSC #10.055	B	F	01/31/21	\$ 561,857	\$ 333,581	\$ -	\$ -	\$ -	\$ -	\$ -	\$ -	\$ -	\$ -
Frederick Total		Frederick Total				\$ 262,010,854	\$ 23,525,216	\$ 107,214,512	\$ 32,070,877	\$ 11,825,000	\$ 2,325,000	\$ 1,350,000	\$ 15,500,000	\$ 3,573,000	\$ 19,073,000
Garrett	1	Grantsville Elementary C - Renovation (Open Space Enclosure) PSC #11.004	U	F	09/01/20	\$ 2,200,000	\$ 1,100,000	\$ 1,100,000	\$ -	\$ -	\$ -	\$ 1,100,000	\$ 1,100,000	\$ -	\$ 1,100,000
Garrett	2	Grantsville Elementary SR - Roof PSC #11.004	U	F	03/01/21	\$ 1,575,000	\$ 750,000	\$ 750,000	\$ -	\$ -	\$ -	\$ 750,000	\$ 750,000	\$ -	\$ 750,000
Garrett Total		Garrett Total				\$ 3,775,000	\$ 1,850,000	\$ 1,850,000	\$ -	\$ -	\$ -	\$ 1,850,000	\$ 1,850,000	\$ -	\$ 1,850,000
Harford	1	Homestead Wakefield Elementary C - Replacement PSC #12.022	B	LP	05/01/22	\$ 90,629,550	\$ -	\$ -	\$ -	\$ -	\$ -	\$ -	\$ -	\$ -	\$ -
Harford	2	Joppatowne High C - Limited Renovation PSC #12.046	A	F	05/01/20	\$ 42,250,137	\$ 8,693,263	\$ 16,763,263	\$ 8,070,000	\$ 6,519,750	\$ 1,303,950	\$ 869,563	\$ 8,693,263	\$ -	\$ 8,693,263
Harford	3	Belair Middle SR - Roof PSC #12.035	U	F	02/01/21	\$ 7,480,000	\$ 1,505,163	\$ 4,284,000	\$ 2,778,837	\$ 1,128,750	\$ 225,913	\$ 150,500	\$ 1,505,163	\$ -	\$ 1,505,163
Harford	4	Center for Educational Opportunity SR - Roof PSC #12.018	U	F	02/01/22	\$ 4,329,000	\$ 2,479,000	\$ 2,479,000	\$ -	\$ 1,859,513	\$ 371,850	\$ 247,637	\$ 2,479,000	\$ -	\$ 2,479,000
Harford	5	Abingdon Elementary SR - Chiller/Pneumatic Controls PSC #12.049	U	F	02/01/22	\$ 2,378,000	\$ 2,378,000	\$ -	\$ -	\$ -	\$ -	\$ -	\$ -	\$ -	\$ -
Harford Total		Harford Total				\$ 147,066,687	\$ 15,055,426	\$ 23,526,263	\$ 10,848,837	\$ 9,508,013	\$ 1,901,713	\$ 1,267,700	\$ 12,677,426	\$ -	\$ 12,677,426
Howard	1	New High School #13 C - New PSC #13.090	A	F	12/01/19	\$ 140,122,000	\$ 15,000,000	\$ 52,310,874	\$ 28,000,000	\$ 11,250,000	\$ 2,250,000	\$ 1,500,000	\$ 15,000,000	\$ -	\$ 15,000,000
Howard	2	Talbott Springs Elementary C - Replacement PSC #13.007	A	F	06/01/20	\$ 43,467,000	\$ 8,221,000	\$ 15,185,732	\$ 5,698,104	\$ 800,000	\$ -	\$ -	\$ 800,000	\$ 4,852,000	\$ 5,652,000
Howard	3	Hammond High C - Renovation/Addition PSC #13.016	B	LP	01/01/20	\$ -	\$ -	\$ -	\$ -	\$ -	\$ -	\$ -	\$ -	\$ -	\$ -
Howard	4	Hammond High C - Renovation/Addition PSC #13.016	C	F	01/01/20	\$ 106,554,000	\$ 14,000,000	\$ -	\$ -	\$ -	\$ -	\$ -	\$ -	\$ -	\$ -



			Funding Status	Request Type	Anticipated Bid Date	Total Estimated Project Cost	FY 2022 Request	Net State Funding	Prior Year Funding	IAC Staff Recommendation 12/10/20 New Authorization	IAC Staff Projected Funding Recommendation 3/1/21 New Authorization	IAC Staff Projected Funding Recommendation 5/3/21 New Authorization	Total IAC Staff Projected Recommended New Authorization	IAC Staff Projected Recommended EGRC 22 5/3/21	Preliminary Total IAC Staff Funding Recommendations 5/3/21
LEA	Priority	NAME													
Howard	5	Bonnie Branch Middle SR - Boilers PSC #13.071	B	F	01/01/23	\$ 890,000	\$ 440,000	\$ -	\$ -	\$ -	\$ -	\$ -	\$ -	\$ -	\$ -
Howard	6	Gorman Crossing Elementary SR - Roof PSC #13.068	U	F	01/01/23	\$ 2,576,752	\$ 1,228,376	\$ -	\$ -	\$ -	\$ -	\$ -	\$ -	\$ -	\$ -
Howard	7	Triadelphia Ridge Elementary SR - Roof PSC #13.073	U	F	01/01/23	\$ 2,841,522	\$ 1,360,761	\$ -	\$ -	\$ -	\$ -	\$ -	\$ -	\$ -	\$ -
Howard Total		Howard Total				\$ 296,451,274	\$ 40,250,137	\$ 67,496,606	\$ 33,698,104	\$ 12,050,000	\$ 2,250,000	\$ 1,500,000	\$ 15,800,000	\$ 4,852,000	\$ 20,652,000
Montgomery	1	Thomas W. Pyle Middle C - Addition/Renovation PSC #15.175	A	F	07/01/18	\$ 25,114,000	\$ 294,762	\$ 5,081,343	\$ 4,786,581	\$ 294,762	\$ -	\$ -	\$ 294,762	\$ -	\$ 294,762
Montgomery	2	Gaithersburg Middle SR - HVAC Phase I PSC #15.068	A	F	10/01/21	\$ 8,600,000	\$ 4,300,000	\$ 4,300,000	\$ -	\$ 3,225,000	\$ 645,000	\$ 430,000	\$ 4,300,000	\$ -	\$ 4,300,000
Montgomery	3	Watkins Mill High SR - HVAC - Phase 4 PSC #15.166	A	F	10/01/21	\$ 5,500,000	\$ 2,750,000	\$ 2,750,000	\$ -	\$ 2,062,500	\$ 412,500	\$ 275,000	\$ 2,750,000	\$ -	\$ 2,750,000
Montgomery	4	Judith A. Resnik Elementary SR - HVAC PSC #15.165	A	F	10/01/21	\$ 4,600,000	\$ 2,300,000	\$ 2,300,000	\$ -	\$ 1,725,000	\$ 345,000	\$ 230,000	\$ 2,300,000	\$ -	\$ 2,300,000
Montgomery	5	Spark M. Matsunaga Elementary SR - HVAC Phase I PSC #15.254	A	F	10/01/21	\$ 3,800,000	\$ 1,900,000	\$ 1,900,000	\$ -	\$ 1,425,000	\$ 285,000	\$ 190,000	\$ 1,900,000	\$ -	\$ 1,900,000
Montgomery	6	Cold Springs Elementary SR - HVAC PSC #15.007	A	F	10/01/21	\$ 2,650,000	\$ 1,325,000	\$ 1,325,000	\$ -	\$ 993,750	\$ 198,750	\$ 132,500	\$ 1,325,000	\$ -	\$ 1,325,000
Montgomery	7	Forest Oak Middle SR - Roof PSC #15.191	U	F	10/01/21	\$ 2,510,000	\$ 1,255,000	\$ 1,255,000	\$ -	\$ 941,250	\$ 188,250	\$ 125,500	\$ 1,255,000	\$ -	\$ 1,255,000
Montgomery	8	Monocacy Elementary SR - HVAC PSC #15.233	A	F	10/01/21	\$ 2,300,000	\$ 1,150,000	\$ 1,150,000	\$ -	\$ 862,500	\$ 172,500	\$ 115,000	\$ 1,150,000	\$ -	\$ 1,150,000
Montgomery	9	Twinbrook Elementary SR - Roof PSC #15.072	U	F	10/01/21	\$ 2,103,000	\$ 1,051,000	\$ 1,051,000	\$ -	\$ 788,250	\$ 157,650	\$ 105,100	\$ 1,051,000	\$ -	\$ 1,051,000
Montgomery	10	North Bethesda Middle SR - Roof PSC #15.245	U	F	10/01/21	\$ 2,010,000	\$ 1,005,000	\$ 1,005,000	\$ -	\$ 753,750	\$ 150,750	\$ 100,500	\$ 1,005,000	\$ -	\$ 1,005,000
Montgomery	11	Ronald McNair Elementary SR - HVAC PSC #15.162	A	F	10/01/21	\$ 1,950,000	\$ 975,000	\$ 975,000	\$ -	\$ 731,250	\$ 146,250	\$ 97,500	\$ 975,000	\$ -	\$ 975,000
Montgomery	12	Montgomery Blair High SR - Roof - Phase I PSC #15.171	U	F	10/01/21	\$ 1,937,000	\$ 968,000	\$ 968,000	\$ -	\$ 726,000	\$ 145,200	\$ 96,800	\$ 968,000	\$ -	\$ 968,000



LEA	Priority	NAME	Funding Status	Request Type	Anticipated Bid Date	Total Estimated Project Cost	FY 2022 Request	Net State Funding	Prior Year Funding	IAC Staff Recommendation 12/10/20 New Authorization	IAC Staff Projected Funding Recommendation 3/1/21 New Authorization	IAC Staff Projected Funding Recommendation 5/3/21 New Authorization	Total IAC Staff Projected Recommended New Authorization	IAC Staff Projected Recommended EGRC 22 5/3/21	Preliminary Total IAC Staff Funding Recommendations 5/3/21
Montgomery	13	Flower Hill Elementary SR - Roof PSC #15.147	D	F	10/01/21	\$ 1,862,000	\$ 931,000	\$ 931,000	\$ -	\$ -	\$ -	\$ -	\$ -	\$ -	\$ -
Montgomery	14	Lakewood Elementary SR - Roof PSC #15.257	D	F	10/01/21	\$ 1,400,000	\$ 700,000	\$ 700,000	\$ -	\$ -	\$ -	\$ -	\$ -	\$ -	\$ -
Montgomery	15	Colonel E. Brooke Lee Middle C - Replacement PSC #15.064	U	F	01/01/20	\$ 62,864,000	\$ 13,043,000	\$ 14,292,673	\$ -	\$ 9,782,250	\$ 1,682,988	\$ -	\$ 11,465,238	\$ 1,577,762	\$ 13,043,000
Montgomery	16	Gaithersburg Cluster Elementary C - New PSC #15.	A	LP	05/01/20	\$ -	\$ -	\$ -	\$ -	\$ -	\$ -	\$ -	\$ -	\$ -	\$ -
Montgomery	17	Gaithersburg Cluster Elementary C - New PSC #15.	U	F	05/01/20	\$ 39,000,000	\$ 8,725,000	\$ 11,774,000	\$ -	\$ -	\$ -	\$ -	\$ -	\$ 8,725,000	\$ 8,725,000
Montgomery	18	John F. Kennedy High C - Addition PSC #15.172	A	LP	06/01/20	\$ -	\$ -	\$ -	\$ -	\$ -	\$ -	\$ -	\$ -	\$ -	\$ -
Montgomery	19	John F. Kennedy High C - Addition PSC #15.172	A	F	06/01/20	\$ 26,578,000	\$ 4,471,000	\$ 6,487,000	\$ -	\$ -	\$ -	\$ -	\$ -	\$ 3,257,238	\$ 3,257,238
Montgomery	20	Charles W. Woodward High (Former Tilden Middle) C - Replacement PSC #15.125	U	LP	02/01/21	\$ -	\$ -	\$ -	\$ -	\$ -	\$ -	\$ -	\$ -	\$ -	\$ -
Montgomery	21	Charles W. Woodward High (Former Tilden Middle) C - Replacement PSC #15.125	U	F	02/01/21	\$ 128,235,000	\$ 28,907,000	\$ -	\$ -	\$ -	\$ -	\$ -	\$ -	\$ -	\$ -
Montgomery	22	Clarksburg Cluster Elementary #9 C - New PSC #15.	B	LP	02/01/22	\$ 38,486,000	\$ -	\$ -	\$ -	\$ -	\$ -	\$ -	\$ -	\$ -	\$ -
Montgomery	23	DuFief Elementary C - Replacement PSC #15.105	B	LP	01/00/00	\$ 38,028,000	\$ -	\$ -	\$ -	\$ -	\$ -	\$ -	\$ -	\$ -	\$ -
Montgomery	24	Ronald McNair Elementary C - Addition PSC #15.162	C	LP	01/00/00	\$ 11,403,000	\$ -	\$ -	\$ -	\$ -	\$ -	\$ -	\$ -	\$ -	\$ -
Montgomery	25	Parkland Middle C - Addition PSC #15.212	C	LP	01/00/00	\$ 14,638,000	\$ -	\$ -	\$ -	\$ -	\$ -	\$ -	\$ -	\$ -	\$ -
Montgomery	26	Southlake Elementary C - Addition PSC #15.086	C	LP	01/00/00	\$ 34,898,000	\$ -	\$ -	\$ -	\$ -	\$ -	\$ -	\$ -	\$ -	\$ -
Montgomery	27	Burnt Mills Elementary C - Replacement PSC #15.208	C	LP	11/01/21	\$ 38,406,000	\$ -	\$ -	\$ -	\$ -	\$ -	\$ -	\$ -	\$ -	\$ -



			Funding Status	Request Type	Anticipated Bid Date	Total Estimated Project Cost	FY 2022 Request	Net State Funding	Prior Year Funding	IAC Staff Recommendation 12/10/20 New Authorization	IAC Staff Projected Funding Recommendation 3/1/21 New Authorization	IAC Staff Projected Funding Recommendation 5/3/21 New Authorization	Total IAC Staff Projected Recommended New Authorization	IAC Staff Projected Recommended EGRC 22 5/3/21	Preliminary Total IAC Staff Funding Recommendations 5/3/21
LEA	Priority	NAME													
Montgomery	28	Neelsville Middle C - Replacement PSC #15.136	C	LP	03/01/22	\$ 64,911,000	\$ -	\$ -	\$ -	\$ -	\$ -	\$ -	\$ -	\$ -	\$ -
Montgomery	29	William T. Page Elementary C - Addition PSC #15.102	C	LP	01/00/00	\$ 20,614,000	\$ -	\$ -	\$ -	\$ -	\$ -	\$ -	\$ -	\$ -	\$ -
Montgomery	30	Poolesville High C - Addition PSC #15.066	C	LP	01/00/00	\$ 71,313,000	\$ -	\$ -	\$ -	\$ -	\$ -	\$ -	\$ -	\$ -	\$ -
Montgomery	31	Woodlin Elementary C - Replacement PSC #15.011	C	LP	01/00/00	\$ 38,697,000	\$ -	\$ -	\$ -	\$ -	\$ -	\$ -	\$ -	\$ -	\$ -
Montgomery	32	Stonegate Elementary C - Addition PSC #15.252	U	LP	01/00/00	\$ 34,426,000	\$ -	\$ -	\$ -	\$ -	\$ -	\$ -	\$ -	\$ -	\$ -
Montgomery	33	Northwood High C - Replacement PSC #15.046	U	LP	04/01/23	\$ 138,356,000	\$ -	\$ -	\$ -	\$ -	\$ -	\$ -	\$ -	\$ -	\$ -
Montgomery	34	Crown High School C - New PSC #15.	U	LP	01/00/00	\$ 136,302,000	\$ -	\$ -	\$ -	\$ -	\$ -	\$ -	\$ -	\$ -	\$ -
Montgomery Total		Montgomery Total				\$ 1,003,491,000	\$ 76,050,762	\$ 58,245,016	\$ 4,786,581	\$ 24,311,262	\$ 4,529,838	\$ 1,897,900	\$ 30,739,000	\$ 13,560,000	\$ 44,299,000
Prince George's	1	William Wirt Middle C - Replacement PSC #16.183	U	F	09/30/21	\$ 94,057,000	\$ 10,565,705	\$ 42,516,000	\$ 31,139,000	\$ 8,273,320	\$ 1,013,447	\$ 1,278,938	\$ 10,565,705	\$ -	\$ 10,565,705
Prince George's	2	New Glenridge Middle C - New PSC #16.265	U	F	09/30/20	\$ 93,081,000	\$ 11,035,860	\$ 41,853,000	\$ 29,769,000	\$ 9,702,818	\$ 1,000,030	\$ 333,012	\$ 11,035,860	\$ -	\$ 11,035,860
Prince George's	3	New Cherokee Lane Elementary C - Replacement PSC #16.267	D	F	09/30/20	\$ 64,376,000	\$ -	\$ 19,644,000	\$ 19,644,000	\$ -	\$ -	\$ -	\$ -	\$ -	\$ -
Prince George's	4	William Schmidt Outdoor Educational Center C - Replacement/Renovation PSC #16.199	U	F	06/30/21	\$ 48,525,000	\$ 10,539,000	\$ 19,037,000	\$ 8,498,000	\$ 4,297,182	\$ -	\$ -	\$ 4,297,182	\$ 6,241,818	\$ 10,539,000
Prince George's	5	Suitland High C - Replacement PSC #16.087	U	F	06/30/22	\$ 227,750,000	\$ 11,710,000	\$ -	\$ -	\$ -	\$ -	\$ -	\$ -	\$ -	\$ -
Prince George's	6	Cool Spring Elementary C - Renovation/Addition PSC #16.134	U	LP	06/30/22	\$ 85,221,000	\$ -	\$ -	\$ -	\$ -	\$ -	\$ -	\$ -	\$ -	\$ -
Prince George's	7	New Northern Area High C - New PSC #16.	U	LP	07/31/23	\$ 209,089,000	\$ -	\$ -	\$ -	\$ -	\$ -	\$ -	\$ -	\$ -	\$ -
Prince George's	8	High Point High C - Renovation/Addition PSC #16.085	C	LP	08/15/27	\$ 253,752,000	\$ -	\$ -	\$ -	\$ -	\$ -	\$ -	\$ -	\$ -	\$ -



LEA	Priority	NAME	Funding Status	Request Type	Anticipated Bid Date	Total Estimated Project Cost	FY 2022 Request	Net State Funding	Prior Year Funding	IAC Staff Recommendation 12/10/20 New Authorization	IAC Staff Projected Funding Recommendation 3/1/21 New Authorization	IAC Staff Projected Funding Recommendation 5/3/21 New Authorization	Total IAC Staff Projected Recommended New Authorization	IAC Staff Projected Recommended EGRC 22 5/3/21	Preliminary Total IAC Staff Funding Recommendations 5/3/21
Prince George's	9	Margaret Brent Regional Elementary C - Replacement PSC #16.100	C	LP	08/15/24	\$ 67,865,000	\$ -	\$ -	\$ -	\$ -	\$ -	\$ -	\$ -	\$ -	\$ -
Prince George's	10	International High School at Langley Park C - New PSC #16.	U	LP	07/31/26	\$ 39,875,000	\$ -	\$ -	\$ -	\$ -	\$ -	\$ -	\$ -	\$ -	\$ -
Prince George's	11	Charles Flowers High SR - HVAC PSC #16.174	A	F	09/30/21	\$ 10,000,000	\$ 2,181,437	\$ 7,000,000	\$ 4,818,563	\$ 2,181,437	\$ -	\$ -	\$ 2,181,437	\$ -	\$ 2,181,437
Prince George's Total		Prince George's Total				\$ 1,193,591,000	\$ 46,032,002	\$ 130,050,000	\$ 93,868,563	\$ 24,454,757	\$ 2,013,477	\$ 1,611,950	\$ 28,080,184	\$ 6,241,818	\$ 34,322,002
Queen Anne's	1	Kent Island High SR - Roof PSC #17.023	A	F	03/01/21	\$ 4,480,000	\$ 1,487,927	\$ 2,040,000	\$ 552,073	\$ 1,487,927	\$ -	\$ -	\$ 1,487,927	\$ -	\$ 1,487,927
Queen Anne's	2	Kennard Elementary SR - Roof PSC #17.012	A	F	03/01/22	\$ 1,515,000	\$ 663,000	\$ 663,000	\$ -	\$ 663,000	\$ -	\$ -	\$ 663,000	\$ -	\$ 663,000
Queen Anne's Total		Queen Anne's Total				\$ 5,995,000	\$ 2,150,927	\$ 2,703,000	\$ 552,073	\$ 2,150,927	\$ -	\$ -	\$ 2,150,927	\$ -	\$ 2,150,927
St. Mary's	1	Mechanicsville Elementary C - Limited Renovation PSC #18.014	A	LP	02/01/22	\$ -	\$ -	\$ -	\$ -	\$ -	\$ -	\$ -	\$ -	\$ -	\$ -
St. Mary's	2	Mechanicsville Elementary C - Limited Renovation PSC #18.014	A	F	02/01/22	\$ 11,241,000	\$ 5,489,000	\$ 5,489,000	\$ -	\$ 4,116,750	\$ 823,350	\$ 548,900	\$ 5,489,000	\$ -	\$ 5,489,000
St. Mary's Total		St. Mary's Total				\$ 11,241,000	\$ 5,489,000	\$ 5,489,000	\$ -	\$ 4,116,750	\$ 823,350	\$ 548,900	\$ 5,489,000	\$ -	\$ 5,489,000
Somerset	1	Greenwood Elementary SR - Building Envelope/Windows/Doors PSC #19.014	A	F	05/01/21	\$ 430,125	\$ 405,000	\$ 405,000	\$ -	\$ 405,000	\$ -	\$ -	\$ 405,000	\$ -	\$ 405,000
Somerset Total		Somerset Total				\$ 430,125	\$ 405,000	\$ 405,000	\$ -	\$ 405,000	\$ -	\$ -	\$ 405,000	\$ -	\$ 405,000
Talbot	1	Easton High SR - Roof PSC #20.002	A	F	02/01/21	\$ 5,072,000	\$ 1,208,000	\$ 2,415,000	\$ -	\$ 906,000	\$ 181,200	\$ 120,800	\$ 1,208,000	\$ -	\$ 1,208,000
Talbot Total		Talbot Total				\$ 5,072,000	\$ 1,208,000	\$ 2,415,000	\$ -	\$ 906,000	\$ 181,200	\$ 120,800	\$ 1,208,000	\$ -	\$ 1,208,000
Washington	1	Smithsburg High SR - HVAC PSC #21.026	A	F	01/01/21	\$ 5,958,000	\$ 3,596,632	\$ 4,203,000	\$ 606,368	\$ 2,697,474	\$ 539,494	\$ 359,664	\$ 3,596,632	\$ -	\$ 3,596,632
Washington	2	Smithsburg High SR - Roof PSC #21.026	A	F	01/01/22	\$ 3,723,000	\$ 2,391,000	\$ 2,391,000	\$ -	\$ 1,793,250	\$ 358,650	\$ 239,100	\$ 2,391,000	\$ -	\$ 2,391,000
Washington	3	Paramount Elementary SR - Roof PSC #21.030	A	F	01/01/22	\$ 1,600,000	\$ 1,139,000	\$ 1,139,000	\$ -	\$ 854,250	\$ 170,850	\$ 113,900	\$ 1,139,000	\$ -	\$ 1,139,000



LEA	Priority	NAME	Funding Status	Request Type	Anticipated Bid Date	Total Estimated Project Cost	FY 2022 Request	Net State Funding	Prior Year Funding	IAC Staff Recommendation 12/10/20 New Authorization	IAC Staff Projected Funding Recommendation 3/1/21 New Authorization	IAC Staff Projected Funding Recommendation 5/3/21 New Authorization	Total IAC Staff Projected Recommended New Authorization	IAC Staff Projected Recommended EGRC 22 5/3/21	Preliminary Total IAC Staff Funding Recommendations 5/3/21
Washington	4	Eastern Elementary SR - Roof PSC #21.045	A	F	01/01/22	\$ 747,000	\$ 532,000	\$ 532,000	\$ -	\$ 399,000	\$ 79,800	\$ 53,200	\$ 532,000	\$ -	\$ 532,000
Washington	5	Washington County Technical High School SR - Electrical PSC #21.013	A	F	01/01/22	\$ 856,000	\$ 593,000	\$ 593,000	\$ -	\$ 444,750	\$ 88,950	\$ 59,300	\$ 593,000	\$ -	\$ 593,000
Washington	6	Williamsport High SR - Electrical PSC #21.031	A	F	01/01/22	\$ 508,000	\$ 352,000	\$ 352,000	\$ -	\$ 352,000	\$ -	\$ -	\$ 352,000	\$ -	\$ 352,000
Washington	7	Hancock Middle/High SR - Boilers PSC #21.025	B	F	01/01/22	\$ 798,000	\$ 553,000	\$ -	\$ -	\$ -	\$ -	\$ -	\$ -	\$ -	\$ -
Washington	8	Hancock Elementary SR - AHU/CUV PSC #21.015	B	F	01/01/22	\$ 2,234,000	\$ 1,548,000	\$ -	\$ -	\$ -	\$ -	\$ -	\$ -	\$ -	\$ -
Washington Total		Washington Total				\$ 16,424,000	\$ 10,704,632	\$ 9,210,000	\$ 606,368	\$ 6,540,724	\$ 1,237,744	\$ 825,164	\$ 8,603,632	\$ -	\$ 8,603,632
Wicomico	1	Beaver Run Elementary C - Replacement PSC #22.005	A	F	12/20/19	\$ 49,180,000	\$ 10,865,559	\$ 27,399,000	\$ 16,533,441	\$ 4,924,908	\$ 2,638,567	\$ 3,302,084	\$ 10,865,559	\$ -	\$ 10,865,559
Wicomico	2	Mardela Middle/High C - Renovation/Addition PSC #22.018	C	F	11/18/22	\$ 71,815,111	\$ 3,000,000	\$ -	\$ -	\$ -	\$ -	\$ -	\$ -	\$ -	\$ -
Wicomico Total		Wicomico Total				\$ 120,995,111	\$ 13,865,559	\$ 27,399,000	\$ 16,533,441	\$ 4,924,908	\$ 2,638,567	\$ 3,302,084	\$ 10,865,559	\$ -	\$ 10,865,559
Worcester	1	Stephen Decatur Middle C - Addition PSC #23.014	A	F	08/18/20	\$ 13,534,000	\$ 4,814,000	\$ 4,814,000	\$ -	\$ 3,610,500	\$ 1,203,500	\$ -	\$ 4,814,000	\$ -	\$ 4,814,000
Worcester Total		Worcester Total				\$ 13,534,000	\$ 4,814,000	\$ 4,814,000	\$ -	\$ 3,610,500	\$ 1,203,500	\$ -	\$ 4,814,000	\$ -	\$ 4,814,000
Baltimore City	1	Armistead Gardens PK-8 #243 C - Addition/Renovation PSC #30.186	C	F	11/01/20	\$ 42,588,000	\$ 5,000,000	\$ -	\$ -	\$ -	\$ -	\$ -	\$ -	\$ -	\$ -
Baltimore City	2	Maree G. Farring PK-8 #203 C - Addition/Renovation PSC #30.159	C	F	11/01/20	\$ 13,000,000	\$ 2,250,000	\$ -	\$ 1,500,000	\$ -	\$ -	\$ -	\$ -	\$ -	\$ -
Baltimore City	3	Furley Elementary #206 C - Replacement PSC #30.256	C	F	01/01/23	\$ 35,308,000	\$ 5,000,000	\$ -	\$ -	\$ -	\$ -	\$ -	\$ -	\$ -	\$ -
Baltimore City	4	Northeast Middle Building #049 C - Renovation PSC #30.137	C	F	01/01/22	\$ 15,000,000	\$ 5,000,000	\$ -	\$ -	\$ -	\$ -	\$ -	\$ -	\$ -	\$ -
Baltimore City	5	Highlandtown Pk-8 #215 SR - Windows PSC #30.072	C	F	02/01/21	\$ 1,560,000	\$ 1,498,000	\$ -	\$ -	\$ -	\$ -	\$ -	\$ -	\$ -	\$ -



LEA	Priority	NAME	Funding Status	Request Type	Anticipated Bid Date	Total Estimated Project Cost	FY 2022 Request	Net State Funding	Prior Year Funding	IAC Staff Recommendation 12/10/20 New Authorization	IAC Staff Projected Funding Recommendation 3/1/21 New Authorization	IAC Staff Projected Funding Recommendation 5/3/21 New Authorization	Total IAC Staff Projected Recommended New Authorization	IAC Staff Projected Recommended EGRC 22 5/3/21	Preliminary Total IAC Staff Funding Recommendations 5/3/21
Baltimore City	6	Roland Park PreK-8 #233 SR - Boiler PSC #30.072	C	F	02/01/21	\$ 2,600,000	\$ 2,496,000	\$ -	\$ -	\$ -	\$ -	\$ -	\$ -	\$ -	\$ -
Baltimore City	7	Thomas G. Hayes Building #102 SR - VPUs PSC #30.275	C	F	02/01/22	\$ 1,650,000	\$ 1,584,000	\$ -	\$ -	\$ -	\$ -	\$ -	\$ -	\$ -	\$ -
Baltimore City	8	Paul Laurence Dunbar Middle #133 SR - VPUs PSC #30.147	A	F	02/01/22	\$ 3,355,000	\$ 3,221,000	\$ 3,221,000	\$ -	\$ 2,415,750	\$ 483,150	\$ 322,100	\$ 3,221,000	\$ -	\$ 3,221,000
Baltimore City	9	Digital Harbor High #416 SR - Heating/Ventilation/AHUs PSC #30.146	A	F	02/01/22	\$ 1,250,000	\$ 1,200,000	\$ 1,200,000	\$ -	\$ 900,000	\$ 180,000	\$ 120,000	\$ 1,200,000	\$ -	\$ 1,200,000
Baltimore City	10	Edgecombe Circle Elementary #062 SR - Roof/Fire Alarm/Windows/Doors and HVAC PSC #30.199	U	F	02/01/22	\$ 10,145,000	\$ 9,739,000	\$ 9,739,000	\$ -	\$ 7,304,250	\$ 1,460,850	\$ 973,900	\$ 9,739,000	\$ -	\$ 9,739,000
Baltimore City	11	Gwynn Falls Elementary #060 SR - Fire Alarm/Heater PSC #30.261	A	F	02/01/22	\$ 825,000	\$ 792,000	\$ 792,000	\$ -	\$ 594,000	\$ 118,800	\$ 79,200	\$ 792,000	\$ -	\$ 792,000
Baltimore City	12	Yorkwood Elementary #219 SR - Roof/HVAC PSC #30.205	A	F	02/01/22	\$ 8,525,000	\$ 8,184,000	\$ 8,184,000	\$ -	\$ 6,138,000	\$ 1,227,600	\$ 818,400	\$ 8,184,000	\$ -	\$ 8,184,000
Baltimore City	13	Charles Carroll Barrister Elementary #034 SR - HVAC/Fire Alarm PSC #30.018	A	F	02/01/21	\$ 4,050,000	\$ 3,888,000	\$ 3,888,000	\$ -	\$ 2,916,000	\$ 583,200	\$ 388,800	\$ 3,888,000	\$ -	\$ 3,888,000
Baltimore City	14	Thomas Jefferson PreK-8 #232 SR - Fire Alarm/ Windows / Doors / HVAC PSC #30.090	U	F	02/01/21	\$ 5,520,000	\$ 5,299,000	\$ -	\$ -	\$ -	\$ -	\$ -	\$ -	\$ -	\$ -
Baltimore City	15	Garrett Heights PreK-8 #212 SR - Roof/Fire Alarm PSC #30.210	A	F	02/01/21	\$ 1,555,000	\$ 1,493,000	\$ 1,493,000	\$ -	\$ 1,119,750	\$ 223,950	\$ 149,300	\$ 1,493,000	\$ -	\$ 1,493,000
Baltimore City	16	Fallstaff PreK-8 #241 SR - HVAC PSC #30.148	A	F	02/01/21	\$ 4,800,000	\$ 4,608,000	\$ 4,608,000	\$ -	\$ 3,456,000	\$ 691,200	\$ 460,800	\$ 4,608,000	\$ -	\$ 4,608,000
Baltimore City	17	Furman L. Templeton Conversion Charter Elementary #125 SR - Elevator PSC #30.061	D	F	02/01/21	\$ 450,000	\$ 432,000	\$ -	\$ -	\$ -	\$ -	\$ -	\$ -	\$ -	\$ -
Baltimore City	18	Westport Academy PreK-8 #225 SR - Elevator PSC #30.082	B	F	02/01/21	\$ 450,000	\$ 432,000	\$ -	\$ -	\$ -	\$ -	\$ -	\$ -	\$ -	\$ -
Baltimore City	19	Booker T. Washington Building #130 SR - Roof PSC #30.168	D	F	02/01/21	\$ 5,000,000	\$ 4,800,000	\$ -	\$ -	\$ -	\$ -	\$ -	\$ -	\$ -	\$ -



			Funding Status	Request Type	Anticipated Bid Date	Total Estimated Project Cost	FY 2022 Request	Net State Funding	Prior Year Funding	IAC Staff Recommendation 12/10/20 New Authorization	IAC Staff Projected Funding Recommendation 3/1/21 New Authorization	IAC Staff Projected Funding Recommendation 5/3/21 New Authorization	Total IAC Staff Projected Recommended New Authorization	IAC Staff Projected Recommended EGRC 22 5/3/21	Preliminary Total IAC Staff Funding Recommendations 5/3/21
LEA	Priority	NAME													
Baltimore City	20	Hamilton PreK-8 #236 SR - Roof PSC #30.096	U	F	02/01/21	\$ 890,000	\$ 854,000	\$ -	\$ -	\$ -	\$ -	\$ -	\$ -	\$ -	\$ -
Baltimore City	21	Benjamin Franklin High #239 SR - Roof/Elevator/HVAC/Fire Alarm PSC #30.099	D	F	02/01/21	\$ 12,950,000	\$ 12,432,000	\$ -	\$ -	\$ -	\$ -	\$ -	\$ -	\$ -	\$ -
Baltimore City	22	Mount Washington Building #221 SR - Roof PSC #30.268	B	F	02/01/21	\$ 1,193,000	\$ -	\$ -	\$ -	\$ -	\$ -	\$ -	\$ -	\$ -	\$ -
Baltimore City	23	Edmondson High #400 SR - Roof/Windows PSC #30.246	D	F	02/01/21	\$ 10,950,000	\$ 10,512,000	\$ -	\$ -	\$ -	\$ -	\$ -	\$ -	\$ -	\$ -
Baltimore City	24	Liberty Elementary #064 SR - Boilers PSC #30.135	B	F	02/01/21	\$ 900,000	\$ 864,000	\$ -	\$ -	\$ -	\$ -	\$ -	\$ -	\$ -	\$ -
Baltimore City	25	Gardenville Elementary #211 SR - Elevator PSC #30.161	B	F	02/01/22	\$ 450,000	\$ 432,000	\$ -	\$ -	\$ -	\$ -	\$ -	\$ -	\$ -	\$ -
Baltimore City	26	Dr. Nathan A. Pitts-Ashburton PreK-8 #058 SR - HVAC PSC #30.218	B	F	02/01/22	\$ 6,187,000	\$ 5,940,000	\$ -	\$ -	\$ -	\$ -	\$ -	\$ -	\$ -	\$ -
Baltimore City	27	Hampden PreK-8 #055 SR - Elevator PSC #30.030	U	F	02/01/22	\$ 450,000	\$ 432,000	\$ -	\$ -	\$ -	\$ -	\$ -	\$ -	\$ -	\$ -
Baltimore City	28	William Paca Elementary #083 SR - Unit Ventilators/Air Handling Units PSC #30.042	B	F	02/01/22	\$ 4,500,000	\$ 4,320,000	\$ -	\$ -	\$ -	\$ -	\$ -	\$ -	\$ -	\$ -
Baltimore City	29	Francis M. Wood Building #178 SR - Elevator PSC #30.115	B	F	02/01/22	\$ 450,000	\$ 432,000	\$ -	\$ -	\$ -	\$ -	\$ -	\$ -	\$ -	\$ -
Baltimore City	30	Paul Laurence Dunbar High #414 SR - Air Handling Units PSC #30.128	C	F	02/01/22	\$ 1,250,000	\$ 1,200,000	\$ -	\$ -	\$ -	\$ -	\$ -	\$ -	\$ -	\$ -
Baltimore City	31	Morrell Park PreK-8 #220 SR - Elevator PSC #30.149	B	F	02/01/22	\$ 450,000	\$ 432,000	\$ -	\$ -	\$ -	\$ -	\$ -	\$ -	\$ -	\$ -
Baltimore City	32	Mergenthaler Vocational Technical High #410 SR - Elevators PSC #30.226	B	F	02/01/22	\$ 800,000	\$ 768,000	\$ -	\$ -	\$ -	\$ -	\$ -	\$ -	\$ -	\$ -
Baltimore City Total		Baltimore City Total				\$ 199,051,000	\$ 105,534,000	\$ 33,125,000	\$ 1,500,000	\$ 24,843,750	\$ 4,968,750	\$ 3,312,500	\$ 33,125,000	\$ -	\$ 33,125,000
MD School for the Blind	1	Newcomer, Case and Campbell C - Addition/Renovation PSC #25.001	A	F	07/12/17	\$ 45,188,000	\$ 1,622,543	\$ 30,923,434	\$ 29,300,891	\$ 1,622,543	\$ -	\$ -	\$ 1,622,543	\$ -	\$ 1,622,543



			Funding Status	Request Type	Anticipated Bid Date	Total Estimated Project Cost	FY 2022 Request	Net State Funding	Prior Year Funding	IAC Staff Recommendation 12/10/20 New Authorization	IAC Staff Projected Funding Recommendation 3/1/21 New Authorization	IAC Staff Projected Funding Recommendation 5/3/21 New Authorization	Total IAC Staff Projected Recommended New Authorization	IAC Staff Projected Recommended EGRC 22 5/3/21	Preliminary Total IAC Staff Funding Recommendations 5/3/21
LEA	Priority	NAME													
MD School for the Blind Total		MD School for the Blind Total				\$ 45,188,000	\$ 1,622,543	\$ 30,923,434	\$ 29,300,891	\$ 1,622,543	\$ -	\$ -	\$ 1,622,543	\$ -	\$ 1,622,543
									\$ -			\$ 500,000	\$ 500,000	\$ -	\$ 500,000
									\$ -		\$ 4,631,530	\$ 368,470	\$ 5,000,000	\$ -	\$ 5,000,000
Grand Total		Grand Total				\$ 5,473,952,911	\$ 710,439,529	\$ 752,489,738	\$ 323,758,817	\$ 210,000,000	\$ 42,000,000	\$ 28,000,000	\$ 280,000,000	\$ 35,200,818	\$ 315,200,818



**Item IV. Carroll County - Winfield Elementary PSC #06.023.20 SR - Mechanical Contract Termination**

---

**Motion:**

---

To approve the termination of the contract awarded to Towson Mechanical for the Systemic Renovation project at Winfield Elementary (06.023.20 SR - Mechanical) and revisions to the State participation based on the percentage of contract completed.

**Background Information:**

---

On July 9, 2019, the IAC approved a contract between Carroll County Public Schools (CCPS) and Towson Mechanical, Inc. in the amount of \$5,466,000 for the Systematic Renovation - Mechanical project at Winfield Elementary (PSC #06.023.20 SR - Mechanical). CCPS has terminated the contract for convenience effective July 8, 2020. The contract termination occurred after 68% of the work was completed and the State has expended \$3,166,411. The cost of the contractual work completed is \$3,900,237 the revised State participation in the contract is \$2,199,038 and the revised local participation is \$1,701,200. The State will retain the allocation of \$967,373 in the project for an additional contract to complete the work.

CCPS intends to include the uncompleted scope of the mechanical project with the fiscal year 2021 approved roof project at Winfield Elementary (PSC #06.023.12/13/14 SR - Roof).

Staff recommends IAC approval of the contract termination and the revised State participation in the mechanical project.



### Contract Termination Calculation

Initial Contract Costs		<u>Commentary</u>
Local Funds	\$2,299,589	
State Funds	\$3,166,411	
Total	\$5,466,000	
Contract Costs at Termination		68% of the project was complete at termination; completed work included \$173,055 in change order fees. LEA is responsible for all change orders.
Scheduled Value	\$5,746,744	
Completed Work	\$3,900,237	
Outstanding Contract Value	\$1,846,507	Revised State funds calculation is based on 58% of the completed contract fees, excluding change orders.
Completed Contract Costs		
Revised Local Funds	\$1,741,110	
Revised State Funds	\$2,159,127	Remaining State allocation for new contract.
Total	\$3,900,237	
Balance of State Allocation	\$1,007,284	

State cost share percentage is 58%.

68% of the project was complete at termination; completed work included \$173,055 in change order fees. LEA is responsible for all change orders.

Revised State funds calculation is based on 58% of the completed contract fees, excluding change orders.

Remaining State allocation for new contract.



**Item V. Baltimore City E15M HVAC Status Report**

---

**Motion:**

This item is informational and does not require IAC action.

**Background Information:**

Please see attached table: Baltimore City E15M HVAC Status Report.



