

**IAC MEETING AGENDA**  
**Thursday, April 29, 2021**  
Virtual Meeting  
9:00 a.m.

<b>7</b> FY19 Nonpublic Aging Schools & FY19 Nonpublic School Safety Improvements – Deadline Extension Requests	Fred Mason, School Facilities Branch Chief	332-334 *
<b>8</b> Supplemental Information Report	Fred Mason, School Facilities Branch Chief	335-345
<b>9</b> Legislative Update	Cassandra Viscarra, Chief of Staff	346-347

## **DRAFT Meeting Minutes – March 11, 2021**

### **Call to Order:**

Dr. Karen Salmon called the video-conference meeting of the Interagency Commission on School Construction to order at 9:01 a.m.

### **Members in Attendance:**

Dr. Karen Salmon, State Superintendent of Schools, Chair  
Denise Avara, Appointee of the Governor  
Linda Eberhart, Appointee of the Speaker of the House  
Clarence Felder, Designee for Secretary Ellington Churchill, Maryland Department of General Services  
Brian Gibbons, Appointee of the Speaker of the House  
Edward Kasemeyer, Appointee of the President of the Senate  
Gloria Lawlah, Appointee of the President of the Senate  
Dick Lombardo, Appointee of the Governor  
Secretary Robert S. McCord, Maryland Department of Planning

### **Members Not in Attendance:**

None

### **Public Comment:**

There was no public comment.

### **IAC Correspondence:**

Wicomico County submitted written testimony to the Chair and Members of the IAC regarding their Capital Improvement Program allocations and their needs for further funding from the Built to Learn Act of 2020.

**1. Consent Agenda – [Motion Carried]**

Upon a motion from Mr. Gibbons and a second by Mr. Lombardo, the IAC voted unanimously to approve the consent agenda.

**A. Approval of the February 11, 2021 Minutes**

To approve the minutes of the February 11, 2021 Interagency Commission on School Construction Meeting.

**B. Summary of Contract Awards**

To approve contract procurement as presented.

**C. Approval of Revisions to Previously Approved Contracts**

To approve the revisions to previously approved contract awards to accurately reflect the adjusted reversion amounts as presented.

**D. Project Closeouts**

To approve the final State project costs as presented and to remove the projects from the active project detailed financial report.

**E. Approval of Change Orders**

The presented statistical information is for Change Order Letters dated February 08, 2021 to be included in the March 4, 2021 Outgoing Agenda for IAC Meeting approval of Contracts & Items, with an approval date of March 11, 2021. This item is informational and does not require IAC Action.

**F. Amendment to January 14, 2021 Minutes**

To revise the January 14th, 2021 Minutes Executive Session language to include: "The IAC discussed the performance evaluation of an employee."

**2. IAC Impact of the Built to Learn Act of 2020 – [Informational Only]**

Cassandra Viscarra, Program Support Manager for the IAC, delivered a presentation on the Built to Learn Act, which recently took effect, with a brief overview on the portions of the bill that impact IAC Operations and Programs.

The bill allows the Maryland Stadium Authority to sell bonds of up to \$2.2 Billion to fund Public School Construction. The amount actually sold will be dependent upon the cash available each year for debt service. Statute does require that certain LEAs receive specific percentages of the revenue, which can be found on page 29 of the Agenda. The program will be governed by an MOU between the IAC and MSA.

The IAC is required to approve Built to Learn Act funding allocations on a rolling basis, as opposed to annual allocations. The first projects that are to receive this rolling funding should be CIP "B" status projects. This funding cannot reimburse a facility that has already been completed, but can reimburse projects that began after June 1, 2020.

Cassandra described other provisions of the legislation, including revisions to the Enrollment Growth and Relocatable Classroom Program threshold, provision for a Public Private Partnership agreement in Prince George's County, an evaluation of the life cycle costs of public school facilities, and the adoption of a Computerized Maintenance Management System by the IAC.

Lastly, Cassandra explained impacts on some of the IAC's ongoing programs and Workgroups, such as the Assessment and Funding Workgroup deadlines, the extension of the Healthy School Facility Fund Program, the development of a CTE program with apprenticeships in school building maintenance, and the creation of the Public School Facilities Priority fund. The Priority Fund uses the results of the Statewide Facilities Assessment to address facilities with the highest needs. This program will be allocated \$40 Million per year in FY25 and FY26, and will be allocated \$80 Million every year after.

### **3. Adoption of Proposed COMAR Revisions, Including FY23 and FY24 State Cost Shares – [Motion Carried]\***

Before the Item was presented, IAC Member Linda Eberhart expressed three points of concern with the item: 1) LEA comments had not yet been received at the time of presentation of the proposal to the IAC, 2) the priorities of the President of the Senate and House Speaker during this session are not yet fully known, and 3) the pandemic is changing rapidly, and waiting another month will provide a clearer outlook. Dr. Salmon clarified that this would only advance a proposal of changes, and that this would only begin the process of notice and comment before any amendment of the Code of Maryland Regulations (COMAR). Director Gorrell further clarified that adoption of the item would begin the Public Review process, and that feedback would be provided to the IAC before final adoption and implementation.

Cassandra Viscarra highlighted the proposed revisions in the item, which were designed to comply with the Built to Learn Act of 2020, and include the proposed new State Cost shares as calculated by the formula in COMAR 14.39.02.05.

The primary proposed change is to modify regulations to allow funding of planning and design as required by the Built to Learn Act of 2020. IAC Staff wanted to maximize LEA flexibility, so instead of replacing the locally-funded design option, we have added to it a state-funded design option. IAC staff added the requirements for planning and design funding approval, found in section B1. Page 47 includes minor changes to cross-references, and page 49 includes further clarifications to allow for design funding. Page 51 lays out the allocation for planning and design funding, which cannot exceed 10% of the anticipated eligible project amount. The regulation also modified the current eligible and ineligible expenditures to make design and planning expenses eligible for State funding. Other modifications include updates to cross-references and minor technical changes.

Deputy Director of Administration, Kim Spivey presented proposed FY 2023 and FY 2024 State and Local Cost Shares for each county. Kim briefly described the factors used in the State formula, in accordance with COMAR 14.39.02.05. Overall, the proposed State cost shares include 8 LEAs with an increase in their State Cost Share, 11 counties that stay the same, and 5 counties that see a decrease. No LEA will receive more than a 5% reduction in their State Cost Share per year, as required by COMAR.

Members expressed strong concern with some calculated reductions, including the 9% decrease over two years for Baltimore City. Chair Salmon noted that we have historically deferred decreases in State Cost Share, and have been advised that changes in the Built to Learn Act of 2020 block the IAC's ability to modify the calculated cost shares to hold harmless LEAs that would experience a decrease. Deputy Director Spivey noted that last time the State and Local Cost Share was calculated, there was a 10% Tier 1 County add-on for Baltimore City based on the unemployment and median household criteria thresholds, whereas this year there was only a 5% Tier 1 County add-on for Baltimore City based on median household criteria.

Members further discussed the implications of the State Cost share adoption and expressed hesitation to act without additional information. Secretary McCord noted that other provisions noted in the proposed regulatory changes could be approved for submission to the Division of State Documents, while adoption of the State cost shares could be postponed. Members agreed to postpone adoption of the State Cost share and directed staff to return to the April meeting with additional information and options. The members modified the staff proposed motion to exclude adoption of proposed amendments to COMAR 14.39.02.05.

Upon a motion from Ms. Lawlah and a second by Ms. Eberhart, the IAC voted unanimously to approve and amended motion to approve a proposed COMAR change to:

1. recodify existing regulations 14.39.02.08, .09, .13, .16, .19, and .21—.30 to be Regulations 14.39.02.09, .10, .14, .17, .20, and .22—.31, respectively, and
2. to approve amendments to COMAR 14.39.02.03, ~~.05\*~~, .06,
3. to amend and recodify existing regulations 14.39.02.10, .11, .12, .14, .15, .17, .18, and .20, to be Regulations 14.39.02.11, .12, .13, .15, .16, .18, .19, and .21, respectively, and
4. adopt new Regulation 14.39.02.08 Early Planning and Design Funding Allocation, and
5. to authorize staff to make additional technical edits as necessary.

Secretary McCord suggested that IAC Staff examine a county by county cost per pupil comparison in funding and include this research in future information presented to the IAC.

**\*Indicates changes to the motion from Staff recommended language included in the agenda publication.**

#### **4. Washington County Public Schools Amendment to the Approved State FY 2021 Capital Improvement Program (CIP) – [Motion Carried]**

Arabia Davis, Funding Programs Manager for the IAC, presented amendments to the FY21 Capital Improvement Program (CIP) allocations for Washington County Public Schools (WCPS) for the Western Heights Middle roof project, and the North Hagerstown High chiller project. WCPS has requested that the IAC allow \$736,000 in State FY 2021 funding originally allocated but not needed to complete the Western Heights Middle School Roof replacement project to be transferred to fully fund a revised State share on the North Hagerstown High School Chiller replacement project. The realignment of funding in WCPS FY 2021 CIP is needed to avoid the chiller project from being deferred due to lack of available local funding.

Director Gorrell mentioned that this follows what IAC staff have encouraged in Baltimore City, which is to be able to shift money from prior allocations to keep important projects moving. As such, IAC Staff is in support of the proposed amendments.

Upon a motion from Ms. Lawlah and a second by Ms. Eberhart, the IAC voted unanimously to approve an amendment to the Washington County Public School's (WCPS) FY 2021 CIP project allocations for the:

1. Western Heights Middle School roof replacement project decreasing the allocation from \$1,873,000 to \$1,051,000;
2. North Hagerstown High School chiller replacement project increasing the allocation from \$711,000 to \$1,447,000, and;
3. Revert \$86,000 to the reserved appropriation account for WCPS.

#### **5. Nonpublic Project Approvals and Allocations**

Fred Mason, School Facilities Branch Chief, presented nonpublic project approvals and allocations items to the IAC.

##### **A. Nonpublic Schools Safety Grants Program – FY 2021 Project Approvals and Allocations – [Motion Carried]**

Branch Chief Mason presented the proposed FY21 allocations for the Nonpublic Schools Safety Grant Program, totaling \$3,496,260. The Nonpublic School Safety Grant Program, jointly administered by the Maryland State Department of Education (MSDE) and the Interagency Commission on School Construction (IAC), provides grants for nonpublic schools to renovate and improve school facilities for safety improvements. Nonpublic schools participating in MSDE's Aid to Nonpublic Schools Textbook Loan Program are eligible for the grants. Facilities must be 16 years or more of age.

A nonpublic school meeting the basic requirements may receive a minimum grant of \$5,000, with a maximum grant of \$65 per student for schools where less than 20% of the students are eligible for free and reduced price meal programs, or a maximum grant of \$85 per student where more than 20% of the students are eligible for free and reduced price meal programs.

Mr. Lombardo asked if the several hundred schools eligible for these grants are monitored to verify the expenditures are being implemented accordingly. Mr. Mason clarified that while there is no physical examination, there is an extensive review process which includes proof that they paid their contractors for the completion of the work before the reimbursements are improved. Ms. Eberhart asked if the schools that qualify via the Textbook Loan Program adhere to the anti-discrimination assurances as required under the Textbook Loan Program, and Mr. Mason confirmed that all comply.

Upon a motion from Mr. Lombardo and a second by Mr. Gibbons, the IAC members voted unanimously to approve FY 2021 Nonpublic Schools Safety Grants Program project allocations as presented, totaling \$3,496,260.

**B. Nonpublic Aging Schools Program – FY 2021 Project Approvals and Allocations – [Motion Carried]**

Fred presented the FY21 allocations for the Nonpublic Aging Schools Program (NASP), totaling \$3,499,578. The NASP provides grants of general obligation bond proceeds to nonpublic schools to renovate and improve school facilities. These grants provide funds for projects in buildings at least 16 years of age that would have been eligible under the Aging Schools Program if they were public schools. Nonpublic schools participating in MSDE's Aid to Nonpublic Schools Textbook Loan Program are eligible for the grants. Also, eligible are nonpublic schools serving students with disabilities through the Nonpublic Placement Program, R00A02.07 Subprogram 076.

A nonpublic school meeting basic requirements may receive a minimum grant of \$5,000. The amount of the actual grant is based on additional criteria: Tuition is less than the Statewide average per pupil expenditure for public schools; At least 20% of the students are eligible for free and reduced price meal programs; The school facility has an average age of 50 years or more. The statutory maximum funding level for schools meeting one criterion is \$25,000; for two additional criteria, the maximum allocation is \$75,000; and for three additional criteria the maximum grant amount is \$100,000. Due to the large number of qualified applicants, the actual allocations are pro-rated. The funding levels are \$7,641, \$22,923, and \$30,564.

Ms. Eberhart asked the same question as asked in the prior item, regarding anti-discrimination assurances as required under the Textbook Loan Program. Mr. Mason again confirmed that these schools all comply. Secretary McCord mentioned that there is a need for enrollment data for nonpublic schools for planning purposes. Mr. Mason noted that IAC staff receive enrollment information as part of the NASP application process, but only for schools that apply for the funding. IAC staff do not have information relating to enrollments at other nonpublic schools.

Upon a motion from Mr. Felder and a second by Secretary McCord, the IAC Members voted unanimously to approve FY 2021 Senator James E. "Ed" DeGrange Nonpublic Aging Schools Program project allocations as presented, totaling \$3,499,578.

**6. Baltimore City Roland Park PK-8 Approval COMAR Waiver and Allocation of Emergency Planning Funding – [Motion Carried]**

Jamie Bridges, Regional Facilities Manager for Baltimore City, presented an approval of a COMAR waiver and a transfer of \$76,800 for emergency structural repair funding at Roland Park PK-8.

The structural issues at Roland Park PK-8 #233 have been clear to Baltimore City Public Schools (City Schools) and to State maintenance inspectors since at least 2015, when State inspectors observed and documented them. City Schools included a structural investigation and repair project as priority #37 in its FY 2020 CIP request, as priority #27 in its FY 2021 request and as priority #6 in its FY 2022 CIP request — submitted in October 2020. Each time, the project has been deferred due to insufficient scope development. Without a detailed structural investigation with potential solutions and budgets identified prior to allocation of state funds for construction, the risk is high that the estimated requested state allocation will not be sufficient to complete the scope and that the project will need to be cancelled. Any such cancellation and reversion of funds would come at a financial cost (due to construction-cost escalation) to the State and to City Schools. It would also come at an educational cost to the students. In light of this, IAC staff support and recommend the approval of emergency funds for design.

Upon a motion from Ms. Lawlah and a second from Mr. Lombardo, the IAC voted unanimously to approve:

1. the waiver of COMAR 14.39.02.11C, as requested by Baltimore City Public Schools and approved by the Assistant Attorney General for legal sufficiency, so that design funding will be an eligible expense for an emergency structural repair project at Roland Park PK-8; and
2. the transfer of \$76,800 from the Emergency Repair Fund to establish an allocation for professional design services for early planning for an emergency structural repair project at the Roland Park PK-8.

**7. Baltimore City Public Schools — Cancellation of FY 2020 Southside Building #181 Healthy School Facility Fund (HSFF) Project – [Motion Carried]**

Jamie Bridges, Regional Facilities Manager for Baltimore City, presented the cancellation of the Baltimore City Public Schools FY 2020 Healthy School Facility Fund (HSFF) vertical packaged air conditioning units at Southside Building #181, and the transfer of the project allocation for this project for reallocation to other eligible projects under the HSFF.

The Healthy School Facility Fund (HSFF) Administrative Procedures Guide requires project allocations uncontracted after final reimbursement of an approved project to be transferred back to the Fund and reserved for reallocation to other eligible HSFF projects in the state. Per the submitted letter dated November 19, 2020, City Schools requested the cancellation of the one FY 2020 HSFF project because City Schools does not intend to complete the project.

At the January 14, 2021 meeting of the IAC, a motion to approve the request to cancel the project was postponed and more information on the project and the building were requested. In particular, members wanted to know that school #181 is safe, if the VPU project at school #181 could be completed, and of City Schools' long-term plan for school #181. City Schools provided immediate assurance that school #181 is safe, and in particular, that the fire alarm is operational. Since then, staff confirmed that City Schools does not intend to complete the project. Staff recommends approval of the request to cancel the FY 2020 Healthy School Facility Fund project — the installation of VPUs at the Southside Building #181 — and to transfer the project allocation of \$896,682 as detailed in the motion.

Upon a motion from Mr. Kasemeyer and a second from Mr. Lombardo, the motion to approve the cancellation of the Baltimore City Public Schools FY 2020 Healthy School Facility Fund (HSFF) vertical packaged air conditioning units project at Southside Building #181, and the transfer of the project allocation

of \$896,682 to the Healthy School Facility Fund for reallocation to other eligible Healthy School Facility Fund projects in the State was approved unanimously.

Dr. Salmon expressed that after her visit to this facility, she is happy that this facility is being reviewed and brought before the IAC, but hopes that Baltimore City staff are still seeking a better solution for this facility than is currently available.

**8. Baltimore City E15M HVAC Project Status Report – [Informational Only]**

Jamie Bridges, Regional Facilities Manager, presented a status report on the Baltimore City E15M HVAC allocation. Jamie noted that 12 of the 19 projects are operational, 2 projects are more than two months behind schedule, 4 projects are just about on schedule, and 1 project is five months ahead of schedule. Jamie also reported that, to date, \$13.5 million (about 90%) of the program funds have been contracted, and \$7.1 million (close to 50%) have been expended. Secretary McCord expressed admiration for the amount of work that Baltimore City has put into these projects.

In closing remarks, Chair Salmon stated that she had recently been in St. Mary's County, touring Green Holly Elementary School, and got to see the new standing seam metal roof with a 30-50 year lifespan. Chair Salmon observed that not only does it look beautiful, but it is great to see the work of the IAC coming to fruition with Total Cost of Ownership being taken into consideration. Lastly, Dr. Salmon noted that there were two women construction workers who worked on that roof, and she was pleased to hear about the diversity initiatives on behalf of the construction crew.

**Adjournment:**

Upon a motion from Secretary McCord and a second from Mr. Gibbons, the IAC members voted unanimously to conclude the meeting at 10:31 a.m.

**Item I. B. - SUMMARY OF CONTRACT AWARDS****Motion: To approve contract procurement as noted below.****The IAC staff has reviewed the contract procurement for the following State approved projects and recommends IAC approval.**

		<u>Bid Opening</u>	<u>Total Contract</u>	<u>State Funds</u>	<u>Local Funds</u>
<b><u>Allegany County</u></b>					
1.	Center for Career & Technical Education PSC #01.027.20/21 SR Systemic Renovation - Roof Replacement 1 - Hite Roofing	12/07/2020	<b>\$1,315,000</b> \$1,315,000	\$1,134,750	\$180,250
<b><u>Anne Arundel County</u></b>					
2.	North County High PSC #02.054.22 SR Systemic Renovation - HVAC Replacement 1 - Phillips Way, Inc.	02/14/2020	<b>\$25,373,000</b> \$25,373,000	\$0	\$25,373,000
3.	North County High PSC #02.054.22 SR Systemic Renovation - TIMS Phillips Way, Inc.	03/18/2020	<b>\$125,000</b> \$125,000	\$0	\$125,000
4.	Arundel Middle PSC #02.057.19 LPC Construction - Addition 2 - Electrical Automation Services		<b>\$134,610</b> \$134,610	\$0	\$134,610
<b><u>Calvert County</u></b>					
5.	Southern Middle PSC #04.009.13 EEI 14/21 SR Systemic Renovation - HVAC 1 - W.L. Gary Company	02/17/2021	<b>\$4,208,500</b> \$4,208,500	\$1,666,000	\$2,542,500
<b><u>Dorchester County</u></b>					
6.	Sandy Hill Elementary PSC #09.001.19 SSGP Systemic Renovation - Security Communications 1 - Motorola	05/03/2019	<b>\$9,148</b> \$9,148	\$9,148	\$0
7.	Vienna Elementary PSC #09.005.19 SSGP Systemic Renovation - Security Communications 1 - Motorola	05/03/2019	<b>\$9,148</b> \$9,148	\$9,148	\$0

**Item I. B. - SUMMARY OF CONTRACT AWARDS - Cont'd**

		<u>Bid Opening</u>	<u>Total Contract</u>	<u>State Funds</u>	<u>Local Funds</u>
<b><u>Dorchester County - Cont'd</u></b>					
8.	Dorchester Career and Technology Center PSC #09.008.19 SSGP Systemic Renovation - Access Controls 1 - Ark Systems	07/11/2019	<b>\$45,373</b> \$45,373	\$29,640	\$15,733
9.	New Directions Learning Academy PSC #09.008.19 SSGP Systemic Renovation - Security Communications 1 - Motorola	05/03/2019	<b>\$9,148</b> \$9,148	\$9,148	\$0
10.	Cambridge South Dorchester High PSC #09.009.19 SSGP Systemic Renovation - Security Communications 1 - Motorola	05/03/2019	<b>\$9,148</b> \$9,148	\$9,148	\$0
11.	Cambridge/South Dorchester High PSC #09.009.19 SSGP Systemic Renovation - Access Control 1 - Ark Systems	07/01/2019	<b>\$22,876</b> \$22,876	\$17,386	\$5,490
12.	Maple Elementary PSC #09.010.19 SSGP Systemic Renovation - Security Communications 1 - Motorola	05/03/2019	<b>\$9,148</b> \$9,148	\$9,148	\$0
13.	Warwick Elementary PSC #09.011.19 SSGP Systemic Renovation - Security Communications 1 - Motorola	05/03/2019	<b>\$9,148</b> \$9,148	\$9,148	\$0
14.	South Dorchester PK-8 PSC #09.012.19 SSGP Systemic Renovation - Security Communications 1 - Motorola	05/03/2019	<b>\$9,148</b> \$9,148	\$9,148	\$0
15.	Hurlock Elementary PSC #09.014.19 SSP Systemic Renovation - Security Communication 1 - Motorola	05/03/2019	<b>\$9,148</b> \$9,148	\$9,148	\$0
16.	Mace's Lane Middle PSC #09.015.19 SSGP Systemic Renovation - Security Communications 1 - Motorola	05/03/2019	<b>\$9,148</b> \$9,148	\$9,148	\$0

**Item I. B. - SUMMARY OF CONTRACT AWARDS - Cont'd**

		<u>Bid Opening</u>	<u>Total Contract</u>	<u>State Funds</u>	<u>Local Funds</u>
<b><u>Dorchester County - Cont'd</u></b>					
17.	Mace's Lane Middle PSC #09.015.19 SSGP Systemic Renovation - Access Control 1 - Ark Systems	07/01/2019	<b>\$25,240</b> \$25,240	\$25,240	\$0
18.	Choptank Elementary PSC #09.016.19 SSGP Systemic Renovation - Security Communications 1 - Motorola	05/03/2019	<b>\$9,148</b> \$9,148	\$9,148	\$0
19.	Choptank Elementary PSC #09.016.19 SSGP Systemic Renovation - Access Control 1 - Ark Systems	07/01/2019	<b>\$23,763</b> \$23,763	\$23,763	\$0
20.	Judy Hoyer Center PSC #09.017.19 SSGP Systemic Renovation - Security Communications 1 - Motorola		<b>\$9,148</b> \$9,148	\$9,148	\$0
21.	New Dorchester Career & Technology Center PSC #09.018.19 SSGP Systemic Renovation - Security Communication 1 - Motorola	05/03/2019	<b>\$9,148</b> \$9,148	\$9,148	\$0
22.	North Dorchester Middle PSC #09.019.19 SSGP Systemic Renovation - Security Communications 1 - Motorola	05/03/2019	<b>\$9,148</b> \$9,148	\$9,148	\$0
23.	North Dorchester Middle PSC #09.019.19 SSGP Systemic Renovation - Access Control 1 - Ark Systems	07/01/2019	<b>\$25,559</b> \$25,559	\$22,925	\$2,634
<b><u>DorchesterCounty</u></b>					
24.	North Dorchester High PSC #09.013.19 SSGP Systemic Renovation - Security Communications 1 - Motorola	05/03/2019	<b>\$9,148</b> \$9,148	\$9,148	\$0
<b><u>Frederick County</u></b>					
25.	Walkersville High PSC #10.012.21 ASP Systemic Renovation - Auditorium Seating 1 - Irwin Seating Company	11/13/2020	<b>\$181,268</b> \$181,268	\$181,268	\$0

**Item I. B. - SUMMARY OF CONTRACT AWARDS - Cont'd**

		<u>Bid Opening</u>	<u>Total Contract</u>	<u>State Funds</u>	<u>Local Funds</u>
<b><u>Frederick County - Cont'd</u></b>					
26.	Blue Heron PSC #10.081.21 LPC New - Contract #3 (1 Contract) CM - Oak Contracting, Inc.	01/09/2019	<b>\$735,000</b> \$735,000	\$0	\$735,000
27.	Blue Heron PSC #10.081.21 LPC New - E-rate 1 - Comcast Business Communications, LLC	02/26/2020	<b>\$95,000</b> \$95,000	\$9,500	\$85,500
<b><u>Montgomery County</u></b>					
28.	Montgomery Knolls Elementary PSC #15.088.20 SR Systemic Renovation - HVAC 1 - Buch Construction Inc.	01/09/2019	<b>\$2,557,635</b> \$2,557,635	\$562,000	\$1,995,635
29.	Damascus Elementary PSC #15.103.19 SSGP Systemic Renovation - Security Vestibule 1 - Buch Construction, Inc.	09/17/2020	<b>\$1,062,169</b> \$1,062,169	\$211,650	\$850,519
30.	Walt Whitman High PSC #15.134.21 EGRC EGRC NM Construction - Addition-Renovation 1 - Keller Brothers Inc.	10/24/2019	<b>\$20,754,600</b> \$20,754,600	\$5,803,735	\$14,950,865
31.	Oakland Terrace Elementary PSC #15.140.19 SR Systemic Renovation - HVAC 1 - Mallick Mechanical Inc.	01/04/2021	<b>\$3,750,000</b> \$3,750,000	\$599,000	\$3,151,000
<b><u>Prince George's County</u></b>					
32.	Dwight D. Eisenhower PSC #16.008.19 SR Systemic Renovation - HVAC; Windows & Doors 1 - General & Mechanical Services 2 - The Matthews Group, Inc.	04/02/2019 10/18/2020	<b>\$1,406,969</b> \$129,959 \$1,277,010	\$928,879	\$478,090
<b><u>St. Mary's County</u></b>					
33.	Dynard Elementary PSC #18.024.21 SR Systemic Renovation - Roof Replacement/ HVAC 1 - Paramount Mechanical Corp.	02/08/2021	<b>\$5,842,000</b> \$5,842,000	\$3,388,360	\$2,453,640
<b><u>St. May's County</u></b>					

**Item I. B. - SUMMARY OF CONTRACT AWARDS - Cont'd**

		<b><u>Bid Opening</u></b>	<b><u>Total Contract</u></b>	<b><u>State Funds</u></b>	<b><u>Local Funds</u></b>
<b><u>St. May's County - Cont'd</u></b>					
34.	Green Holly Elementary PSC #18.022.10/13/20/21 EEI SR Systemic Renovation - HVAC/Switchgear 1 - W.L. Gary Co., Inc.	02/05/2021	<b>\$5,666,000</b> \$5,666,000	\$2,258,000	\$3,408,000
<b><u>Washington County</u></b>					
35.	North Hagerstown High PSC #21.024.21 SR Systemic Renovation - Chiller Replacement 1 - Edward Kocharian & Co., Inc.		<b>\$1,831,425</b> \$1,831,425	\$1,446,826	\$384,599

**Item I. B. - SUMMARY OF CONTRACT AWARDS - Cont'd**

		<u>Bid Opening</u>	<u>Total Contract</u>	<u>State Funds</u>	<u>Local Funds</u>
<b><u>Baltimore City</u></b>					
36.	#125 Furman L. Templeton Elementary PSC #30.061.19 SR Systemic Renovation - Elevator 1 - Nichols Contracting, Inc.	01/28/2021	<b>\$337,880</b> \$337,880	\$314,228	\$23,652
37.	#241 Fallstaff PK-8 PSC #30.148.15/20 SR Systemic Renovation - Fire Safety 1 - QSS International, Inc.	01/28/2021	<b>\$299,500</b> \$299,500	\$278,535	\$20,965
38.	#407 Western High PSC #30.227.15/20 Construction - Pool 1 - A.R. Marani, Inc.	01/28/2021	<b>\$2,675,036</b> \$2,675,036	\$2,021,820	\$653,216
<b>Summary Totals</b>					
<b>Total Projects: 38</b>		<b>Total Contracts: 39</b>	<b>\$78,621,475</b>	<b>\$21,051,577</b>	<b>\$57,569,898</b>

## APPROVAL OF CONTRACTS

LEA: Allegany County

PSC No. 01.027.20/21 SR

Project Name: Center for Career & Technical Education

Bid Opening: 12/07/20

Project Type: Systemic Renovation

Scope of Work: Roof Replacement

Basis for Award of Contract: base bid

Basis of Funding: 89% of eligible base bid, up to maximum allocation

Local Funds: \$180,250

State Funds: \$1,134,750

Total Contract: \$1,315,000

State Contingency for Change Orders: 0

Transfer State Funds:	Account No.	Amount
Decrease Project Allocation:		<u>\$0</u>
Increase LEA Reserved Appropriation:		<u>\$0</u>
Decrease LEA Reserved Appropriation:		<u>\$0</u>
Increase Project Allocation:		<u>\$0</u>

<u>Contract #</u>	<u>Contractor</u>	<u>Total Contract</u>
1	Hite Roofing	<u>\$1,315,000</u>
		<u><b>\$1,315,000</b></u>

Notes: (1) Phase I - Replacement of the entire 55,000 sf 1992 EPDM roof.

(2) Prevailing wage rates apply to this contract.

(3) Apparent Low Bidder did not meet the minimum qualifications as specified by the project.

(4) All change orders are Local responsibility; change orders are not required to be submitted to the State for review. Final State funding is evaluated at the time of project Close-Out.

IAC Approval Date: \_\_\_\_\_



**BID TABULATION**  
**Allegany County Board of Education**  
**Center for Career & Technology Education - Roof Replacement**  
**BFM Project No. 1709008**

**Addenda Issued:**

**November 18, 2020**  
**November 24, 2020**

***Bid Opening: December 7, 2020 @ 11:00 AM***

BIDDER	BASE BID	UP No. 1 - Replace Deteriorated Metal Roof Deck	UP No. 2 - Patch & Repair Metal Deck	UP No. 3 - Pressure Treated Lumber	UP No. 4 - Zurn ZA100-C-EA-R Roof Drains	UP No. 5 - Schedule 40 PVC Pipe w/ Insulation	UP No. 6 - Schedule 40 PVC Cleanouts	UP No. 7 - Schedule 40 'Y' Connectors	UP No. 8 - Masonry Re-Pointing	BID BOND	Affidavit of Qualification to Bid	MBE	Acknowledge Receipt of Addenda
AAR	\$1,720,000	\$15.00	\$10.00	\$6.00	\$1,265.00	\$35.20	\$176.00	\$185.00	\$200.00	X	X	X	X
Cole Roofing	\$2,282,800	\$10.00	\$10.00	\$3.50	\$950.00	\$10.00	\$35.00	\$85.00	\$38.00	X	X	X	X
D Project Inc.	\$1,049,220	\$3.00	\$3.00	\$2.50	\$650.00	\$11.00	\$12.00	\$16.00	\$12.00	X	X	X	X
Hite Roofing	\$1,315,000.00	\$5.00	\$1.00	\$0.50	\$200.00	\$2.20	\$5.14	\$7.56	\$4.00	X	X	X	X
Taggart Brown Assoc	\$2,358,582.73	\$10.07	\$4.77	\$4.24	\$897.86	\$2.33	\$5.45	\$8.01	\$5.50	X	X	X	X

## APPROVAL OF CONTRACTS

LEA: Anne Arundel County

PSC No. 02.054.22 SR

Project Name: North County High

Bid Opening: 2/14/2020

Project Type: Systemic Renovation

Scope of Work: HVAC Replacement

Basis for Award of Contract: base bid plus.alternates #1-#6

Basis of Funding: 50% of eligible base bid plus.alternates #1-#6

Local Funds: \$25,373,000

State Funds: \$0

Total Contract: \$25,373,000

State Contingency for Change Orders: \$0

Transfer State Funds:	Account No.	Amount
Decrease Project Allocation:		<u>\$0</u>
Increase LEA Reserved Appropriation:		<u>\$0</u>
Decrease LEA Reserved Appropriation:		<u>\$0</u>
Increase Project Allocation:		<u>\$0</u>

<u>Contract #</u>	<u>Contractor</u>	<u>Total Contract</u>
1	Phillips Way, Inc.	<u>\$25,373,000</u>
		<u><b>\$25,373,000</b></u>

**Notes:** (1) Replacement of the HVAC system and controls and install a fire alarm system.  
(2) Prevailing wage rates apply to this contract.  
(3) All change orders are Local responsibility; change orders are not required to be submitted to the State for review. Final state funding is evaluated at the time of close-out.  
(4) Total contract with Phillips Way, Inc. is \$25,373,000, which includes TIMS work at North County High.  
(5) Project eligible for funding in future fiscal year.

**IAC Approval Date:**


---

# 20CN-109 HVAC REPLACEMENT AT NORTH COUNTY HIGH SCHOOL


BID OPENING

FRI., 2/14/20 @ 2:00

CONTRACTOR	Phillips Way	Towson		
BASE BID	22,766,000.	23,100,000		
ALTERNATE NO. 1	153,000	127,000		
ALTERNATE NO. 2	125,000	134,000		
ALTERNATE NO. 3	500,000	650,000		
ALTERNATE NO. 4	1,447,000	1,623,000		
ALTERNATE NO. 5	242,000	270,000		
ALTERNATE NO. 6	140,000	154,000		
TOTAL BID AMOUNT				
CONTRACTOR				
BASE BID				
ALTERNATE NO. 1				
ALTERNATE NO. 2				
ALTERNATE NO. 3				
ALTERNATE NO. 4				
ALTERNATE NO. 5				
ALTERNATE NO. 6				
TOTAL BID AMOUNT				

  
 OPENED BY: MARLENE MUELLER

IAC MEETING 04/29/2019

  
 RECORDED BY: JOYCE FERRELL

## APPROVAL OF CONTRACTS

LEA: Anne Arundel County

PSC No. 02.054.22 SR

Project Name: North County High

Bid Opening: 02/14/2020

Project Type: Systemic Renovation

Scope of Work: TIMS

Basis for Award of Contract: alternate #2

Basis of Funding: 50% of alternate 2

Local Funds: \$125,000

State Funds: \$0

Total Contract: \$125,000

State Contingency for Change Orders: 0

Transfer State Funds:	Account No.	Amount
Decrease Project Allocation:		<u>\$0</u>
Increase LEA Reserved Appropriation:		<u>\$0</u>
Decrease LEA Reserved Appropriation:		<u>\$0</u>
Increase Project Allocation:		<u>\$0</u>

<u>Contract #</u>	<u>Contractor</u>	<u>Total Contract</u>
	Phillips Way, Inc.	<u>\$125,000</u>
		<u><b>\$125,000</b></u>

**Notes:** (1) Installation of an electrical upgrade to support the FY 02 Technology in Maryland (TIMS) project.  
(2) Prevailing wage rates apply to this contract.  
(3) All change orders are Local responsibility; change orders are not required to be submitted to the State for review. Final state funding is evaluated at the time of close-out.  
(4) Total contract with Phillips Way, Inc. is \$25,373,000, which includes HVAC work at North County High. TIMS project was bid as alternate #2.  
(5) Project eligible for funding in future fiscal year.

**IAC Approval Date:**

---

# 20CN-109 HVAC REPLACEMENT AT NORTH COUNTY HIGH SCHOOL


BID OPENING

FRI., 2/14/20 @ 2:00

CONTRACTOR	Phillips Way	Towson		
BASE BID	22,766,000.	23,100,000		
ALTERNATE NO. 1	153,000	127,000		
ALTERNATE NO. 2	125,000	134,000		
ALTERNATE NO. 3	500,000	650,000		
ALTERNATE NO. 4	1,447,000	1,623,000		
ALTERNATE NO. 5	242,000	270,000		
ALTERNATE NO. 6	140,000	154,000		
TOTAL BID AMOUNT				
CONTRACTOR				
BASE BID				
ALTERNATE NO. 1				
ALTERNATE NO. 2				
ALTERNATE NO. 3				
ALTERNATE NO. 4				
ALTERNATE NO. 5				
ALTERNATE NO. 6				
TOTAL BID AMOUNT				

  
 OPENED BY: MARLENE MUELLER

IAC MEETING 04/29/2019

  
 RECORDED BY: JOYCE FERRELL

## **APPROVAL OF CONTRACTS**

**LEA:** Anne Arundel County

**PSC No.** 02.057.19 LPC

**Project Name:** Arundel Middle

**Bid Opening:**

**Project Type:** Construction

**Scope of Work:** Addition

**Basis for Award of Contract:** quote dated 04/30/20 utilizing AACPS #19CN-061 contract 4400008092

**Basis of Funding:** 50% of eligible base quote plus alts 1 & 2

**Local Funds:** \$134,610

**State Funds:** \$0

**Total Contract:** \$134,610

### **State Contingency for Change Orders:**

<b>Transfer State Funds:</b>	<b>Account No.</b>	<b>Amount</b>
<b>Decrease Project Allocation:</b>		<u>\$0</u>
<b>Increase LEA Reserved Appropriation:</b>		<u>\$0</u>
<b>Decrease LEA Reserved Appropriation:</b>		<u>\$0</u>
<b>Increase Project Allocation:</b>		<u>\$0</u>

<b><u>Contract #</u></b>	<b><u>Contractor</u></b>	<b><u>Total Contract</u></b>
2	Electrical Automation Services	<u>\$134,610</u>
		<b><u>\$134,610</u></b>

**Notes:** (1) Construction of a 19,793 sf addition for 1,283 students.

(2) Prevailing wage rates apply to this contract.

(3) Project eligible for funding in a future fiscal year.

(4) All change orders are Local responsibility; change orders are not required to be submitted to the State for review. Final state funding is evaluated at the time of close-out.

**IAC Approval Date:**

---

## APPROVAL OF CONTRACTS

LEA: Calvert County

PSC No. 04.009.13 EEI 14/21 SR

Project Name: Southern Middle

Bid Opening: 02/17/2021

Project Type: Systemic Renovation

Scope of Work: HVAC

Basis for Award of Contract: base bid plus alts. 1,2,3,4,5, & 6

Basis of Funding: 53% of eligible base bid plus alts. 1,2,3,4,5, & 6

Local Funds: \$2,542,500

State Funds: \$1,666,000

Total Contract: \$4,208,500

State Contingency for Change Orders: 0

Transfer State Funds:	Account No.	Amount
Decrease Project Allocation:		<u>\$0</u>
Increase LEA Reserved Appropriation:		<u>\$0</u>
Decrease LEA Reserved Appropriation:		<u>\$0</u>
Increase Project Allocation:		<u>\$0</u>

<u>Contract #</u>	<u>Contractor</u>	<u>Total Contract</u>
1	W.L. Gary Company	<u>\$4,208,500</u>
		<u><b>\$4,208,500</b></u>

**Notes:** (1) Partial funding to replace the chilled and heating water plant, 4 rooftop units, 11 AHUs, all associated 88 VAVs, and pneumatic controls.  
(2) Prevailing wage rates apply to this contract.  
(3) Apparent Low Bidder deemed non-responsive.  
(4) Project eligible for funding in future fiscal year.  
(5) All change orders are Local responsibility; change orders are not required to be submitted to the State for review. Final state funding is evaluated at the time of close-out.

**IAC Approval Date:**

---

# BID TABULATION

## SOUTHERN MIDDLE SCHOOL MECHANICAL EQUIPMENT AND ATC SYSTEM REPLACEMENT

PSC #04.009.21 SR

Date Bids Opened: FEBRUARY 17, 2021

Minority Business Participation 9%  
Prevailing Wages: Yes x No       

NAME OF BIDDER  List in receding order lowest to highest	BASE BID	ALTERNATES/INFORMATIONAL PRICES (indicate which)											
		ALTERNATES 1, 2, 3, 4, 5, AND 6 WERE ACCEPTED											
		Alt. 1	Alt. 2	Alt. 3	Alt. 4	Alt. 5	Alt. 6						
CALVERT CONTROLS, INC. *	2,915,979.00	293,152.50	50,591.75	119,648.59	93,636.40	35,113.65	87,784.12						
W.L.GARY COMPANY.	3,534,000	375,000	57,000	171,000	37,000	11,500	23,000						
DENVER-ELEK, INC.	3,924,000	462,500	33,400	426,800	77,180	31,600	102,980						
M&M WELDING	4,548,000	394,000	62,000	296,000	84,000	39,600	48,900						
AMERICAN COMBUSTION INDUSTRIES	4,420,000	428,970	83,600	421,300	81,550	32,720	106,840						

### \* NON-RESPONSIVE BID PROPOSAL

Description of Alternates: (Indicate cost of each as per the low bidder)

ALTERNATE #1: REPLACE EXISTING CHILLED WATER COOLING PLANT

ALTERNATE #2: PROVIDE HIGH EFFICIENCY AIR COOLED CHILLER (ALT #2 COST IS IN ADDITION TO ALT#1)

ALTERNATE #3: REPLACE ALL EXISTING VARIABLE AIR TERMINAL CONTROL UNITS

ALTERNATE #4: CLEAN ALL EXISTING SUPPLY AIR AND RETURN AIR DUCT DISTRIBUTION SYSTEMS

ALTERNATE #5: PROVIDE PVC COLOR CODED PIPE JACKETING

ALTERNATE #6: PROVIDE INSULATION CLADDING/JACKETING FOR ALL EXPOSED DUCTWORK

Site Development Cost: State \$\_\_\_\_\_

Local \$\_\_\_\_\_

Total Construction Cost \$\_\_\_\_\_

Building Cost: State \$2,230,505

Local \$1,977,995  
IAC MEETING 04/29/2019

Total Construction Cost \$4,208,500

## **APPROVAL OF CONTRACTS**

**LEA:** Dorchester County

**PSC No.** 09.001.19 SSGP

**Project Name:** Sandy Hill Elementary

**Bid Opening:** 05/03/2019

**Project Type:** Systemic Renovation

**Scope of Work:** Security Communications

**Basis for Award of Contract:** quote dated 05/03/19 utilizing Baltimore City Motorola contract #15-11061

**Basis of Funding:** 100% of eligible quote

**Local Funds:** \$0

**State Funds:** \$9,148

**Total Contract:** \$9,148

### **State Contingency for Change Orders:**

<b>Transfer State Funds:</b>	<b>Account No.</b>	<b>Amount</b>
<b>Decrease Project Allocation:</b>		<u>\$0</u>
<b>Increase LEA Reserved Appropriation:</b>		<u>\$0</u>
<b>Decrease LEA Reserved Appropriation:</b>		<u>\$0</u>
<b>Increase Project Allocation:</b>		<u>\$0</u>

<b><u>Contract #</u></b>	<b><u>Contractor</u></b>	<b><u>Total Contract</u></b>
1	Motorola	<u>\$9,148</u>
		<u><b>\$9,148</b></u>

**Notes:** (1) Retrunk and reprogram bus and administrative radios to support 700 Mhz operations.  
(2) Total contract amount is for \$128,084.80.  
(3) Eligible for funding available within FY 2019 SSGP allocation for LEA at time of reimbursement request.

**IAC Approval Date:**

---

700 GLASGOW STREET  
CAMBRIDGE, MARYLAND 21613-0619  
410-228-4747

C

COPY

S [ DORCHESTER CO. BOARD OF EDUCATION ]  
H [ 700 GLASGOW ST. ]  
I [ ]  
P [ CAMBRIDGE, MD 21613 ]  
  
T [ ]  
O [ ATTN: ]

BY AUTHORITY OF: SUPERINTENDENT/DESIGNER  
IAC MEETING 04/29/2019

<u>PSC #</u>	<u>School Name</u>	
09.009.19	Cambridge South Dorchester High School	\$9,148
09.016.19	Choptank Elementary	\$9,148
09.018.19	Dorchester Career & tech Center	\$9,148
09.014.19	Hurlock Elementary	\$9,148
09.017.19	Judy Hoyer Center	\$9,148
09.015.19	Maces Lane Middle	\$9,148
09.010.19	Maple Elementary	\$9,148
09.008.19	New Directions Learning Academy	\$9,148
09.013.19	North Dorchester High	\$9,148
09.019.19	North Dorchester Middle	\$9,148
09.001.19	Sandy Hill Elementary	\$9,148
09.012.19	South Dorchester Pre K-8	\$9,148
09.005.19	Vienna Elementary	\$9,148
09.011.19	Warwick Elementary	\$9,148
		<u>\$128,072</u>

## **APPROVAL OF CONTRACTS**

**LEA:** Dorchester County

**PSC No.** 09.005.19 SSGP

**Project Name:** Vienna Elementary

**Bid Opening:** 05/03/2019

**Project Type:** Systemic Renovation

**Scope of Work:** Security Communications

**Basis for Award of Contract:** quote dated 05/03/19 utilizing Baltimore City Motorola contract #15-11061

**Basis of Funding:** 100% of eligible quote

**Local Funds:** \$0

**State Funds:** \$9,148

**Total Contract:** \$9,148

### **State Contingency for Change Orders:**

<b>Transfer State Funds:</b>	<b>Account No.</b>	<b>Amount</b>
<b>Decrease Project Allocation:</b>		<u>\$0</u>
<b>Increase LEA Reserved Appropriation:</b>		<u>\$0</u>
<b>Decrease LEA Reserved Appropriation:</b>		<u>\$0</u>
<b>Increase Project Allocation:</b>		<u>\$0</u>

<b><u>Contract #</u></b>	<b><u>Contractor</u></b>	<b><u>Total Contract</u></b>
1	Motorola	<u>\$9,148</u>
		<u><b>\$9,148</b></u>

**Notes:** (1) Retrunk and reprogram bus and administrative radios to support 700 Mhz operations.  
(2) Total contract amount is for \$128,084.80.  
(3) Eligible for funding available within FY 2019 SSGP allocation for LEA at time of reimbursement request.

**IAC Approval Date:**

---

## APPROVAL OF CONTRACTS

LEA: Dorchester County

PSC No. 09.008.19 SSGP

Project Name: New Directions Learning Academy

Bid Opening: 05/03/2019

Project Type: Systemic Renovation

Scope of Work: Security Communications

Basis for Award of Contract: quote dated 05/03/19 utilizing Baltimore City Motorola contract #15-11061

Basis of Funding: 100% of eligible quote

Local Funds: \$0

State Funds: \$9,148

Total Contract: \$9,148

### State Contingency for Change Orders:

Transfer State Funds:	Account No.	Amount
Decrease Project Allocation:		<u>\$0</u>
Increase LEA Reserved Appropriation:		<u>\$0</u>
Decrease LEA Reserved Appropriation:		<u>\$0</u>
Increase Project Allocation:		<u>\$0</u>

<u>Contract #</u>	<u>Contractor</u>	<u>Total Contract</u>
1	Motorola	<u>\$9,148</u>
		<u><b>\$9,148</b></u>

**Notes:** (1) Retrunk and reprogram bus and administrative radios to support 700 Mhz operations.  
(2) Total contract amount is for \$128,084.80.  
(3) Eligible for funding available within FY 2019 SSGP allocation for LEA at time of reimbursement request.

IAC Approval Date: \_\_\_\_\_

## **APPROVAL OF CONTRACTS**

LEA: Dorchester County

PSC No. 09.008.19 SSGP

Project Name: Dorchester Career and Technology Center Bid Opening: 07/01/2019

Project Type: Systemic Renovation

Scope of Work: Access Controls

Basis for Award of Contract: quote

Basis of Funding: 76% of eligible quote

Local Funds: \$15,733

State Funds: \$29,640

Total Contract: \$45,373

### **State Contingency for Change Orders:**

<b>Transfer State Funds:</b>	<b>Account No.</b>	<b>Amount</b>
<b>Decrease Project Allocation:</b>		<u>\$0</u>
<b>Increase LEA Reserved Appropriation:</b>		<u>\$0</u>
<b>Decrease LEA Reserved Appropriation:</b>		<u>\$0</u>
<b>Increase Project Allocation:</b>		<u>\$0</u>

<b><u>Contract #</u></b>	<b><u>Contractor</u></b>	<b><u>Total Contract</u></b>
1	Ark Systems	<u>\$45,373</u>
		<u><b>\$45,373</b></u>

**Notes:** (1) Install network enabled access control for appropriate exterior doors.

(2) Total contract amount is for \$183,189.

(3) Eligible for funding available within FY 2019 SSGP allocation for LEA at time of reimbursement request.

**IAC Approval Date:**

---

# DORCHESTER COUNTY BOARD OF EDUCATION

700 GLASGOW STREET  
CAMBRIDGE, MARYLAND 21613-0619  
410-228-4747

PURCHASE ORDER NO. 200137

PAGE NO. 1

COPY

VENDOR  
10248  
ARK SYSTEMS  
9176 RED BRANCH RD  
COLUMBIA MD 21045

SHIP TO  
DORCHESTER CO. BOARD OF EDUCATION  
700 GLASGOW ST.  
CAMBRIDGE, MD 21613  
ATTN: SAM SLACUM

ORDER DATE: 08/22/19		BUYER: SAM SLACUM		REQ. NO.: 200172	REQ. DATE:
TERMS: NET 30 DAYS		F.O.B.:		DESC.:	
ITEM#	QUANTITY	UOM	DESCRIPTION	UNIT PRICE	EXTENSION
01	1.00		PHASE 1 OF DISTRICT WIDE ACCESS CONTROL SYSTEM. BASED ON THE PROPOSAL SUBMITTED ON 7/1/2019 BOE APPROVED 7/11/2019. CSD, DCTC, MLMS, NDMS, BOE, CES	183189.0000	183,189.00
			10/25/19 58261 114,317.10		
			2/14/20 59328 25006.60		
			3/31/20 59695 16,541.10		
			5/29/20 60163 9,005.40 I.O.# 242141		
			7/16/20 60543 18,318.90		
ITEM#	ACCOUNT		AMOUNT	PROJECT CODE	PAGE TOTAL \$
01	2211530009403	388	10,000.00		183,189.00
01	2211530009406	388	10,000.00		TOTAL \$ 183,189.00
01	2211530009411	388	20,378.00		PURCHASE ORDER NUMBER MUST APPEAR ON ALL INVOICES AND PACKAGES RELATED TO THIS ORDER NOTIFICATION AND OUR APPROVAL IS REQUIRED FOR PRICE INCREASES OF 10% OR MORE PER ITEM CANCEL ALL ITEMS NOT DELIVERABLE WITHIN 60 DAYS SCHOOL DISTRICTS ARE EXEMPT FROM FEDERAL EXCISE TAXES AND MARYLAND SALES TAX. MARYLAND SALES TAX EXEMPT NO. 30001177
01	221153CTC9411	388	2,513.00		
01	221153NDM9411	388	2,634.00		
01	321568CES2006	388	23,763.00		
01	321568CSD1903	388	5,500.00		
01	321568CSD1907	388	17,376.00		
01	321568CTC1903	388	13,220.00		
01	321568CTC1908	388	29,640.00		

BY AUTHORITY OF: SUPERINTENDENT/DESIGNEE

## APPROVAL OF CONTRACTS

LEA: Dorchester County

PSC No. 09.009.19 SSGP

Project Name: Cambridge South Dorchester High

Bid Opening: 05/03/2019

Project Type: Systemic Renovation

Scope of Work: Security Communications

Basis for Award of Contract: quote dated 05/03/19 utilizing Baltimore City Motorola contract #15-11061

Basis of Funding: 100% of eligible quote

Local Funds: \$0

State Funds: \$9,148

Total Contract: \$9,148

State Contingency for Change Orders: 0

	Account No.	Amount
Transfer State Funds:		
Decrease Project Allocation:		<u>\$0</u>
Increase LEA Reserved Appropriation:		<u>\$0</u>
Decrease LEA Reserved Appropriation:		<u>\$0</u>
Increase Project Allocation:		<u>\$0</u>

<u>Contract #</u>	<u>Contractor</u>	<u>Total Contract</u>
1	Motorola	<u>\$9,148</u>
		<u><b>\$9,148</b></u>

**Notes:** (1) Retrunk and reprogram bus and administrative radios to support 700 Mhz operations.  
(2) Total contract amount is for \$128,084.80.  
(3) Eligible for funding available within FY 2019 SSGP allocation for LEA at time of reimbursement request.

IAC Approval Date: \_\_\_\_\_

## **APPROVAL OF CONTRACTS**

**LEA:** Dorchester County

**PSC No.** 09.009.19 SSGP

**Project Name:** Cambridge/South Dorchester High

**Bid Opening:** 07/01/2019

**Project Type:** Systemic Renovation

**Scope of Work:** Access Control

**Basis for Award of Contract:** quote

**Basis of Funding:** 76% of eligible quote

**Local Funds:** \$5,490

**State Funds:** \$17,386

**Total Contract:** \$22,876

### **State Contingency for Change Orders:**

<b>Transfer State Funds:</b>	<b>Account No.</b>	<b>Amount</b>
<b>Decrease Project Allocation:</b>		<u>\$0</u>
<b>Increase LEA Reserved Appropriation:</b>		<u>\$0</u>
<b>Decrease LEA Reserved Appropriation:</b>		<u>\$0</u>
<b>Increase Project Allocation:</b>		<u>\$0</u>

<b><u>Contract #</u></b>	<b><u>Contractor</u></b>	<b><u>Total Contract</u></b>
1	Ark Systems	<u>\$22,876</u>
		<b><u>\$22,876</u></b>

**Notes:** (1) Install network enabled access control for appropriate exterior doors.

(2) Total contract amount is for \$183,189.

(3) Eligible for funding available within FY 2019 SSGP allocation for LEA at time of reimbursement request.

**IAC Approval Date:**

---

## **APPROVAL OF CONTRACTS**

**LEA:** Dorchester County

**PSC No.** 09.010.19 SSGP

**Project Name:** Maple Elementary

**Bid Opening:** 05/30/2019

**Project Type:** Systemic Renovation

**Scope of Work:** Security Communications

**Basis for Award of Contract:** quote dated 05/03/19 utilizing Baltimore City Motorola contract #15-11061

**Basis of Funding:** 100% of eligible quote

**Local Funds:** \$0

**State Funds:** \$9,148

**Total Contract:** \$9,148

### **State Contingency for Change Orders:**

<b>Transfer State Funds:</b>	<b>Account No.</b>	<b>Amount</b>
<b>Decrease Project Allocation:</b>		<u>\$0</u>
<b>Increase LEA Reserved Appropriation:</b>		<u>\$0</u>
<b>Decrease LEA Reserved Appropriation:</b>		<u>\$0</u>
<b>Increase Project Allocation:</b>		<u>\$0</u>

<b><u>Contract #</u></b>	<b><u>Contractor</u></b>	<b><u>Total Contract</u></b>
1	Motorola	<u>\$9,148</u>
		<u><b>\$9,148</b></u>

**Notes:** (1) Retrunk and reprogram bus and administrative radios to support 700 Mhz operations.  
(2) Total contract amount is for \$128,084.80.  
(3) Eligible for funding available within FY 2019 SSGP allocation for LEA at time of reimbursement request.

**IAC Approval Date:**

---

## **APPROVAL OF CONTRACTS**

**LEA:** Dorchester County

**PSC No.** 09.011.19 SSGP

**Project Name:** Warwick Elementary

**Bid Opening:** 05/03/2019

**Project Type:** Systemic Renovation

**Scope of Work:** Security Communications

**Basis for Award of Contract:** quote dated 05/03/19 utilizing Baltimore City Motorola contract #15-11061

**Basis of Funding:** 100% of eligible quote

**Local Funds:** \$0

**State Funds:** \$9,148

**Total Contract:** \$9,148

### **State Contingency for Change Orders:**

<b>Transfer State Funds:</b>	<b>Account No.</b>	<b>Amount</b>
<b>Decrease Project Allocation:</b>		<u>\$0</u>
<b>Increase LEA Reserved Appropriation:</b>		<u>\$0</u>
<b>Decrease LEA Reserved Appropriation:</b>		<u>\$0</u>
<b>Increase Project Allocation:</b>		<u>\$0</u>

<b><u>Contract #</u></b>	<b><u>Contractor</u></b>	<b><u>Total Contract</u></b>
1	Motorola	<u>\$9,148</u>
		<u><b>\$9,148</b></u>

**Notes:** (1) Retrunk and reprogram bus and administrative radios to support 700 Mhz operations.  
(2) Total contract amount is for \$128,084.80.  
(3) Eligible for funding available within FY 2019 SSGP allocation for LEA at time of reimbursement request.

**IAC Approval Date:**

---

## **APPROVAL OF CONTRACTS**

**LEA:** Dorchester County

**PSC No.** 09.012.19 SSGP

**Project Name:** South Dorchester PK-8

**Bid Opening:** 05/03/2019

**Project Type:** Systemic Renovation

**Scope of Work:** Security Communications

**Basis for Award of Contract:** quote dated 05/03/19 utilizing Baltimore City Motorola contract #15-11061

**Basis of Funding:** 100% of eligible quote

**Local Funds:** \$0

**State Funds:** \$9,148

**Total Contract:** \$9,148

### **State Contingency for Change Orders:**

	<b>Account No.</b>	<b>Amount</b>
<b>Transfer State Funds:</b>		
<b>Decrease Project Allocation:</b>		<u>\$0</u>
<b>Increase LEA Reserved Appropriation:</b>		<u>\$0</u>
<b>Decrease LEA Reserved Appropriation:</b>		<u>\$0</u>
<b>Increase Project Allocation:</b>		<u>\$0</u>

<b><u>Contract #</u></b>	<b><u>Contractor</u></b>	<b><u>Total Contract</u></b>
1	Motorola	<u>\$9,148</u>
		<u><b>\$9,148</b></u>

**Notes:** (1) Retrunk and reprogram bus and administrative radios to support 700 Mhz operations.  
(2) Total contract amount is for \$128,084.80.  
(3) Eligible for funding available within FY 2019 SSGP allocation for LEA at time of reimbursement request.

**IAC Approval Date:**

---

## APPROVAL OF CONTRACTS

LEA: Dorchester County

PSC No. 09.014.19 SSP

Project Name: Hurlock Elementary

Bid Opening: 05/03/2019

Project Type: Systemic Renovation

Scope of Work: Security Communication

Basis for Award of Contract: quote dated 05/03/19 utilizing Baltimore City Motorola contract #15-11061

Basis of Funding: 100% of eligible quote

Local Funds: \$0

State Funds: \$9,148

Total Contract: \$9,148

### State Contingency for Change Orders:

Transfer State Funds:	Account No.	Amount
Decrease Project Allocation:		<u>\$0</u>
Increase LEA Reserved Appropriation:		<u>\$0</u>
Decrease LEA Reserved Appropriation:		<u>\$0</u>
Increase Project Allocation:		<u>\$0</u>

<u>Contract #</u>	<u>Contractor</u>	<u>Total Contract</u>
1	Motorola	<u>\$9,148</u>
		<u><b>\$9,148</b></u>

**Notes:** (1) Retrunk and reprogram bus and administrative radios to support 700 Mhz operations.  
(2) Total contract amount is for \$128,084.80.  
(3) Eligible for funding available within FY 2019 SSGP allocation for LEA at time of reimbursement request.

IAC Approval Date: \_\_\_\_\_

## APPROVAL OF CONTRACTS

LEA: Dorchester County

PSC No. 09.015.19 SSGP

Project Name: Mace's Lane Middle

Bid Opening: 05/03/2019

Project Type: Systemic Renovation

Scope of Work: Security Communications

Basis for Award of Contract: quote dated 05/03/19 utilizing Baltimore City Motorola contract #15-11061

Basis of Funding: 100% of eligible quote

Local Funds: \$0

State Funds: \$9,148

Total Contract: \$9,148

### State Contingency for Change Orders:

	Account No.	Amount
Transfer State Funds:		
Decrease Project Allocation:		<u>\$0</u>
Increase LEA Reserved Appropriation:		<u>\$0</u>
Decrease LEA Reserved Appropriation:		<u>\$0</u>
Increase Project Allocation:		<u>\$0</u>

<u>Contract #</u>	<u>Contractor</u>	<u>Total Contract</u>
1	Motorola	<u>\$9,148</u>
		<u><b>\$9,148</b></u>

**Notes:** (1) Retrunk and reprogram bus and administrative radios to support 700 Mhz operations.  
(2) Total contract amount is for \$128,084.80.  
(3) Eligible for funding available within FY 2019 SSGP allocation for LEA at time of reimbursement request.

IAC Approval Date: \_\_\_\_\_

## APPROVAL OF CONTRACTS

LEA: Dorchester County

PSC No. 09.015.19 SSGP

Project Name: Mace's Lane Middle

Bid Opening: 07/01/2019

Project Type: Systemic Renovation

Scope of Work: Access Control

Basis for Award of Contract: quote

Basis of Funding: 100% of eligible quote

Local Funds: \$0

State Funds: \$25,240

Total Contract: \$25,240

### State Contingency for Change Orders:

Transfer State Funds:	Account No.	Amount
Decrease Project Allocation:		<u>\$0</u>
Increase LEA Reserved Appropriation:		<u>\$0</u>
Decrease LEA Reserved Appropriation:		<u>\$0</u>
Increase Project Allocation:		<u>\$0</u>

<u>Contract #</u>	<u>Contractor</u>	<u>Total Contract</u>
1	Ark Systems	<u>\$25,240</u>
		<u><b>\$25,240</b></u>

**Notes:** (1) Install network enabled access control for appropriate exterior doors.  
(2) Total contract amount is for \$183,189.  
(3) Eligible for funding available within FY 2019 SSGP allocation for LEA at time of reimbursement request.

IAC Approval Date: \_\_\_\_\_

## APPROVAL OF CONTRACTS

LEA: Dorchester County

PSC No. 09.016.19 SSGP

Project Name: Choptank Elementary

Bid Opening:

Project Type: Systemic Renovation

Scope of Work: Security Communitcations

Basis for Award of Contract: quote dated 05/03/19 utilizing Baltimore City Motorola contract #15-11061

Basis of Funding: 100% of eligible quote

Local Funds: \$0

State Funds: \$9,148

Total Contract: \$9,148

State Contingency for Change Orders: 0

	Account No.	Amount
Transfer State Funds:		
Decrease Project Allocation:		<u>\$0</u>
Increase LEA Reserved Appropriation:		<u>\$0</u>
Decrease LEA Reserved Appropriation:		<u>\$0</u>
Increase Project Allocation:		<u>\$0</u>

<u>Contract #</u>	<u>Contractor</u>	<u>Total Contract</u>
1	Motorola	<u>\$9,148</u>
		<u><b>\$9,148</b></u>

**Notes:** (1) Retrunk and reprogram bus and administrative radios to support 700 Mhz operations.  
(2) Total contract amount is for \$128,084.80.  
(3) Eligible for funding available within FY 2019 SSGP allocation for LEA at time of reimbursement request.

IAC Approval Date:

---

## APPROVAL OF CONTRACTS

LEA: Dorchester County

PSC No. 09.016.19 SSGP

Project Name: Choptank Elementary

Bid Opening: 07/01/2019

Project Type: Systemic Renovation

Scope of Work: Access Control

Basis for Award of Contract: quote

Basis of Funding: 100% of eligible quote

Local Funds: \$0

State Funds: \$23,763

Total Contract: \$23,763

### State Contingency for Change Orders:

Transfer State Funds:	Account No.	Amount
Decrease Project Allocation:		<u>\$0</u>
Increase LEA Reserved Appropriation:		<u>\$0</u>
Decrease LEA Reserved Appropriation:		<u>\$0</u>
Increase Project Allocation:		<u>\$0</u>

<u>Contract #</u>	<u>Contractor</u>	<u>Total Contract</u>
1	Ark Systems	<u>\$23,763</u>
		<u><b>\$23,763</b></u>

**Notes:** (1) Install network enabled access control for appropriate exterior doors.

(2) Total contract amount is for \$183,189.

(3) Eligible for funding available within FY 2019 SSGP allocation for LEA at time of reimbursement request.

IAC Approval Date:

---

## **APPROVAL OF CONTRACTS**

**LEA:** Dorchester County

**PSC No.** 09.017.19 SSGP

**Project Name:** Judy Hoyer Center

**Bid Opening:** 05/03/2019

**Project Type:** Systemic Renovation

**Scope of Work:** Security Communications

**Basis for Award of Contract:** quote dated 05/03/19 utilizing Baltimore City Motorola contract #15-11061

**Basis of Funding:** 100% of eligible quote

**Local Funds:** \$0

**State Funds:** \$9,148

**Total Contract:** \$9,148

### **State Contingency for Change Orders:**

<b>Transfer State Funds:</b>	<b>Account No.</b>	<b>Amount</b>
<b>Decrease Project Allocation:</b>		<u>\$0</u>
<b>Increase LEA Reserved Appropriation:</b>		<u>\$0</u>
<b>Decrease LEA Reserved Appropriation:</b>		<u>\$0</u>
<b>Increase Project Allocation:</b>		<u>\$0</u>

<b><u>Contract #</u></b>	<b><u>Contractor</u></b>	<b><u>Total Contract</u></b>
1	Motorola	<u>\$9,148</u>
		<u><b>\$9,148</b></u>

**Notes:** (1) Retrunk and reprogram bus and administrative radios to support 700 Mhz operations.  
(2) Total contract amount is for \$128,084.80.  
(3) Eligible for funding available within FY 2019 SSGP allocation for LEA at time of reimbursement request.

**IAC Approval Date:**

---

## APPROVAL OF CONTRACTS

LEA: Dorchester County

PSC No. 09.018.19 SSGP

Project Name: New Dorchester Career & Technology Center

Bid Opening: 05/03/2019

Project Type: Systemic Renovation

Scope of Work: Security Communication

Basis for Award of Contract: quote dated 05/03/19 utilizing Baltimore City Motorola contract #15-11061

Basis of Funding: 100% of eligible quote

Local Funds: \$0

State Funds: \$9,148

Total Contract: \$9,148

### State Contingency for Change Orders:

	Account No.	Amount
Transfer State Funds:		
Decrease Project Allocation:		<u>\$0</u>
Increase LEA Reserved Appropriation:		<u>\$0</u>
Decrease LEA Reserved Appropriation:		<u>\$0</u>
Increase Project Allocation:		<u>\$0</u>

<u>Contract #</u>	<u>Contractor</u>	<u>Total Contract</u>
1	Motorola	<u>\$9,148</u>
		<u><b>\$9,148</b></u>

**Notes:** (1) Retrunk and reprogram bus and administrative radios to support 700 Mhz operations.  
(2) Total contract amount is for \$128,084.80.  
(3) Eligible for funding available within FY 2019 SSGP allocation for LEA at time of reimbursement request.

IAC Approval Date: \_\_\_\_\_

## APPROVAL OF CONTRACTS

LEA: Dorchester County

PSC No. 09.019.19 SSGP

Project Name: North Dorchester Middle

Bid Opening: 05/03/2019

Project Type: Systemic Renovation

Scope of Work: Security Communications

Basis for Award of Contract: quote dated 05/03/19 utilizing Baltimore City Motorola contract #15-11061

Basis of Funding: 100% of eligible quote

Local Funds: \$0

State Funds: \$9,148

Total Contract: \$9,148

### State Contingency for Change Orders:

Transfer State Funds:	Account No.	Amount
Decrease Project Allocation:		<u>\$0</u>
Increase LEA Reserved Appropriation:		<u>\$0</u>
Decrease LEA Reserved Appropriation:		<u>\$0</u>
Increase Project Allocation:		<u>\$0</u>

<u>Contract #</u>	<u>Contractor</u>	<u>Total Contract</u>
1	Motorola	<u>\$9,148</u>
		<u><b>\$9,148</b></u>

**Notes:** (1) Retrunk and reprogram bus and administrative radios to support 700 Mhz operations.  
(2) Total contract amount is for \$128,084.80.  
(3) Eligible for funding available within FY 2019 SSGP allocation for LEA at time of reimbursement request.

IAC Approval Date: \_\_\_\_\_

## APPROVAL OF CONTRACTS

LEA: Dorchester County

PSC No. 09.019.19 SSGP

Project Name: North Dorchester Middle

Bid Opening: 07/01/2019

Project Type: Systemic Renovation

Scope of Work: Access Control

Basis for Award of Contract: quote

Basis of Funding: 100% of eligible quote

Local Funds: \$2,634

State Funds: \$22,925

Total Contract: \$25,559

### State Contingency for Change Orders:

Transfer State Funds:	Account No.	Amount
Decrease Project Allocation:		<u>\$0</u>
Increase LEA Reserved Appropriation:		<u>\$0</u>
Decrease LEA Reserved Appropriation:		<u>\$0</u>
Increase Project Allocation:		<u>\$0</u>

<u>Contract #</u>	<u>Contractor</u>	<u>Total Contract</u>
1	Ark Systems	<u>\$25,559</u>
		<u><b>\$25,559</b></u>

**Notes:** (1) Install network enabled access control for appropriate exterior doors.

(2) Total contract amount is for \$183,189.

(3) Eligible for funding available within FY 2019 SSGP allocation for LEA at time of reimbursement request.

IAC Approval Date:

---

## **APPROVAL OF CONTRACTS**

**LEA:** DorchesterCounty

**PSC No.** 09.013.19 SSGP

**Project Name:** North Dorchester High

**Bid Opening:** 05/03/2019

**Project Type:** Systemic Renovation

**Scope of Work:** Security Communications

**Basis for Award of Contract:** quote dated 05/03/19 utilizing Baltimore City Motorola contract #15-11061

**Basis of Funding:** 100% of eligible quote

**Local Funds:** \$0

**State Funds:** \$9,148

**Total Contract:** \$9,148

### **State Contingency for Change Orders:**

<b>Transfer State Funds:</b>	<b>Account No.</b>	<b>Amount</b>
<b>Decrease Project Allocation:</b>		<u>\$0</u>
<b>Increase LEA Reserved Appropriation:</b>		<u>\$0</u>
<b>Decrease LEA Reserved Appropriation:</b>		<u>\$0</u>
<b>Increase Project Allocation:</b>		<u>\$0</u>

<b><u>Contract #</u></b>	<b><u>Contractor</u></b>	<b><u>Total Contract</u></b>
1	Motorola	<u>\$9,148</u>
		<u><b>\$9,148</b></u>

**Notes:** (1) Retrunk and reprogram bus and administrative radios to support 700 Mhz operations.  
(2) Total contract amount is for \$128,084.80.  
(3) Eligible for funding available within FY 2019 SSGP allocation for LEA at time of reimbursement request.

**IAC Approval Date:**

---

## APPROVAL OF CONTRACTS

LEA: Frederick County

PSC No. 10.012.21 ASP

Project Name: Walkersville High

Bid Opening: 11/13/2020

Project Type: Systemic Renovation

Scope of Work: Auditorium Seating

Basis for Award of Contract: quote dated 11/13/20 utilizing Omni Contract #R191805

Basis of Funding: 100% of eligible quote

Local Funds: \$0

State Funds: \$181,268

Total Contract: \$181,268

State Contingency for Change Orders: 0

Transfer State Funds:	Account No.	Amount
Decrease Project Allocation:		<u>\$0</u>
Increase LEA Reserved Appropriation:		<u>\$0</u>
Decrease LEA Reserved Appropriation:		<u>\$0</u>
Increase Project Allocation:		<u>\$0</u>

<u>Contract #</u>	<u>Contractor</u>	<u>Total Contract</u>
1	Irwin Seating Company	<u>\$181,268</u>
		<u><b>\$181,268</b></u>

**Notes:** (1) Replace the entire 1976 auditorium seating with 1,197 new seats that will meet current code and ADA requirements.

(2) Eligible for funding available within FY 2021 ASP allocation for LEA at time of reimbursement request.

IAC Approval Date: \_\_\_\_\_

# Purchase Order

## Frederick Co. Public Schools

Purchasing - 2nd Floor  
191 South East Street  
Frederick MD 21701  
United States

**Supplier:** 0000018761  
IRWIN SEATING CO  
3251 FRUIT RIDGE RD NW  
GRAND RAPIDS MI 49544  
PHONE:410/349-7377

<b>Purchase Order</b>	<b>Date</b>	<b>Revision</b>	<b>Page</b>
FCPS1-0000255658	03/03/2021		1
<b>Payment Terms</b>	<b>Freight Terms</b>	<b>Ship Via</b>	
30 Days	Destination	Best Way	
<b>Requestor:</b> Smith, Tammie S			<b>Currency Code:</b> USD

**Ship To:** CONST  
FCPS Construction Management -1st Floor  
191 South East Street  
Frederick MD 21701  
United States  
301/644-5165

**Bill To:** Frederick County Public Schools  
Accounting 2nd Floor  
191 South East Street  
Frederick MD 21701  
United States  
Accounts.Payable@fcps.org

**Tax Exempt?** Y **Tax Exempt ID:** 526000941

Line-Sch	Item/Description	Quantity	UOM	PO Price	Extended Amt
----------	------------------	----------	-----	----------	--------------

TOTAL CONTRACT AMOUNT IS \$183,080.60. THE AMOUNT OF \$1,812.68 FOR THE BOND IS BEING ISSUED UNDER SEPARATE PURCHASE ORDER DUE TO DIFFERENT FUNDING SOURCE.

OMNIA CONTRACT #R191805

1- 1	WALKERSVILLE HIGH SCHOOL - REPLACE AUDITORIUM SEATING PER PROPOSAL DATED NOVEMBER 13, 2020.	1.00	EA	181,267.92	181,267.92
------	---	------	----	------------	------------

**Item Total** 181,267.92

**Total PO Amount** 181,267.92

Unauthorized

## **APPROVAL OF CONTRACTS**

**LEA:** Frederick County

**PSC No.** 10.081.21 LPC

**Project Name:** Blue Heron

**Bid Opening:** 01/09/2019

**Project Type:** New

**Scope of Work:** Contract #3 (1 Contract)

**Basis for Award of Contract:** base bid

**Basis of Funding:** 64% of eligible base bid

**Local Funds:** \$735,000

**State Funds:** \$0

**Total Contract:** \$735,000

**State Contingency for Change Orders:** 0

	<b>Account No.</b>	<b>Amount</b>
<b>Transfer State Funds:</b>		
<b>Decrease Project Allocation:</b>		<u>\$0</u>
<b>Increase LEA Reserved Appropriation:</b>		<u>\$0</u>
<b>Decrease LEA Reserved Appropriation:</b>		<u>\$0</u>
<b>Increase Project Allocation:</b>		<u>\$0</u>

<b><u>Contract #</u></b>	<b><u>Contractor</u></b>	<b><u>Total Contract</u></b>
CM	Oak Contracting, Inc.	<u>\$735,000</u>
		<u><b>\$735,000</b></u>

**Notes:** (1) New school consisting of 80,008 sf.  
(2) Prevailing wage rates apply to this contract.  
(3) Project eligible for additional funding in a future fiscal year.

**IAC Approval Date:**

---

## APPROVAL OF CONTRACTS

LEA: Frederick County

PSC No. 10.081.21 LPC

Project Name: Blue Heron

Bid Opening: 0/26/2020

Project Type: New

Scope of Work: E-rate

Basis for Award of Contract: base bid

Basis of Funding: 10% of eligible base bid

Local Funds: \$85,500

State Funds: \$9,500

Total Contract: \$95,000

State Contingency for Change Orders: 0

Transfer State Funds:	Account No.	Amount
Decrease Project Allocation:		<u>\$0</u>
Increase LEA Reserved Appropriation:		<u>\$0</u>
Decrease LEA Reserved Appropriation:		<u>\$0</u>
Increase Project Allocation:		<u>\$0</u>

<u>Contract #</u>	<u>Contractor</u>	<u>Total Contract</u>
1	Comcast Business Communications, LLC	<u>\$95,000</u>
		<u><b>\$95,000</b></u>

**Notes:** (1) Installation of fiber connectivity.

(2) All change orders are Local responsibility; change orders are not required to be submitted to the State for review. Final State funding is evaluated at time of project Close-Out.

IAC Approval Date: \_\_\_\_\_

**RFP 20MISC5, BLUE HERON FIBER CONNECTIVITY**  
**TABULATION**

	<b>Comcast</b>	Notes
<b>LEASED – LIT FIBER</b>		
The bidder proposes to furnish all labor, materials, services, and equipment necessary to satisfactorily complete the work described in the accompanying request for proposal documents. Recurring charges incurred post fiber lighting, will be adopted into an agreement effective beyond this RFP.		
Special Construction and Installation costs for Lit Fiber- Lump Sum of:	\$ -	
Basic Installation Charges for Lit Fiber - Lump Sum of:	\$ 10,000.00	
Lit Fiber Monthly Recurring Charges - Lump Sum of:	\$ 4,891.00	36 Month Term
<b>LEASED – DARK FIBER</b>		
The bidder proposes to furnish all labor, materials, services, and equipment necessary to satisfactorily complete the work described in the accompanying request for proposal documents. Recurring charges incurred post fiber lighting, will be adopted into an agreement effective beyond this RFP. Leased Dark Fiber Sums shall include all premiums required for proper insurance as specified within this request for quote. Quote rank shall be determined in accordance with the Evaluation Criteria as detailed within this document.		
Special Construction and Installation costs for Dark Fiber - Lump Sum of:	\$ <b>95,000.00</b>	
Basic Installation Charges for Dark Fiber - Lump Sum of:	\$ -	
Dark Fiber Monthly Recurring Charges - Lump Sum of:	\$ <b>581.05</b>	120 Month Term
<b>SELF-PROVISIONED –DARK FIBER</b>		
The bidder proposes to furnish all labor, materials, services, and equipment necessary to satisfactorily complete the work described in the accompanying request for proposal documents.		
Special Construction and Installation costs for Self-Provisioned Dark Fiber - Lump Sum of:	N/B	
Basic Installation Charges for Self-Provisioned Dark Fiber - Lump Sum of:	N/B	
If needed, Dark Fiber Monthly Recurring Charges - Lump Sum of:	N/B	
Optional – Annual ongoing warranty - Lump Sum of:	N/B	

## **APPROVAL OF CONTRACTS**

LEA: Montgomery County

PSC No. 15.088.20 SR

Project Name: Montgomery Knolls Elementary

Bid Opening: 01/19/2019

Project Type: Systemic Renovation

Scope of Work: HVAC

Basis for Award of Contract: alternate 1

Basis of Funding: 24.9% of alternate 1, up to max allocation

Local Funds: \$1,995,635

State Funds: \$562,000

Total Contract: \$2,557,635

State Contingency for Change Orders: 0

Transfer State Funds:	Account No.	Amount
Decrease Project Allocation:		<u>\$0</u>
Increase LEA Reserved Appropriation:		<u>\$0</u>
Decrease LEA Reserved Appropriation:		<u>\$0</u>
Increase Project Allocation:		<u>\$0</u>

<u>Contract #</u>	<u>Contractor</u>	<u>Total Contract</u>
1	Buch Construction Inc.	<u>\$2,557,635</u>
		<u><b>\$2,557,635</b></u>

**Notes:** (1) Replacement of the entire HVAC system for the original 1968 building, but excluding the 2011 addition.  
(2) Prevailing wage rates do not apply to this contract; actual State allocation is less than 25% of the total contract.  
(3) All change orders are Local responsibility; change orders are not required to be submitted to the State for review. Final state funding is evaluated at the time of close-out.  
(4) Total contract with Buch Construction Inc. is \$6,535,002, which includes construction work at Montgomery Knolls Elementary. HVAC project was bid as alternate #1.

**IAC Approval Date:**

---

# MONTGOMERY KNOLLS ELEMENTARY SCHOOL ADDITION

JANUARY 9, 2019

4:00 BID ACCEPTED

4:15 MBE ACCEPTED - BID OPENING AT 4:15PM

BIDDERS	Buch Construction Inc.	James G. Davis Construction	Henley Construction	Keller Brothers	W.F. Klingensmith	Meridian Construction	MCN Build	Schiebel Construction	
Base Bid	\$ 3,626,140.00	NO BID	\$ 3,947,000.00	\$ 3,798,000.00	NO BID	\$ 4,270,000.00	NO BID	\$ 5,246,000.00	
Alternate #1A (Additive) – Systemic HVAC Replacement	\$ 2,557,635.00		\$ 2,319,000.00	\$ 2,619,000.00		\$ 2,700,000.00		\$ 3,360,000.00	
Alternate #1B (Additive) – Removal and replacement of existing ceilings in areas to receive the systemic HVAC replacement per Add Alternate #1A:	\$ 217,800.00		\$ 254,000.00	\$ 65,500.00		\$ 200,000.00		\$ 145,000.00	
Alternate #2 (Additive) – Removal and replacement of existing acoustical ceiling grid and tile at other areas of the existing building:	\$ 70,288.00		\$ 33,000.00	\$ 32,140.00		\$ 40,000.00		\$ 40,000.00	
Alternate #3 (Additive) – Ceramic Wall Tile at Restrooms	\$ 4,158.00		\$ 6,000.00	\$ 4,300.00		\$ 6,000.00		\$ 5,000.00	
Alternate #4 (Additive) – Removal of the existing Platform 149c:	\$ 63,139.00		\$ 84,000.00	\$ 90,400.00		\$ 65,000.00		\$ 110,000.00	
part 5	\$ 4.00		\$ 7.50	\$ 7.70		\$ 10.00		\$ 7.00	
Base Bid + Alt. 1A,1B,2,4	\$ 6,535,002.00		\$ 6,637,000.00	\$ 6,605,040.00		\$ 7,275,000.00		\$ 8,901,000.00	
MBE Forms A & B	x		x	x		x		x	
Bid Bond Included	x		x	x		x		x	
Addenda acknowledged- (#1-3)	x		x	x		x		x	

## **APPROVAL OF CONTRACTS**

**LEA:** Montgomery County

**PSC No.** 15.103.19 SSGP

**Project Name:** Damascus Elementary

**Bid Opening:** 09/17/2020

**Project Type:** Systemic Renovation

**Scope of Work:** Security Vestibule

**Basis for Award of Contract:** base bid

**Basis of Funding:** SSGP

**Local Funds:** \$850,519

**State Funds:** \$211,650

**Total Contract:** \$1,062,169

**State Contingency for Change Orders:** 0

<b>Transfer State Funds:</b>	<b>Account No.</b>	<b>Amount</b>
<b>Decrease Project Allocation:</b>		<u>\$0</u>
<b>Increase LEA Reserved Appropriation:</b>		<u>\$0</u>
<b>Decrease LEA Reserved Appropriation:</b>		<u>\$0</u>
<b>Increase Project Allocation:</b>		<u>\$0</u>

<b><u>Contract #</u></b>	<b><u>Contractor</u></b>	<b><u>Total Contract</u></b>
1	Buch Construction, Inc.	<u>\$1,062,169</u>
		<u><b>\$1,062,169</b></u>

**Notes:** (1) Remodel and relocation of Admin suite to create guided security vestibule.  
(2) Prevailing wage rates do not apply to this contract; actual State allocation is less than 25% of the total contract.  
(3) Eligible for funding available within FY 2019 SSGP allocation for LEA at time of reimbursement request.

**IAC Approval Date:**

---

**Damascus Elementary School  
Security Vestibule**

9/17/2020  
2:00 PM

BIDDER	Buch Construction, Inc.	Cooper Building Services, LLC	Cromwell Contracting, LLC	Henley Construction Company, Inc.	Keller Brothers, Inc.	MCN Build	Maggin Construction Company, Inc.	The Matthews Group, Inc. (TMG World)	Plano-Coudon, LLC	Prevost Construction, Inc.	Smith & Haines, Inc.	Sonic, LLC	WKM Solutions, LLC
Base Bid	\$1,027,169	\$1,340,000			\$1,128,800		\$1,039,300		\$1,125,024	\$1,799,000	no bid		
Alt 1: 2021 Completion	\$35,000	\$1,565,000			\$7,000		\$106,000		\$55,125	\$92,000	\$1,525,000		
MBE Forms A & B	X	X			X		X		X	X	X		
Bid Bond Included	X	X			X		X		X	X	X		
Addenda Acknowledged	X	X			X		X		X	X	X		

9/15/2021

## APPROVAL OF CONTRACTS

LEA: Montgomery County

PSC No. 15.134.21 EGRC EGRC NM

Project Name: Walt Whitman High

Bid Opening: 10/24/2019

Project Type: Construction

Scope of Work: Addition-Renovation

Basis for Award of Contract: base bid plus alts. 1,2, 3B, 3C,4, 5, and 7

Basis of Funding: 24.9% of eligible base bid plus alts. 1, 2, 3B, 3C, 4, 5, and 7

Local Funds: \$14,950,865

State Funds: \$5,803,735

Total Contract: \$20,754,600

State Contingency for Change Orders: 0

Transfer State Funds:	Account No.	Amount
Decrease Project Allocation:	<u>15.134.2021</u>	<u>\$329,265</u>
Increase LEA Reserved Appropriation:	<u>40.000.2021</u>	<u>\$329,265</u>
Decrease LEA Reserved Appropriation:		<u>\$0</u>
Increase Project Allocation:		<u>\$0</u>

<u>Contract #</u>	<u>Contractor</u>	<u>Total Contract</u>
1	Keller Brothers Inc.	<u>\$20,754,600</u>
		<u><b>\$20,754,600</b></u>

**Notes:** (1) Addition of 75,594 sf and renovation of 10,229 sf, for 2,397 students.

(2) Prevailing wage rates required; project bid with non-prevailing wage rates therefore State participation in this contract is calculated at 24.9%.

(3) All change orders are Local responsibility; change orders are not required to be submitted to the State for review. Final state funding is evaluated at the time of close-out.

(4) Total contract with Keller Brothers, Inc. is \$25,914,600, which includes HVAC work at Walt Whitman High.

(5) Net State Funding (NSF) decreased from \$6,133,00 to \$5,803,735 based on the actual State participation in contract award.

**IAC Approval Date:**

---

## **APPROVAL OF CONTRACTS**

LEA: Montgomery County

PSC No. 15.140.19 SR

Project Name: Oakland Terrace Elementary

Bid Opening: -1/28/2-21

Project Type: Systemic Renovation

Scope of Work: HVAC

Basis for Award of Contract: base bid

Basis of Funding: 50% of eligible base, up to maximum allocation

Local Funds: \$3,151,000

State Funds: \$599,000

Total Contract: \$3,750,000

State Contingency for Change Orders: 0

Transfer State Funds:	Account No.	Amount
Decrease Project Allocation:		<u>\$0</u>
Increase LEA Reserved Appropriation:		<u>\$0</u>
Decrease LEA Reserved Appropriation:		<u>\$0</u>
Increase Project Allocation:		<u>\$0</u>

<u>Contract #</u>	<u>Contractor</u>	<u>Total Contract</u>
1	Mallick Mechanical Inc.	<u>\$3,750,000</u>
		<u><b>\$3,750,000</b></u>

**Notes:** (1) Replacement of 29 unit ventilators, seven (7) AHUs, six (6) fan-coil units, 25 roof exhaust fans, twelve cabinet unit heaters, one (1) air cooled water chiller, and two (2) gas fired boilers renovated in 1993.

(2) Prevailing wage rates do not apply to this contract; actual State allocation is less than 25% of the total contract.

(3) All change orders are Local responsibility; change orders are not required to be submitted to the State for review. Final State funding is evaluated at the time of close-out.

**IAC Approval Date:**

---

**Oakland Terrace Elementary School  
HVAC Equipment Replacement Project**

1/4/2021  
2:00 PM

BIDDER	Denver-Elek, Inc.	EMJAY Engineering and Construction Co., Inc.	Mallick Mechanical, Inc.	M&M Welding and Fabricators, Inc.	Paramount Mechanical	Shapiro & Duncan, Inc.	W.L. Gary Company, Inc.	
Base Bid	\$ 4,415,600	\$ 3,876,500	\$ 3,750,000	\$ 3,984,000	\$ 4,367,000	\$ 4,269,000	\$ 4,538,000	
Alternate #1	\$ 8,000	\$ 15,200	\$ 14,950	\$ 16,400	\$ 18,000	\$ 15,000	\$ 14,800	
Alternate #2	\$ 10,000	\$ 3,500	\$ 6,500	\$ 12,800	\$ 120,000	\$ 11,000	\$ 20,500	
MBE	X	X	X	X	X	X	X	
Bid Bond Included	X	X	X	X	X	X	X	
Addenda Acknowledged	X	X	X	X	X	X	X	

## APPROVAL OF CONTRACTS

LEA: Prince George's County

PSC No. 16.008.19 SR

Project Name: Dwight D. Eisenhower

Bid Opening: 04/02/2019; 10/18/2020

Project Type: Systemic Renovation

Scope of Work: HVAC; Windows & Doors

Basis for Award of Contract: base bid

Basis of Funding: 70% of eligible base bid

Local Funds: \$478,090

State Funds: \$928,879

Total Contract: \$1,406,969

State Contingency for Change Orders: 0

Transfer State Funds:	Account No.	Amount
Decrease Project Allocation:		<u>\$0</u>
Increase LEA Reserved Appropriation:		<u>\$0</u>
Decrease LEA Reserved Appropriation:		<u>\$0</u>
Increase Project Allocation:		<u>\$0</u>

<u>Contract #</u>	<u>Contractor</u>	<u>Total Contract</u>
1	General & Mechanical Services	\$129,959
2	The Matthews Group, Inc.	\$1,277,010
		<u><u>\$1,406,969</u></u>


**Notes:** (1) Replacement of the 1969-1974 central controls system, HVAC piping, all ten (10) AHUs, 45 finned tube radiators, four (4) self-contained unit ventilators, 17 floor mounted fan coil units, two (2) ceiling mounted AHUs, chiller and cooling tower, three (3) steam to hot water heat exchangers and pumps, and 31 window wall units, 234 windows and 45 exterior doors.  
(2) Prevailing wages rates apply to this contract.  
(3) All change orders are Local responsibility; change orders are not required to be submitted to the State for review. Final State funding is evaluated at time of project Close-Out.  
(4) IAC approval of the contract is contingent upon DGS review of the design before LEA proceeds to next stage of design or begins construction. If the design is found to be inadequate to State standards and is not corrected at local expense then funding for this project may be cancelled.

**IAC Approval Date:**

---

Bid Tabulation - FY18 Dwight D. Eisenhower MS Phase I Chiller Replacement

	<b>EMCOR Services</b>	<b>Hot and Cold</b>	<b>Merton</b>	<b>General &amp; Mechanical Services</b>
<b>DESCRIPTION</b>				
<b>Base Bid Fee Proposal</b>	<b>\$184,692.00</b>	<b>\$135,350.00</b>	<b>\$173,213.00</b>	<b>\$129,959.47</b>
Owner Coningency Allowance (Included in base bid)	\$0.00	\$0.00	\$0.00	\$0.00
<b>Total Base Bid</b>	<b>\$184,692.00</b>	<b>\$135,350.00</b>	<b>\$173,213.00</b>	<b>\$129,959.47</b>
<b>Total Bid Alternates</b>	<b>\$0.00</b>	<b>\$0.00</b>	<b>\$0.00</b>	<b>\$0.00</b>
<b>Total Bid with Alternates</b>	<b>\$184,692.00</b>	<b>\$135,350.00</b>	<b>\$173,213.00</b>	<b>\$129,959.47</b>



**BID TABULATION**

**Fairfax County Rider JOC Contract No. 4400008092**

**PGCPS: Task Order DCP21-05**

Bid Opening: November 18, 2020  FY 19 Dwight D. Eisenhower Window and Storefront Replacement PSC. 16.008.19 SR, Priority No. 12	<b>The Matthews Group, Inc. (TMG)</b>
<b># Bids Received: &lt; <u>N/A RFQ</u> &gt;</b>	<b>Awarded Contractor</b>
Total Base Bid Project Cost for All General Construction	<b>\$1,277,010.00</b>
Contingency Allowance (included in base bid)	<b>\$80,000.00</b>
Asbestos Abatement (included in base bid)	<b>\$157,451.00</b>
<b>BASE TOTAL</b>	<b>\$1,277,010.00</b>
Alternates - N/A No alternates were selected with this award	<b>\$0.00</b>
<b>Total Base with Alternates</b>	<b>\$1,277,010.00</b>

Prince George's County Public Schools  
Department of Capital Programs, Procurement Office

## APPROVAL OF CONTRACTS

LEA: St. Mary's County

PSC No. 18.024.21 SR

Project Name: Dynard Elementary

Bid Opening: 02/08/2021

Project Type: Systemic Renovation

Scope of Work: Roof Replacement/ HVAC

Basis for Award of Contract: base bid plus alts. 1,2, and 3

Basis of Funding: 58% of eligible base bid plus alts. 1, 2, and 3

Local Funds: \$2,453,640

State Funds: \$3,388,360

Total Contract: \$5,842,000

State Contingency for Change Orders: 0

Transfer State Funds:	Account No.	Amount
Decrease Project Allocation:	<u>18.024.2021</u>	<u>\$1,006,640</u>
Increase LEA Reserved Appropriation:	<u>40.000.2021</u>	<u>\$1,006,640</u>
Decrease LEA Reserved Appropriation:		<u>\$0</u>
Increase Project Allocation:		<u>\$0</u>

<u>Contract #</u>	<u>Contractor</u>	<u>Total Contract</u>
1	Paramount Mechanical Corp.	<u>\$5,842,000</u>
		<u><b>\$5,842,000</b></u>

Notes: (1) Replace the 41,050 sf 1992 EPDM roof and entire 1992 HVAC system.

(2) Prevailing wage rates apply to this contract.

(3) All change orders are Local responsibility; change orders are not required to be submitted to the State for review. Final State funding is evaluated at time of project Close-Out.

IAC Approval Date: \_\_\_\_\_

# BID TABULATION

Systemic HVAC Renovation and Roof Replacement at Dynard Elementary School

SMCPS-2021-07-DSS-DC

FEBRUARY 8, 2021 @ 11:30 A.M.

Time Received:	Base Bid	10:55 AM	10:47 AM	NO BID RECEIVED	10:45 AM	10:58 AM	10:40 AM
	MBE Attachments A and B	10:58 AM	10:47 AM		10:45 AM	11:12 AM	10:40 AM
Bidder	DENVER-ELEK, INC.	LIMBACH	ADRIAN L. MERTON, INC.	PARAMOUNT MECHANICAL CORP.	SCHEIBEL CONSTRUCTION	W.L. GARY CO., INC.	
MBE Attachments A and B	yes	yes	n/a	yes	yes	yes	
Addendum Acknowledgement (Addenda #'s 1-7)	yes	yes	n/a	yes	yes	yes	
Bid Proposal Form (00310)	yes	yes	n/a	yes	yes	yes	
Affidavit (00350)	yes	yes	n/a	yes	yes	yes	
Sex Offender Certification (00360)	yes	yes	n/a	yes	yes	yes	
Bid Security/Bond (00410)	yes	yes	n/a	yes	yes	yes	
Bid Letter of Surety	yes	yes	n/a	yes	yes	yes	
Unit Price Schedule	yes	yes	n/a	yes	yes	yes	
Total Base Bid	\$5,930,000	\$5,771,333	n/a	\$5,352,000	\$5,679,000	\$5,867,950	
Add Alternate #1- New LED fixtures and controls	\$343,200.00	\$356,390.00	n/a	\$280,000.00	\$290,000.00	\$450,000.00	
Add Alternate #2- New fire alarm system	\$100,500.00	\$30,679.00	n/a	\$130,000.00	\$86,000.00	\$122,850.00	
Add Alternate #3- New emergency generator	\$64,000.00	\$56,112.00	n/a	\$80,000.00	\$60,000.00	\$65,000.00	
Total Base, Plus Alternates:	\$6,437,700.00	\$6,214,514.00	n/a	\$5,842,000.00	\$6,115,000.00	\$6,505,800.00	

Bid Start: 11:30 AM

Bid Stop:

Bid packages read by: Vivian Johnston, Contract and Fiscal Specialist

Recorded by: Todd Whitlock, Project Management Coordinator

Reviewed by: Paola Laino, Director

## APPROVAL OF CONTRACTS

LEA: St. May's County

PSC No. 18.022.10/13/20/21 EEI SR

Project Name: Green Holly Elementary

Bid Opening: 02/05/2021

Project Type: Systemic Renovation

Scope of Work: HVAC/Switchgear

Basis for Award of Contract: base bid plus alts. 1,2, and 5

Basis of Funding: 58% of eligible base bid plus alts. 1,2, and 5, up to max allocation

Local Funds: \$3,408,000

State Funds: \$2,258,000

Total Contract: \$5,666,000

State Contingency for Change Orders: 0

Transfer State Funds:	Account No.	Amount
Decrease Project Allocation:		<u>\$0</u>
Increase LEA Reserved Appropriation:		<u>\$0</u>
Decrease LEA Reserved Appropriation:		<u>\$0</u>
Increase Project Allocation:		<u>\$0</u>

<u>Contract #</u>	<u>Contractor</u>	<u>Total Contract</u>
1	W.L. Gary Co., Inc.	<u>\$5,666,000</u>
		<u><b>\$5,666,000</b></u>

**Notes:** (1) Replacement of the electrical switchgear and specified parts of the HVAC system installed in 19973 for a portion of the facility.  
(2) Prevailing wage rates apply to this contract.  
(3) All change orders are Local responsibility; change orders are not required to be submitted to the State for review. Final State funding is evaluated at time of project Close-Out.

IAC Approval Date: \_\_\_\_\_

**BID TABULATION**  
HVAC & SWITCHGEAR RENOVATION AT GREEN HOLLY ELEMENTARY SCHOOL  
SMCPS-2021-05-DSS-DC  
FEBRUARY 5, 2021 @ 1:30 P.M.

Time Received:	Base Bid	12:45 PM	12:42 PM	n/a	12:40 PM	12:54 PM	12:30 PM
	MBE Attachments A and B	1:45 PM	12:53 PM	n/a	12:50 PM	1:14 PM	12:44 PM
Bidder	DENVER-ELEK, INC.	LIMBACH	ADRIAN L. MERTON, INC.	PARAMOUNT MECHANICAL CORP.	SCHEIBEL CONSTRUCTION	W.L. GARY CO., INC.	
MBE Attachments A and B	yes	yes	no	yes	yes	yes	
Addendum Acknowledgement (Addenda #'s 1-4)	yes	yes	no	yes	yes	yes	
Bid Proposal Form (00310)	yes	yes	no	yes	yes	yes	
Affidavit (00350)	yes	yes	no	yes	yes	yes	
Sex Offender Certification (00360)	yes	yes	no	yes	yes	yes	
Bid Security/Bond (00410)	yes	yes	no	yes	yes	yes	
Bid Letter of Surety	ON FILE	ON FILE	ON FILE	ON FILE	ON FILE	ON FILE	
Unit Price Schedule	yes	yes	no	yes	yes	yes	
Total Base Bid	\$6,773,000	\$5,702,880	no	\$5,285,000	\$5,696,000	\$5,173,000	
Add Alternate #1- Replace existing heating water piping	\$162,500.00	\$140,000.00	no	\$395,000.00	\$99,000.00	\$89,000.00	
Add Alternate #2- New Water Service and Sprinklers	\$378,900.00	\$335,000.00	no	\$140,000.00	\$330,000.00	\$320,000.00	
Add Alternate #3- New LED Fixtures and Controls	\$391,800.00	\$251,000.00	no	\$345,000.00	\$324,000.00	\$357,000.00	
Add Alternate #4- Fire Alarm System	\$73,100.00	\$61,000.00	no	\$50,000.00	\$50,000.00	\$35,000.00	
Add Alternate #5- Replace Generator and Transfer Switch	\$49,800.00	\$44,000.00	no	\$67,000.00	\$42,000.00	\$84,000.00	
Total Base, Plus Alternates:	\$7,829,100.00	\$6,533,880.00	n/a	\$6,282,000.00	\$6,541,000.00	\$6,058,000.00	

Bid Start: 1:30 PM

Bid Stop: 1:42 PM

Bid packages read by: Wes King, Project Management Coordinator

Recorded by: Vivian Johnston, Contract and Fiscal Specialist

Reviewed by: Paola Laino, Director

## **APPROVAL OF CONTRACTS**

**LEA:** Washington County

**PSC No.** 21.024.21 SR

**Project Name:** North Hagerstown High

**Bid Opening:** 02/23/2021

**Project Type:** Systemic Renovation

**Scope of Work:** Chiller Replacement

**Basis for Award of Contract:** base bid

**Basis of Funding:** 79% of eligible base bid

**Local Funds:** \$384,599

**State Funds:** \$1,446,826

**Total Contract:** \$1,831,425

**State Contingency for Change Orders:** 0

<b>Transfer State Funds:</b>	<b>Account No.</b>	<b>Amount</b>
<b>Decrease Project Allocation:</b>	<u>21.024.2021</u>	<u>\$174</u>
<b>Increase LEA Reserved Appropriation:</b>	<u>40.000.2021</u>	<u>\$174</u>
<b>Decrease LEA Reserved Appropriation:</b>		<u>\$0</u>
<b>Increase Project Allocation:</b>		<u>\$0</u>

<b><u>Contract #</u></b>	<b><u>Contractor</u></b>	<b><u>Total Contract</u></b>
1	Edward Kocharian & Co., Inc.	<u>\$1,831,425</u>
		<u><b>\$1,831,425</b></u>

**Notes:** (1) Replace the existing two (2) chillers installed in 1992.

(2) Prevailing wage rates apply to this contract.

(3) All change orders are Local responsibility; change orders are not required to be submitted to the State for review. Final state funding is evaluated at the time of close-out.

**IAC Approval Date:**

---

	Borlie Mechanical Contracting, LLC.	Denver-Elek, Inc.	Edward Kocharian & Co., Inc.	M & M Welding and Fabricators, Inc.	Temp Air Company	R.H. Lapp & Sons, Inc.	Warner Mechanical (R.W. Warner, Inc.)	Walter N. Yoder & Sons, Inc.
Base Bid	\$ 2,035,000.00	\$ 2,058,000.00	\$ 1,831,425.00	\$ 2,030,000.00	N/A	\$ 2,096,890.00	\$ 1,875,000.00	N/A
Add Alternate 1 -	\$ (40,000.00)	\$0.00	\$ 19,407.00	\$ 12,000.00	N/A	\$ 160,512.00	\$ 145,000.00	N/A

## APPROVAL OF CONTRACTS

LEA: Baltimore City

PSC No. 30.061.19 SR

Project Name: #125 Furman L. Templeton Elementary

Bid Opening: 01/28/2021

Project Type: Systemic Renovation

Scope of Work: Elevator

Basis for Award of Contract: base bid plus alt. 1

Basis of Funding: 93% of eligible base bid plus alt. 1

Local Funds: \$23,652

State Funds: \$314,228

Total Contract: \$337,880

State Contingency for Change Orders: 0

Transfer State Funds:	Account No.	Amount
Decrease Project Allocation:	<u>30.061.2019</u>	<u>\$25,772</u>
Increase LEA Reserved Appropriation:	<u>40.000.2019</u>	<u>\$25,772</u>
Decrease LEA Reserved Appropriation:		<u>\$0</u>
Increase Project Allocation:		<u>\$0</u>

<u>Contract #</u>	<u>Contractor</u>	<u>Total Contract</u>
1	Nichols Contracting, Inc.	<u>\$337,880</u>
		<u><b>\$337,880</b></u>

Notes: (1) Upgrading of the 1969 elevator and machine room.

(2) All change orders are local responsibility; change orders are not required to be submitted to the State for review. Final State funding is evaluated at time of project Close-Out.

IAC Approval Date:

---

**BALTIMORE CITY PUBLIC SCHOOLS****IFB-21038****ELEVATOR MODERNIZATION AT FURMAN TEMPLETON PREPATORY ACADEMY SCHOOL #125****BID DUE DATE: THURSDAY, JANUARY 28, 2021, 12:00 P.M. LOCAL TIME**

	<b>Responding Vendor</b>	<b>Grand Total</b>	<b>Line 1</b>
1	Chilmar	\$351,696.00	\$349,396.00
2	Nicholas Contracting	\$337,880.00	\$334,910.00
3			
4			
5			
6			
7			
8			
9			
10			
11			
12			
13			
14			
15			

Bids Opened By: Stuart Feldman

Date 1/28/2021

Bids Recorded By: Patricia Graff

Date 1/28/2021

## APPROVAL OF CONTRACTS

LEA: Baltimore City

PSC No. 30.148.15/20 SR

Project Name: #241 Fallstaff PK-8

Bid Opening: 01/28/2021

Project Type: Systemic Renovation

Scope of Work: Fire Safety

Basis for Award of Contract: base bid

Basis of Funding: 93% of eligible base bid

Local Funds: \$20,965

State Funds: \$278,535

Total Contract: \$299,500

State Contingency for Change Orders: 0

Transfer State Funds:	Account No.	Amount
Decrease Project Allocation:	<u>30.148.2020</u>	<u>\$129,465</u>
Increase LEA Reserved Appropriation:	<u>40.000.2020</u>	<u>\$129,465</u>
Decrease LEA Reserved Appropriation:		<u>\$0</u>
Increase Project Allocation:		<u>\$0</u>

<u>Contract #</u>	<u>Contractor</u>	<u>Total Contract</u>
1	QSS International, Inc.	<u>\$299,500</u>
		<u><b>\$299,500</b></u>

**Notes:** (1) Replacement of the fire alarm system. Installation of a new sprinkler system would be a local expense.  
(2) All change orders are local responsibility; change orders are not required to be submitted to the State for review. Final State funding is evaluated at time of project Close-Out.  
(3) IAC approval of the contract is contingent upon DGS review of the design before LEA proceeds to next stage of design or begins construction. If the design is found to be inadequate to State standards and is not corrected at local expense then funding for this project may be cancelled.

**IAC Approval Date:**

---

**BALTIMORE CITY PUBLIC SCHOOLS**  
**IFB-21039**  
**FIRE ALARM UPGRADE AT FALLSTAFF PRE K-8 SCHOOL #241**  
**BID DUE DATE: THURSDAY, JANUARY 28, 2021, 12:00 P.M. LOCAL TIME**

	<b>Responding Vendor</b>	<b>Grand Total</b>
1	QSS International	\$299,500.00
2		
3		
4		
5		
6		
7		
8		
9		
10		
11		
12		
13		
14		
15		

Bids Opened By: Stuart Feldman

Date 1/28/2021

Bids Recorded By: Patricia Graff

Date 1/28/2021

## APPROVAL OF CONTRACTS

LEA: Baltimore City

PSC No. 30.227.15/20

Project Name: #407 Western High

Bid Opening: 01/28/2021

Project Type: Construction

Scope of Work: Pool

Basis for Award of Contract: base bid

Basis of Funding: 93% of eligible base bid, up to max allocation

Local Funds: \$653,216

State Funds: \$2,021,820

Total Contract: \$2,675,036

State Contingency for Change Orders: 0

Transfer State Funds:	Account No.	Amount
Decrease Project Allocation:		<u>\$0</u>
Increase LEA Reserved Appropriation:		<u>\$0</u>
Decrease LEA Reserved Appropriation:		<u>\$0</u>
Increase Project Allocation:		<u>\$0</u>

<u>Contract #</u>	<u>Contractor</u>	<u>Total Contract</u>
1	A.R. Marani, Inc.	<u>\$2,675,036</u>
		<u><b>\$2,675,036</b></u>

**Notes:** (1) Renovation of the 1967 pool, including replacement of the pool base, sides, filtration system, heating system, lighting, exhaust and dehumidification systems, resurfacing of the pool deck, renovation of the filter room, new wall treatment and new bleacher seating.  
(2) Prevailing wage rates apply to this contract.  
(3) All change orders are local responsibility; change orders are not required to be submitted to the State for review. Final State funding is evaluated at time of project Close-Out.  
(4) IAC approval of the contract is contingent upon DGS review of the design before LEA proceeds to next stage of design or begins construction. If the design is found to be inadequate to State standards and is not corrected at local expense then funding for this project may be cancelled.

**IAC Approval Date:**

---

**BALTIMORE CITY PUBLIC SCHOOLS**

**IFB-21037**

**SWIMMING POOL REPLACEMENT AT WESTERN HIGH SCHOOL #407**

**BID DUE DATE: THURSDAY, JANUARY 28, 2021, 12:00 P.M. LOCAL TIME**

	<b>Responding Vendor</b>	<b>Grand Total</b>
1	A.M. Marani	\$2,898,336.00
2	Brawner Builders	\$3,491,636.00
3	Denver-Elek	\$3,475,200.00
4		
5		
6		
7		
8		
9		
10		
11		
12		
13		
14		
15		

Bids Opened By: Stuart Feldman

Date 1/28/2021

Bids Recorded By: Patricia Graff

Date 1/28/2021

## Item 1.C. Approval of Revisions to Previously Approved Contracts

---

### **Motion:**

To approve the revisions to previously approved contract awards to accurately reflect the adjusted reversion amount

### **Background Information:**

Projects approved for funding in the FY 2021 CIP that have previously had contract awards approved by the IAC need to be revised to reflect the correct State participation amounts. Additional revisions and/or adjustments to the school name, PSC number, notes, etc. may also be required and are reflected in the detailed information per project.

August 22, 2019 - Approval of Contract

Montgomery County- Maryvale Elementary/Carl Sandburg School

PSC 15.194.14/19/21 LPC EGRC

Project Type: C - Addition

Change PSC# from 15.151.20 LP to 15.194.14/19/21 LPC EGRC

Change State funds from \$0 to \$12,436,000

Change Local funds from \$49,767,000 to \$37,331,000

## Item 1.D. Completed Project Allocation Reversions

---

### Motion:

To approve, the reversion of the amounts identified below to the appropriate statewide appropriation account.

### Background

### Information:

The projects below are ready to be closed out but have small balances remaining. In order to fully close the project, staff recommends that the IAC approve the reversion of the unused appropriation balances as identified below:

### Project Information:

<u>Project Name</u>	<u>Project Number</u>	<u>Amount</u>
<b><u>Washington County</u></b>		
Bester Elementary - Replacement	21.021.13/14/15 LPC	\$200,939
		<b><u>\$200,939</u></b>
<b><u>Wicomico County</u></b>		
Delmar Elementary - EEI Lighting	22.007.13 EEI	\$2,435
Wicomico High - EEI Lighting	22.009.13 EEI	\$2,439
Mardela Middle/High - EEI Lighting	22.018.13 EEI	\$9,152
		<b><u>\$14,026</u></b>
	<b>Total</b>	<b><u>\$214,965</u></b>

## Item 1.E. Project Closeouts

---

### **Motion:**

To approve the final State project costs as presented and to remove the projects from the active project detailed financial report.

### **Background Information:**

The projects identified in the attached reports are complete and reimbursed. IAC recommends that the IAC approve the final State allocation, contract, and expenditure amounts as presented. This action by the IAC allows the projects to be removed from the active project detailed financial reports.



INTERAGENCY COMMISSION ON SCHOOL CONSTRUCTION (IAC)  
PUBLIC SCHOOL CONSTRUCTION PROGRAM  
REPORT OF ACTIVE STATE PROJECT ALLOCATIONS, CONTRACTS, & EXPENDITURES  
As of April 15, 2021

PROJECT NAME	CIP YEAR(S)									DATE OF LAST	# OF MONTHS SINCE DATE OF	PROJECT
PSC - #PID	IAC DATE	ALLOCATION	CONTINGENCY	% CONTRACTED	% EXPENDED	UNCONTRACTED ALLOCATION	UNEXPENDED ALLOCATION	CONTRACT ACTION	LAST EXPENDITURE	STATUS		
Anne Arundel County												
Broadneck Elementary - SR-Electrical 02.023.2018 -#9,888	2018 07/2017	\$68,500	\$0	\$68,500 100%	\$63,500 93%	\$-	\$5,000	10/2018	12/2020	4	●	●
◆IAC received Form 306.6 Closeout summary on 11/26/19, pending staff action.												
Broadneck Elementary - SR-Roof 02.023.2012/2019 -#9,939	2019 05/2018	\$791,820	\$0	\$791,820 100%	\$791,820 100%	\$-	\$-	08/2018	02/2021	2	●	●
◆IAC received Form 306.6 Closeout summary on 09/29/20, pending staff action.												
Severn River Middle - C-Renovation - Open Space Conversion 02.096.2010/2014 -#8,827	2014 01/1900	\$1,504,844	\$0	\$1,504,844 100%	\$1,504,844 100%	\$-	\$-	03/2018	11/2019	17	●	●
◆IAC received Form 306.6 Closeout summary on 03/26/20, pending staff action.												
3 Active Projects	Anne Arundel County Total	\$2,365,164	\$0	\$2,365,164	\$2,360,164	\$0	\$5,000	1 Projects ready to Close				

**Project Status:**  
● LP Approved ● Project Allocated ● Project contracted ● Project Expended ● Project %Contracted and %Expended =100%, Months since last expenditure is greater than 12. Submission of Form 306.6 is due.

**Notes:** 1. Yellow highlighting indicates project has not been contracted within two years of the CIP allocation, per Education Article Section 5-303-(j)(3)(I).  
2. Green highlighting indicates project has been contracted within the last 6 months, however no expenditures have been processed by the IAC.



INTERAGENCY COMMISSION ON SCHOOL CONSTRUCTION (IAC)  
PUBLIC SCHOOL CONSTRUCTION PROGRAM  
REPORT OF ACTIVE STATE PROJECT ALLOCATIONS, CONTRACTS, & EXPENDITURES  
As of April 15, 2021

PROJECT NAME		CIP YEAR(S)	ALLOCATION	CONTINGENCY	CONTRACTED/		EXPENDITURES/		UNCONTRACTED	UNEXPENDED	DATE	# OF MONTHS	PROJECT	
PSC - #PID	PROJECT TYPE	IAC DATE			% CONTRACTED	% EXPENDED	% ALLOCATION	% ALLOCATION			OF LAST	SINCE DATE OF		
Wicomico County														
Fruitland Intermediate - SR-Lighting 22.017.2013EEI -#9,048		2014 01/2013	\$46,000	\$0	\$46,000	100%	\$46,000	100%	\$-	\$-	08/2013	10/2013	90	<div><div></div><div></div><div></div><div></div></div>
◆IAC received Form 306.6 Closeout summary on 01/29/15, pending staff action.														
Pinehurst Elementary - SR-Lighting 22.002.2013EEI -#9,045		2014 01/2013	\$28,000	\$0	\$28,000	100%	\$28,000	100%	\$-	\$-	11/2013	11/2013	89	<div><div></div><div></div><div></div><div></div></div>
◆IAC received Form 306.6 Closeout summary on 01/29/15, pending staff action.														
Wicomico Middle - SR-Lighting 22.015.2013EEI -#9,043		2014 01/2013	\$43,000	\$0	\$43,000	100%	\$43,000	100%	\$-	\$-	09/2013	10/2013	90	<div><div></div><div></div><div></div><div></div></div>
◆IAC received Form 306.6 Closeout summary on 01/29/15, pending staff action.														
3 Active Projects		Wicomico County Total		\$117,000	\$0	\$117,000	\$117,000	\$0	\$0	3 Projects ready to Close				

**Project Status:**

● LP Approved ● Project Allocated ● Project contracted ● Project Expended ● Project %Contracted and %Expended =100%, Months since last expenditure is greater than 12. Submission of Form 306.6 is due.

**Notes:**

1. Yellow highlighting indicates project has not been contracted within two years of the CIP allocation, per Education Article Section 5-303-(j)(3)(I).

2. Green highlighting indicates project has been contracted within the last 6 months, however no expenditures have been processed by the IAC.



INTERAGENCY COMMISSION ON SCHOOL CONSTRUCTION (IAC)  
PUBLIC SCHOOL CONSTRUCTION PROGRAM  
REPORT OF ACTIVE STATE PROJECT ALLOCATIONS, CONTRACTS, & EXPENDITURES  
As of April 15, 2021

PROJECT NAME PSC - #PID	PROJECT TYPE	CIP YEAR(S) IAC DATE	ALLOCATION	CONTINGENCY	CONTRACTED/ % CONTRACTED	EXPENDITURES/ % EXPENDED	UNCONTRACTED ALLOCATION	UNEXPENDED ALLOCATION	DATE OF LAST CONTRACT ACTION	# OF MONTHS SINCE DATE OF LAST EXPENDITURE	PROJECT STATUS
Baltimore City											
#022 George Washington Elementary - SR-Elevator 30.177.2016 -#9,546		2016 07/2015	\$214,433	\$0	\$214,433 100%	\$214,433 100%	\$-	\$-	06/2017	05/2018 35	<div><div></div><div></div><div></div><div></div></div>
◆IAC received Form 306.6 Closeout summary on 02/21/20, pending staff action.											
#039 Dallas F. Nicholas, Sr. Elementary - SR-Fire Safety 30.020.2016 -#9,537		2016 07/2015	\$199,950	\$0	\$199,950 100%	\$199,950 100%	\$-	\$-	06/2017	07/2018 33	<div><div></div><div></div><div></div><div></div></div>
◆IAC received Form 306.6 Closeout summary on 02/21/20, pending staff action.											
#047 Hampstead Hill Academy PK-8 - SR-Fire Safety 30.025.2016 -#9,543		2016 07/2015	\$110,456	\$0	\$110,456 100%	\$110,456 100%	\$-	\$-	06/2017	07/2018 33	<div><div></div><div></div><div></div><div></div></div>
◆IAC received Form 306.6 Closeout summary on 02/21/20, pending staff action.											
#055 Hampden PK-8 - SR-Fire Safety 30.030.2016 -#9,539		2016 07/2015	\$195,300	\$0	\$195,300 100%	\$195,300 100%	\$-	\$-	06/2017	07/2018 33	<div><div></div><div></div><div></div><div></div></div>
◆IAC received Form 306.6 Closeout summary on 03/03/20, pending staff action.											
#063 Rosemont PK-8 - SR-Roof 30.127.2016 -#9,452		2016 07/2015	\$716,100	\$0	\$716,100 100%	\$716,100 100%	\$-	\$-	06/2017	06/2019 22	<div><div></div><div></div><div></div><div></div></div>
◆IAC received Form 306.6 Closeout summary on 03/03/20, pending staff action.											
#079 William H. Lemmel Building - SR-Elevator 30.040.2014 -#9,069		2014 07/2013	\$253,806	\$0	\$253,806 100%	\$253,806 100%	\$-	\$-	05/2015	12/2016 52	<div><div></div><div></div><div></div><div></div></div>
◆IAC received Form 306.6 Closeout summary on 03/05/20, pending staff action.											

**Project Status:**  
● LP Approved ● Project Allocated ● Project contracted ● Project Expended ● Project %Contracted and %Expended =100%, Months since last expenditure is greater than 12. Submission of Form 306.6 is due.

**Notes:** 1. Yellow highlighting indicates project has not been contracted within two years of the CIP allocation, per Education Article Section 5-303-(j)(3)(I).  
2. Green highlighting indicates project has been contracted within the last 6 months, however no expenditures have been processed by the IAC.



INTERAGENCY COMMISSION ON SCHOOL CONSTRUCTION (IAC)  
PUBLIC SCHOOL CONSTRUCTION PROGRAM  
REPORT OF ACTIVE STATE PROJECT ALLOCATIONS, CONTRACTS, & EXPENDITURES  
As of April 15, 2021

PROJECT NAME PSC - #PID	PROJECT TYPE	CIP YEAR(S) IAC DATE	ALLOCATION	CONTINGENCY	CONTRACTED/ % CONTRACTED	EXPENDITURES/ % EXPENDED	UNCONTRACTED ALLOCATION	UNEXPENDED ALLOCATION	DATE OF LAST CONTRACT ACTION	# OF MONTHS SINCE DATE OF LAST EXPENDITURE	PROJECT STATUS
Baltimore City											
#080 West Baltimore Building - SR-Elevator 30.237.2014 -#9,168		2014 07/2013	\$260,000	\$0	\$260,000 100%	\$260,000 100%	\$-	\$-	05/2015	12/2016 52	<div><div></div><div></div><div></div><div></div></div>
◆IAC received Form 306.6 Closeout summary on 03/05/20, pending staff action.											
#081 North Bend PK-8 - SR-Elevator 30.041.2014 -#9,068		2014 07/2013	\$203,586	\$0	\$203,586 100%	\$203,586 100%	\$-	\$-	05/2015	08/2016 56	<div><div></div><div></div><div></div><div></div></div>
◆IAC received Form 306.6 Closeout summary on 03/05/20, pending staff action.											
#083 William Paca Elementary - SR-Fire Safety 30.042.2016 -#9,540		2016 07/2015	\$162,750	\$0	\$162,750 100%	\$162,750 100%	\$-	\$-	05/2017	12/2017 40	<div><div></div><div></div><div></div><div></div></div>
◆IAC received Form 306.6 Closeout summary on 03/05/20, pending staff action.											
#130 Booker T. Washington Building - SR-Elevator 30.168.2014 -#9,070		2014 07/2013	\$276,000	\$0	\$276,000 100%	\$276,000 100%	\$-	\$-	05/2015	07/2017 45	<div><div></div><div></div><div></div><div></div></div>
◆IAC received Form 306.6 Closeout summary on 03/06/20, pending staff action.											
10 Active Projects	Baltimore City Total		\$2,592,381	\$0	\$2,592,381	\$2,592,381	\$0	\$0	10 Projects ready to Close		

**Project Status:**  
● LP Approved ● Project Allocated ● Project contracted ● Project Expended ● Project %Contracted and %Expended =100%, Months since last expenditure is greater than 12. Submission of Form 306.6 is due.

**Notes:**  
1. Yellow highlighting indicates project has not been contracted within two years of the CIP allocation, per Education Article Section 5-303-(j)(3)(I).  
2. Green highlighting indicates project has been contracted within the last 6 months, however no expenditures have been processed by the IAC.



INTERAGENCY COMMISSION ON SCHOOL CONSTRUCTION (IAC)  
PUBLIC SCHOOL CONSTRUCTION PROGRAM  
REPORT OF ACTIVE STATE PROJECT ALLOCATIONS, CONTRACTS, & EXPENDITURES  
As of April 15, 2021

SUMMARY OF STATEWIDE TOTALS

	ALLOCATION	CONTINGENCY	CONTRACTED/ % CONTRACTED	EXPENDITURES/ % EXPENDED	UNCONTRACTED ALLOCATION	UNEXPENDED ALLOCATION	DATE OF LAST CONTRACT ACTION	# OF MONTHS SINCE DATE OF LAST EXPENDITURE	PROJECT STATUS
<u>16</u> Active Projects Statewide Totals	\$5,074,545	\$0	\$5,074,545	\$5,069,545	\$0	\$5,000		<u>14</u> Projects Ready to Close	

This report includes by project the State portion of the allocation, contract and expenditures.  
The data is extracted from the Capital Financial Accounting System (CFAS).

**Please report any discrepancies to:**  
Wanda Ascencio, IAC Financial Manager  
wanda.ascencio1@maryland.gov  
410-767-0614

**Project Status:**  
● LP Approved ● Project Allocated ● Project contracted ● Project Expended ● Project %Contracted and %Expended =100%, Months since last expenditure is greater than 12. Submission of Form 306.6 is due.

**Notes:** 1. Yellow highlighting indicates project has not been contracted within two years of the CIP allocation, per Education Article Section 5-303-(j)(3)(I).  
2. Green highlighting indicates project has been contracted within the last 6 months, however no expenditures have been processed by the IAC.

**Item 1.F. Status Report on Contract Deadline Extensions Related to the Governor's Executive Order Dated March 12, 2020**

---

**Motion:**

This item is informational and does not require IAC action.

**Background Information:**

Section 5-303(j) of the Education Article of the Maryland Code requires that, for each Capital Improvement Program (CIP) project that receives an allocation of State school-construction funds from the Interagency Commission on School Construction (IAC), the LEA execute a contract with a vendor within two years of the IAC's approval of the project allocation. On August 20, 2020, Robert A. Gorrell, Executive Director of the IAC — acting pursuant to the Proclamation of Governor Lawrence J. Hogan, Jr. (the "Governor") dated March 5, 2020 proclaiming a State of Emergency related to COVID-19; and the Order of the Governor dated March 12, 2020 — issued a Notice extending the date by which a CIP project must be under contract. The Notice was updated on April 1, 2021 to require that projects extended under the Governor's order be under contract by June 30, 2021, pursuant to the Governor's Executive Order No. 21-03-09-03.

The following projects have been extended pursuant to this public notice.

LEA	School	Scope	ProjNum	Allocation	Date	Status
Montgomery	Oakland Terrace ES	HVAC	15 140 2019	\$599,000	05/31/18	Contract for approval in the April IAC Meeting.
Prince George's	Dwight Eisenhower EM	HVAC	16 008 2019	\$8,070,000	05/31/18	Contract for approval in the April IAC Meeting.
Baltimore City	Edgewood ES	VPU	30 262 2016	\$445,000	10/09/18	Project was rescinded in January IAC meeting. Funded by HSFF.
Baltimore City	North Bend PK-8	HVAC	30 041 2017	\$1,760,000	10/09/18	Under DGS review.
Baltimore City	Furman Templeton ES	Elevator	30 061 2017	\$340,000	10/09/18	Contract for approval in the April IAC Meeting.
Baltimore City	Booker T Wash. BLDG	Roof	30 168 2017	\$4,800,000	10/09/18	DGS provided comments, City Schools provided requested documents on 4/15/2021.
Baltimore City	Ben Franklin BLDG	Roof	30 099 2017	\$3,120,000	10/09/18	DGS reviewed and provided final approval 4/15/2021.
Baltimore City	Edmondson HS	Roof	30 246 2017	\$3,200,000	10/09/18	DGS reviewed and provided final approval 4/19/2021.
Baltimore City	City College HS	Roof	30 110 2017	\$4,000,000	10/09/18	Project was rescinded in the January IAC meeting.
Baltimore City	City College HS	Fire Alarm	30 110 2017	\$2,560,000	10/09/18	Project was rescinded in the January IAC meeting.
			<b>All</b>	<b>\$28,894,000</b>		

**Item 1G. Aging Schools Program: Fiscal Year 2022 LEA Allocations**

---

**Motion:**

This item is informational and does not require IAC action.

**Background**

**Information:**

In compliance with Education Article § 5-206(f)(2) Distribution of Grants – Aging Schools Program, specified funding amounts are allocated to each school system in the State of Maryland to address capital improvements, repairs, maintenance and deferred maintenance work at existing public school buildings and sites serving students.

To date a total of \$6.468M is available to be allocated to eligible projects throughout the State of Maryland. For Fiscal Year 2022, \$6.109 million in State General Obligation Bonds and \$359,395 in unexpended prior year balances are available for distribution. Similar to CIP allocations, ASP balances are to be reserved for the specific LEAs to which they were originally allocated. Since the funding consists of bond proceeds, eligible projects will be required to have at least a 15-year anticipated lifespan.

Project submission requests are reviewed for eligibility on a rolling basis. For this fiscal year, IAC staff will begin soliciting applications beginning on April 30, 2021 and will stop accepting applications on April 4, 2022. All project reimbursement requests are due to the IAC's finance office by December 1, 2022. The Summary of LEA Allocations and administrative procedures are included as backup material.



# IAC

A sufficient learning environment for every child in every seat in Maryland.

## **Aging Schools Program Administrative Procedures Guide**

Interagency Commission on School Construction

**Updated April 2021**

These procedures are available for download at:

<https://mdschoolconstruction.org/>

Applications for this program must be submitted online at:

[SharePoint1](#)

**200 W. Baltimore Street**

**Baltimore, MD 21201**

**(410) 767-2135**

IAC MEETING 04/29/2019

- 82 -

## Table of Contents

### Record of Changes

<u>Date</u>	<u>Version</u>	<u>Description</u>
01/21/2020	2.0	Updated COMAR Reference; 10 Future Project Funding – revised review level submission requirements

### Contents

<b>1. Background</b>	<b>1</b>
<b>2. Purpose</b>	<b>1</b>
<b>3. Allocations</b>	<b>1</b>
<b>4. Eligible Aging School Projects</b>	<b>1</b>
<b>5. Ineligible Projects/Expenditures</b>	<b>2</b>
<b>6. Application Process</b>	<b>2</b>
<b>7. Project Approval Process</b>	<b>3</b>
<b>8. Procurement/Contract Awards</b>	<b>4</b>
<b>9. Processing For Payment</b>	<b>5</b>
<b>10. Future Project Funding</b>	<b>6</b>
<b>11. Excerpt from COMAR 14.39.02 Regulations for the Administration of the PSCP</b>	<b>7</b>
<b>12. SharePoint Instructions</b>	<b>8</b>

## 1. Background

Maryland's Aging Schools Program was established by legislation in 1997. Subsequent legislation extended and modified it. Funds are distributed in accordance with the Education Article §5-206(f)(2). Beginning with fiscal year 2010, funding for the Program was provided from proceeds of State general obligation bonds. Eligible projects were thereafter restricted to those having at least a 15-year anticipated lifespan.

The ASP is administered by the Interagency Commission on School Construction (IAC) in accordance with COMAR 14.39.02 *Regulations for the Administration of the Public School Construction Program*, .18 Aging Schools Program. The IAC approves expenditures and develops administrative procedures for the Program.

## 2. Purpose

The Aging Schools Program (ASP) provides State funds to all school systems in the State of Maryland to address the needs of their aging school buildings. These funds may be utilized for capital improvement projects in existing public school buildings and sites serving students. These funds may also be used to fund window air- conditioning units.

## 3. Allocations

1. Funding allocations for each Local Education Authority's (LEA) are set forth in Education Article §5- 206(f)(2).
2. By May 1 of each year the IAC staff will disseminate information regarding the annual allocation available for each LEA and the program schedule.
3. State funds provided through the ASP do not require matching local funds. The LEA is required to have local funds available for the payment of cost in excess of the State allocation and ineligible project cost.

## 4. Eligible Aging School Projects

Eligible projects are capital improvements to public school buildings and sites that, when completed, would protect the school building from deterioration, improve the safety of students and staff, and enhance the delivery of educational programs. This listing of eligible items can be found in Attachment I - *Eligible Projects\Expenditures and Required Project Approvals*.

1. The amount of ASP funding requested must be at least \$10,000 and no more than the total State allocation for the LEA, except as allowed by Section E of this procedures guide, and there are no restrictions on the LEA providing additional funds for the project.

2. The building or building system improved by the project must have a minimum calculated age of 16 years at the time the funding request is submitted. Age will be calculated from the following:
  - a) Original occupancy date if never renovated, or;
  - b) Occupancy date following a complete renovation, or;
  - c) Average of original occupancy date and post-partial renovation occupancy date.
3. The school's utilization rate should be at least 60%; however, the LEA may submit documentation for approval justifying the project if the rate is less.

## 5. Ineligible Projects/Expenditures

Ineligible projects and expenditures are the same as those specified in COMAR 14.39.02.11, Regulations on the Administration of the Public School Construction Program, Ineligible Expenditures. The listing of ineligible expenditures can be found in *COMAR 14.39.02.11. Ineligible Expenditures*. Additionally, ASP funds may not be used:

- a) To increase the State or local share of a project;
- b) To supplement an approved State allocation for a project;
- c) For improvements to property owned by a board of education that is not used by public school students;
- d) For a contractual period exceeding one year;
- e) For improvements to or the movement of relocatable classroom buildings;
- f) For the establishment of a contingency account for change orders for any public school construction project.

Projects placed under contract before approval by the IAC are not eligible.

## 6. Application Process

The LEA shall submit the ASP application to the SharePoint portal for review and final approval by the IAC and preliminary approval by the designees using the ASP Application form located on <http://sp1.pscp.state.md.us>. Refer to the Appendix II: *Instructions for Submission of Aging Schools Program (ASP) Application to the PSCP SharePoint Portal* document for specific directions. The Instructions for Submission of ASP is located on the IAC website ([Aging Schools Program](#)).

1. The project must be of a distinctive type in a single building and within the list of eligible expenditures shown in Attachment I - *Eligible Projects/Expenditures and Required Project Approvals*.
2. The application should list the proposed projects in priority order and include one or two paragraphs describing in detail the existing conditions and the proposed scope of work including the determination of the applicability of the Emergency Shelter Compliance Process. The submission should also include:
  - i. The actual age of the building or building system improved.
  - ii. The number of units or square footage involved, if appropriate.

- iii. A cost estimate for the project.
  - iv. The anticipated dates of commencement and completion of the work.
  - v. The method by which the work will be accomplished, e.g. competitive bids, existing open-ended contracts, or purchase orders.
  - vi. The category identified for design or specification services that will be utilized for the project, e.g. architect, engineer, consultant, staff.
- 3. For those projects that would qualify as capital maintenance (systemic) projects under the Capital Improvement Program, the same information required for CIP submissions is required for the ASP.
  - 4. The ASP list of projects may be submitted following a date specified by the IAC annually, and must be submitted at least 60 days before the end of the fiscal year for which funding is available.
  - 5. After projects are approved and assigned a PSC/ASP number, the LEA may determine that another project is of a higher priority. The LEA may then request a substitution for the previously approved ASP project. The request will be subject to review and approval as for all ASP projects.
  - 6. The cumulative cost estimate for the proposed projects may exceed the LEA's allocation by no more than ten (10) percent. The proposed work estimate may be adjusted upon request from the LEA at the time of contract award approval or approval of the purchase order. Funding is limited to the LEA's total annual allocation.

## 7. Project Approval Process

- 1. Requests from the school systems will be reviewed and processed as they are received. The following will be considered:
  - a) Type of work;
  - b) Age of the building or system;
  - c) Current CIP for other work planned at the facility;
  - d) The utilization rate of the school.
- 2. It is anticipated that projects will be approved within ten (10) working days of a complete submission. A PSC/ASP project number will then be assigned. A project can then proceed through the design and/or procurement process.
- 3. Attachment I - *Eligible Projects\Expenditures and Required Project Approvals* lists the levels of review required for eligible expenditures prior to advertising and bidding. The State may alter these requirements at its discretion. Failure to comply with these review requirements will result in the project being deemed ineligible for State funding. The submission requirements for projects that repair or replace components of a building system could be reduced during the initial review process.
- 4. The LEA will be required to provide an (IAC/PSCP Form 104.2) Environmental Assessment Form (<https://iac.mdschoolconstruction.org/wp-content/uploads/2020/12/Environmental-Assessment.doc>) to the State Clearinghouse if the project will change the footprint of the existing facility.
- 5. The Maryland Emergency Management Agency (MEMA) is to be consulted for each project that the LEA

determines will be used for public shelter during a national, state, or local emergency event.

6. The Maryland Historical Trust (MHT) must be consulted on all projects for State funding, requiring standard review as set forth in the Programmatic Agreement. The LEA should review the MHT *Schools by Category* list for projects receiving State funding to determine if consultation with MHT is applicable to the requested project. The project review submission form is available at <http://www.mht.maryland.gov>. Contact Amanda Apple, Maryland Historical Trust at (410) 697-9533 or [Amanda.apple@maryland.gov](mailto:Amanda.apple@maryland.gov) if you have any questions.

## 8. Procurement/Contract Awards

1. Procurements shall be in compliance with COMAR 14.39.03 *Construction Procurement Methods* as well as § 5-112 of the Education Article. State ASP funds may only be expended for projects which are placed under contract or procured after a PSC/ASP number is assigned and the project has proceeded through the required review process for the specific project type. Failure to comply with this requirement will result in the withholding of funds for that project. The school system may then substitute another project for review and approval.

The following will apply:

- a) **Projects which cost less than \$50,000** do not require IAC approval of the procurement and, generally, sealed bids are not required unless a local board of education policy or procedure has a dollar value that requires sealed bids.
  - b) **Projects which cost at least \$50,000 but less than \$100,000 are required to be bid, consistent with Section 5-112 Bids of the Education Article.** IAC approval of contracts with a total cost of less than \$100,000 is not required prior to entering into the contract but is subject to State review at the time reimbursement is requested. A copy of the bid tabulation must be submitted with IAC/PSCP Form RE 4000 *Project Reimbursement/Expenditure Report* for the ASP project.
  - c) **Projects which cost \$100,000 or more are required to be bid, consistent with Section 5-112 Bids of the Education Article.** IAC approval of the contract award is required prior to the board of education entering into the contract. A copy of the bid tabulation with a copy of the low bidder's proposal must be submitted for State review and approval of the contract award.
2. An existing State or local contract which was previously competitively bid can be utilized for any project in the funding levels described above. The previously approved contract number, the bid date, and the expiration date of the contract should be submitted.
  3. Projects over \$500,000 in which the State participation is more than 25% of the total contract value, can utilize an existing State or local contract, so long as verification is provided that prevailing wages are paid, in accordance with State Finance and Procurement Article §17-201 through §17-226.
  4. The LEA must utilize its MBE procedures for all ASP project procurements. All requests for reimbursement must include a completed *Project Reimbursement/Expenditures Report, Minority Business Enterprise Participation Form* is located on the PSCP website:  
[https://iac.mdschoolconstruction.org/?page\\_id=2813](https://iac.mdschoolconstruction.org/?page_id=2813).

5. Adherence to the MBE procedures is required for all ASP project procurements to ensure reimbursement at project completion. Projects with a construction value estimate in excess of \$50,000 are required to submit a *MBE Goal Setting Analysis* to PSCP, as specified in Subsection 5.d of the amended Section 4.0 *MBE Goals Setting Procedures*. For projects with a construction value in excess of \$200,000, the Form should also be sent to the Governor's Office of Small, Minority & Women Business Affairs (GOSBA). Any questions regarding MBE submissions should be directed to [iac.pscp@maryland.gov](mailto:iac.pscp@maryland.gov).
6. A State school construction sign is required for ASP projects costing \$100,000 or more. These signs are available from the Maryland Correctional Enterprises (MCE) Sign Plant #111, C/O Patuxent Institution, Attn: Charles Behnke, Plant Manager, 7555 Waterloo Road, Jessup, MD 20794; their telephone number is (410) 799-5102. They may be ordered by faxing a purchase order to (410) 799-7911. The e-mail address for the Sign Shop is [Charles.Behnke@maryland.gov](mailto:Charles.Behnke@maryland.gov). The Construction Sign mock-up is located on the IAC website [https://iac.mdschoolconstruction.org/?page\\_id=616](https://iac.mdschoolconstruction.org/?page_id=616).

## 9. Processing For Payment

Payment for work completed under the ASP will be through reimbursement to the school system. The State will provide a single payment to the school system at the completion of the project. Upon completion of the project, the school system should submit IAC/PSCP form RE 4000 *Project Reimbursement/Expenditure Report* ([https://iac.mdschoolconstruction.org/?page\\_id=737](https://iac.mdschoolconstruction.org/?page_id=737)) and IAC/PSCP form 306.4 page 3 *Certified Minority Business Enterprise Participation* ([https://iac.mdschoolconstruction.org/?page\\_id=2813](https://iac.mdschoolconstruction.org/?page_id=2813)). Copies of cancelled checks and contractor's requisitions/invoices or paid purchase orders must accompany this form. If the contractor's requisitions/invoices do not provide a description of the type of work performed, a copy of the purchase order or contract shall be provided. No other financial reports or documentation need be submitted to process the reimbursement request. As with all State-funded school construction projects, supporting documentation must be retained until future audit.

1. In lieu of submitting a copy of the cancelled check from the bank, the *Contractor's Certification of Receipt of Payment* (Attachment VII - IAC/PSCP form 306.2a) will be accepted to initiate reimbursement. It must be signed by the contractor and notarized. This form must accompany IAC/PSCP form RE 4000 – *Project Reimbursement/Expenditure Report*. Cancelled checks (originals) must be maintained by the LEA for subsequent review by PSCP auditors.
2. If the request for reimbursement differs from the amount specified in the initial submission, the school system must submit a brief explanation of the difference and specify the action requested by the school system. All requests for reimbursement shall be submitted 30 days prior to the end of the calendar year in which reimbursement is required.

## 10. Future Project Funding

1. If a public school building is renovated through the Capital Improvement Program within 15 years of the completion of an ASP project, the maximum State construction allocation for the renovation or limited renovation of the building shall be adjusted to account for the State's previous ASP allocation. Local funds expended for such improvements will not be deducted in future years from the maximum State

construction allocation.

**Resources:**

- Interagency Commission on School Construction Website - [iac.mdschoolconstruction.org](http://iac.mdschoolconstruction.org)
- SharePoint Portal - <http://sp1.pscp.state.md.us>
- ASP Forms - [https://iac.mdschoolconstruction.org/?page\\_id=616](https://iac.mdschoolconstruction.org/?page_id=616)
  - IAC/PSCP RE 4000 - Project Reimbursement/Expenditure Report
  - IAC/PSCP 306.4 - Project Reimbursement/Expenditure Report – Minority Business Enterprise Participation
  - IAC/PSCP 306.2 - Contractors Certification of Receipt of Payment

All projects require State review, approval and the assignment of a PSC/ASP number prior to award of contract.

Any project with a total cost of \$100,000 or more requires State approval of the contract award prior to proceeding.

**Review level submission requirements are as follows:**

- 1) No review required by MSDE or DGS.
- 2) Abbreviated educational specifications, schematic drawings, design development documents/construction documents required for MSDE/DGS review as applicable.
- 3) Design development documents/construction documents required for DGS review.
- 4) Construction documents required for DGS review.

## APPENDIX I - Eligible Projects/Expenditures and Required Project Approvals

ADA accessibility (interior/exterior)	3
Asbestos and/or lead paint removal/abatement	4
Bleacher repair and/or replacement	4
Building renovations (interior/exterior)	2
Carpeting with a 15 year warranty (installation/replacement with VCT)	4
Ceilings (replacement)	4
Communication systems (telephone and/or public address)	4
Career Technology Education program facilities	1
Doors and/or windows (interior/exterior)	3
Electrical systems	3
Elevators	3
Energy conservation projects	3
Fire protection systems and/or components (alarms and/or sprinklers)	3
Flooring materials (repair, replace and/or refinish)	4
Folding partitions (installation/replacement)	4
Heating, ventilating, air conditioning systems and/or components	3
Kindergarten/pre-kindergarten facilities	1
Lighting systems and/or components	3
Masonry work and/or components	4
Playground equipment	4
Plumbing, water, and/or sewer lines and fixtures	4
Renovation projects (related to educational programs/services)	1
Roofing systems and/or components	3
Science facilities (middle or high school)	1
Security improvements	4
School Library facilities	1
Site redevelopment	3
Underground fuel tanks (remove and/or replace)	4
Wiring schools for technology (voice, video, & data)	3

### **ADDITIONAL NOTE:**

Other projects will be reviewed for eligibility on a case-by-case basis, and required submittals will be specified.

## 11. Appendix II - Ineligible Expenditures

### 1. Ineligible Expenditures.

The following expenditures are ineligible for State funding:

- A. Site acquisition;
- B. Offsite development costs except those listed as eligible in Regulation .10 of this chapter;
  - c. Master plans;
- D. Projects proposed in buildings or portions of buildings that have been constructed or renovated within 15 years, except that a building or portion of a building in which a limited renovation was performed is eligible for additional work within 15 years of the date that the limited renovation construction was completed;
- E. Capital Maintenance projects to replace, upgrade, or renovate building systems that have been replaced, upgraded, or renovated within 15 years.
- F. Ancillary construction costs such as:
  - (1) Permits;
  - (2) Bid advertising;
  - (3) Water and sewer connection charges;
  - (4) Models; or
  - (5) Renderings;
- G. Leasing school facilities except as provided in COMAR 14.39.05;
- H. Construction inspection services;
- I. Relocation costs for site occupants;
- J. Salaries of local employees;
- K. Construction of administrative or support facilities, including regional or central administrative offices, warehousing, resource, printing, vehicle storage, and maintenance facilities;
- L. Movable equipment, furnishings, and artwork as defined by the IAC;
- M. Temporary storage.

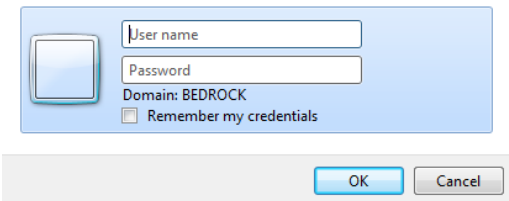
**\* NOTE: MAINTENANCE IN COMAR 14.39.02.18 IS ELIGIBLE UNDER THE AGING SCHOOLS PROGRAM**

In any case, where a local board desires to proceed with a capital improvement project, or part thereof, which is ineligible for State funding, the Commission shall determine the added cost to the approved project generated by the ineligible aspects, and the local board may proceed with the project but without State funding for the added cost.

## 12. Appendix III - Step by Step Instructions - Aging Schools Program Application Submission in SharePoint

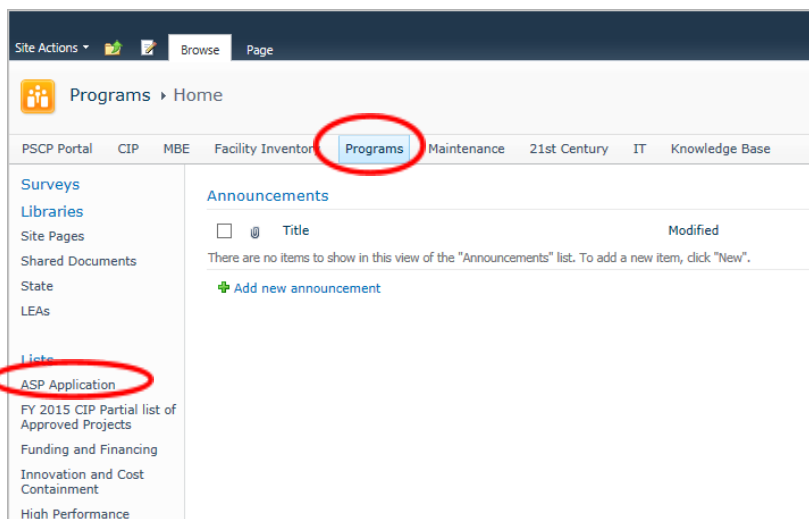
### Access Application

1. Contact IAC staff at [iac.pscp@maryland.gov](mailto:iac.pscp@maryland.gov) to obtain a username and password for the SharePoint site; (if you do not already have one).
2. **\*\*You must use Internet Explorer\*\***
3. In Internet Explorer, navigate to the PSCP SharePoint site: <http://sp1.pscp.state.md.us>
4. Enter the username and password provided by the IAC's IT Department.




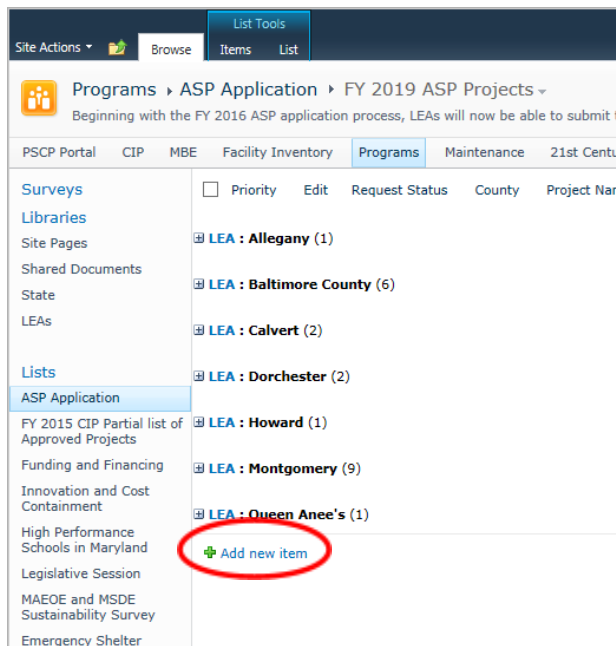
A screenshot of a SharePoint login dialog box. It has a light blue background. On the left is a small icon of a computer monitor. To the right of the icon are two text input fields: the top one is labeled "User name" and the bottom one is labeled "Password". Below these fields, it says "Domain: BEDROCK". At the bottom left of the dialog is a checkbox labeled "Remember my credentials". At the bottom right are two buttons: "OK" and "Cancel".

5. Click on the "Programs" tab.



6. Under the *Lists* sidebar on the left, click "ASP Application".

7. Click  **Add new item** .



## Complete Application

In the "ASP Application - New Item" form, complete each field (see Table 1). Complete a new application for **each** project request.

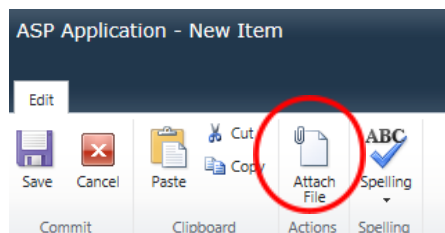
**The LEA is to complete all required fields.**

- Identify project priority order for each project requested.
- LEA completes all fields on ASP LEA application tab for each project request.
- The project requests should not exceed the LEA allocation by more than 10% (See diagram on next page)

**Table 1 - LEA APPLICATION TAB**

Field Name	Description/Content
1. Date Request Submitted	Enter the date of application submission
2. Priority	Enter project priority order
3. Fiscal Year	Enter the ASP fiscal year
4. LEA	Choose from drop-down list
5. Project Name	Enter the name of the school and indicate Elementary, Middle, High, or other as appropriate <b>(Do not use acronyms or abbreviations)</b>
6. Description/Justification	Enter the type of project (i.e., ceiling, masonry work, flooring, roofing - see APG for ASP – Eligible Project /Expenditures and Required Project Approvals). Describe in detail the existing condition and proposed scope of work. Indicate if the project requires replacement of the electrical system or an upgrade of the electrical system.
7. Age (Building Component)	Enter the date of construction or latest renovation of the building, system, or component
8. Anticipated Date Work Begins	Enter the anticipated date that the work would begin
9. Anticipated Date Work Completed	Enter the anticipated date for the completion of the work
10. Method of Accomplishing Work	Enter the procurement method that will be used to accomplish the work (i.e., purchase order, competitive sealed bids, utilize existing time/material contract, utilize existing State/local contract, or other procurement method, per COMAR 23.03.02.03).
11. Method of Accomplishing Design Services	Enter the method that will be used to accomplish design services (i.e., architect, engineer, in-house staff, architect/engineer, consultants, or describe other method).
12. LEA Total Cost Estimate	Enter total estimated eligible cost for the project (exclude all ineligible costs including A/E fees) and the ASP funds proposed to be allocated for this project. Since no local matching funds are required for ASP projects, the total cost can be equal to the ASP funds requested.
13. LEA ASP State \$ Requested	Enter total estimated eligible cost for the project (exclude all ineligible costs including A/E fees) and the ASP funds proposed to be allocated for this project. Since no local matching funds are required for ASP projects, the total cost can be equal to the ASP funds.
14. Local ASP \$ Approved	Enter total estimated amount of Local funds required for the project, if applicable
15. State ASP \$ Approval	Enter the total amount of State funds approved for the project, if applicable
16. Questions to the LEA Requiring a Response	This field is used to communicate Designees' questions to the LEA. An answer is required prior to approval.
17. LEA Response to Designees Questions	LEA fills in their response to the Designee's questions

8. To add attachments, click the “Attach File” button at the top of the “ASP Application - New Item” form




9. Click “Save” to submit your ASP project request to the PSCP for IAC Designee review and approval.




You will now see a new item in the ASP Application List with a Request Status of Pending.

10. The LEA should notify IAC staff at [iac.pscp@maryland.gov](mailto:iac.pscp@maryland.gov) when the initial application is uploaded and when any revisions or changes to the project approval are requested.
11. PSCP receives an alert indicating a request has been submitted and begins the review for eligibility process for the IAC Designee approval within two days of application submission.
12. After PSCP initial review for eligibility is complete, the PSCP enters the “Date Ready for Designees Review” on the *PSCP/Designees* tab.



13. An email alert notifies the IAC Designees that the application is ready for review. IAC Designees will review the request and any questions are entered into SharePoint. A notification email is sent to the LEA indicating that there have been changes made to the application that need attention and and/or response. The LEA enters their response in the *LEA Response to Designees Questions* field.
14. Once Designees review and decisions are complete, the “Request Status” field is changed from “Pending” to “Approved” or “Denied”.



15. The LEA is sent an email approval notification including an Approved ASP Projects report. Each project application will be maintained in SharePoint.
16. Revisions will be made by the LEA/PSCP to the application in SharePoint. PSCP will receive an alert indicating when revisions are made to approved projects. Remarks can be added to the *LEA Response to Designees* field to explain the reason for the revision.
17. If an application has been submitted in error, please notify IAC staff at [iac.pscp@maryland.gov](mailto:iac.pscp@maryland.gov) and the request will be deleted; "Cancelled" status indicates the project was previously "Approved" then later "Cancelled".

## END OF DOCUMENT

### Procedures prepared by:

Interagency Commission on School  
Construction 200 West Baltimore Street  
Baltimore, MD 21201

[https://iac.mdschoolconstruction.org/?page\\_id=2813](https://iac.mdschoolconstruction.org/?page_id=2813)

[iac.pscp@maryland.gov](mailto:iac.pscp@maryland.gov)

**Interagency Commission on School Construction  
Public School Construction Program  
Aging Schools Program  
Fiscal Year 2022 Allocations**

<b>LEA</b>	<b>FY 2022 ASP Allocation (2)</b>	<b>Prior Fiscal Years: 2015, 2016, 2018, 2019, 2020, 2021 Unexpended Allocation (2)</b>	<b>Total Final Program Funding Available from All Applicable Fiscal Years</b>
Allegany	\$97,791	\$0	\$97,791
Anne Arundel	\$506,038	\$0	\$506,038
Baltimore City	\$1,387,924	\$104,811	\$1,492,735
Baltimore	\$874,227	\$71,208	\$945,435
Calvert	\$38,292	\$0	\$38,292
Caroline	\$50,074	\$3,762	\$53,836
Carroll	\$137,261	\$0	\$137,261
Cecil	\$96,024	\$3,625	\$99,649
Charles	\$50,074	\$109,344	\$159,418
Dorchester	\$38,292	\$0	\$38,292
Frederick	\$182,622	\$0	\$182,622
Garrett	\$38,292	\$0	\$38,292
Harford	\$217,379	\$7,273	\$224,652
Howard	\$87,776	\$0	\$87,776
Kent	\$38,292	\$1,501	\$39,793
Montgomery	\$602,651	\$0	\$602,651
Prince George's	\$1,209,426	\$0	\$1,209,426
Queen Anne's	\$50,074	\$0	\$50,074
St. Mary's	\$50,074	\$0	\$50,074
Somerset	\$38,292	\$12,213	\$50,505
Talbot	\$38,292	\$45,658	\$83,950
Washington	\$134,904	\$0	\$134,904
Wicomico	\$106,627	\$0	\$106,627
Worcester	\$38,292	\$0	\$38,292
<b>Totals</b>	<b>\$6,108,990</b>	<b>\$359,395</b>	<b>\$6,468,385</b>

Notes:

(1) Education Article, § 5-206(f)(2) Distribution of Grants – Aging Schools Program

(2) Reallocation of prior year authorizations.

## Item 1H. Quarterly Project Status Report

---

**Motion:**

This item is informational and does not require IAC action.

**Background Information:**

Please see attached report on Active State Project Allocations, Contracts and Expenditures as of April 15, 2021.



INTERAGENCY COMMISSION ON SCHOOL CONSTRUCTION (IAC)  
PUBLIC SCHOOL CONSTRUCTION PROGRAM  
REPORT OF ACTIVE STATE PROJECT ALLOCATIONS, CONTRACTS, & EXPENDITURES  
As of April 15, 2021

Page 1 of 106

PROJECT NAME PSC - #PID	PROJECT TYPE	CIP YEAR(S) IAC DATE	ALLOCATION	CONTINGENCY	CONTRACTED/ % CONTRACTED	EXPENDITURES/ % EXPENDED	UNCONTRACTED ALLOCATION	UNEXPENDED CONTRACT	DATE OF LAST CONTRACT ACTION	# OF MONTHS SINCE DATE OF LAST EXPENDITURE	PROJECT STATUS
Allegany County											
Allegany High - C-Replacement 01.038.2006/2015/2017/2018/2019 -#9,688		2013 LP 2017, 2018, 2019 07/2016	\$40,192,000	\$0	\$40,192,000 100%	\$40,192,000 100%	\$-	\$-	08/2018	11/2018 29	<div><div></div><div></div><div></div><div></div></div>
Allegany High - C-E-Rate 01.038.2012SA -#10,061		2019 12/2018	\$26,274	\$0	\$26,274 100%	\$26,274 100%	\$-	\$-	12/2018	01/2019 27	<div><div></div><div></div><div></div><div></div></div>
◆IAC received Form 306.6 Closeout summary on 02/12/21, pending staff action.											
Bel Air Elementary - SR-Roof 01.003./2012SA/2016/2020 -#10,066		2020 07/2019	\$350,200	\$0	\$350,200 100%	\$0 0%	\$-	\$350,200	02/2020	0	<div><div></div><div></div></div>
Braddock Middle - SR-Boiler 01.035.2021 -#10,186		2021 07/2020	\$787,519	\$0	\$787,519 100%	\$0 0%	\$-	\$787,519	02/2021	0	<div><div></div><div></div></div>
Center for Career & Tech Education Center - SR-Roof 01.027.2020/2021 -#10,071		2020,2021 07/2019	\$1,134,750	\$0	\$0 0%	\$0 0%	\$1,134,750	\$-		0	<div><div></div></div>
George's Creek Elementary - SR-Boiler 01.001.2012SA -#10,039		2019 08/2018	\$91,585	\$0	\$91,585 100%	\$91,585 100%	\$-	\$-	06/2020	03/2021 1	<div><div></div><div></div><div></div></div>
Mount Savage Elementary/Middle - SR-Roof 01.025.2018 -#9,784		2018 07/2017	\$873,000	\$0	\$873,000 100%	\$873,000 100%	\$-	\$-	04/2019	09/2019 19	<div><div></div><div></div><div></div><div></div></div>
◆IAC received Form 306.6 Closeout summary on 02/12/21, pending staff action.											
Washington Middle - SR-Boiler 01.034.2020/2021 -#10,072		2020,2021 07/2019	\$794,765	\$0	\$794,765 100%	\$0 0%	\$-	\$794,765	02/2021	0	<div><div></div><div></div></div>

**Project Status:**  
● LP Approved ● Project Allocated ● Project contracted ● Project Expended ● Project %Contracted and %Expended =100%, Months since last expenditure is greater than 12. Submission of Form 306.6 is due.

**Notes:** 1. Yellow highlighting indicates project has not been contracted within two years of the CIP allocation, per Education Article Section 5-303-(j)(3)(I).  
2. Green highlighting indicates project has been contracted within the last 6 months, however no expenditures have been processed by the IAC.



INTERAGENCY COMMISSION ON SCHOOL CONSTRUCTION (IAC)  
PUBLIC SCHOOL CONSTRUCTION PROGRAM  
REPORT OF ACTIVE STATE PROJECT ALLOCATIONS, CONTRACTS, & EXPENDITURES  
As of April 15, 2021

<u>8</u> Active Projects	Allegany County Total	\$44,250,093	\$0	\$43,115,343	\$41,182,859	\$1,134,750	\$1,932,484	<u>3</u> Projects ready to Close
--------------------------	-----------------------	--------------	-----	--------------	--------------	-------------	-------------	----------------------------------






























**Project Status:**  
● LP Approved ● Project Allocated ● Project contracted ● Project Expended ● Project %Contracted and %Expended =100%, Months since last expenditure is greater than 12. Submission of Form 306.6 is due.

**Notes:** 1. Yellow highlighting indicates project has not been contracted within two years of the CIP allocation, per Education Article Section 5-303-(j)(3)(I).  
2. Green highlighting indicates project has been contracted within the last 6 months, however no expenditures have been processed by the IAC.





INTERAGENCY COMMISSION ON SCHOOL CONSTRUCTION (IAC)  
PUBLIC SCHOOL CONSTRUCTION PROGRAM  
REPORT OF ACTIVE STATE PROJECT ALLOCATIONS, CONTRACTS, & EXPENDITURES  
As of April 15, 2021

Page 3 of 106

PROJECT NAME PSC - #PID	PROJECT TYPE	CIP YEAR(S) IAC DATE	ALLOCATION	CONTINGENCY	CONTRACTED/ % CONTRACTED	EXPENDITURES/ % EXPENDED	UNCONTRACTED ALLOCATION	UNEXPENDED CONTRACT	DATE OF LAST CONTRACT ACTION	# OF MONTHS SINCE DATE OF LAST EXPENDITURE	PROJECT STATUS
Anne Arundel County											
Annapolis High - C-Addition 02.030.2012SA -#7,892		2012 11/2013	\$4,802,822	\$0	\$4,802,822 100%	\$4,802,822 100%	\$-	\$-	08/2014	06/2016	58    
◆IAC received Form 306.6 Closeout summary on 09/29/20, pending staff action.											
Annapolis Middle - SR-HVAC/Windows/Ceiling/Lighting 02.061.2020/2020EGRC -#10,073		2020 07/2019	\$9,500,000	\$0	\$9,500,000 100%	\$9,500,000 100%	\$-	\$-	06/2019	03/2020	13    
Arnold Elementary - C-Replacement 02.106.2016/2018EGRC/2018/2019 -#9,693		2017 LP 2018, 2019 07/2017	\$8,251,638	\$0	\$8,251,638 100%	\$8,251,638 100%	\$-	\$-	03/2019	09/2019	19    
Arundel Middle - SR-Roof 02.057.2019/2019EGRC -#9,974		2019 07/2018	\$1,603,714	\$0	\$1,603,714 100%	\$1,603,714 100%	\$-	\$-	10/2018	03/2020	13    
Arundel Middle - C-Addition 02.057.2021 -#10,188		2021 LP 2021 06/2020	\$3,875,000	\$0	\$3,875,000 100%	\$0 0%	\$-	\$3,875,000	11/2020		0  
Benfield Elementary - C-Renovation-Addition 02.029.2015/2016 -#8,830		2014 LP 2015, 2016 07/2014	\$4,451,307	\$0	\$4,451,307 100%	\$4,451,307 100%	\$-	\$-	09/2015	05/2016	59    
Bodkin Elementary - SR-HVAC/Windows 02.062.2019 -#9,936		2019 08/2018	\$2,146,500	\$0	\$2,146,500 100%	\$2,146,500 100%	\$-	\$-	08/2018	03/2019	25    
Broadneck Elementary - SR-Electrical 02.023.2018 -#9,888		2018 07/2017	\$68,500	\$0	\$68,500 100%	\$63,500 93%	\$-	\$5,000	10/2018	12/2020	4   
◆IAC received Form 306.6 Closeout summary on 11/26/19, pending staff action.											

Project Status:

 LP Approved  Project Allocated  Project contracted  Project Expended  Project %Contracted and %Expended =100%, Months since last expenditure is greater than 12. Submission of Form 306.6 is due.

Notes: 1. Yellow highlighting indicates project has not been contracted within two years of the CIP allocation, per Education Article Section 5-303-(j)(3)(I).  
2. Green highlighting indicates project has been contracted within the last 6 months, however no expenditures have been processed by the IAC.

IAC MEETING 04/29/2019

- 101 -



INTERAGENCY COMMISSION ON SCHOOL CONSTRUCTION (IAC)  
PUBLIC SCHOOL CONSTRUCTION PROGRAM  
REPORT OF ACTIVE STATE PROJECT ALLOCATIONS, CONTRACTS, & EXPENDITURES  
As of April 15, 2021

Page 4 of 106

PROJECT NAME PSC - #PID	PROJECT TYPE	CIP YEAR(S) IAC DATE	ALLOCATION	CONTINGENCY	CONTRACTED/ % CONTRACTED	EXPENDITURES/ % EXPENDED	UNCONTRACTED ALLOCATION	UNEXPENDED CONTRACT	DATE OF LAST CONTRACT ACTION	# OF MONTHS SINCE DATE OF LAST EXPENDITURE	PROJECT STATUS
Anne Arundel County											
Broadneck Elementary - SR-Roof 02.023.2012/2019 -#9,939		2019 05/2018	\$791,820	\$0	\$791,820 100%	\$791,820 100%	\$-	\$-	08/2018	02/2021	2 ● ● ●
◆IAC received Form 306.6 Closeout summary on 09/29/20, pending staff action.											
Chesapeake Bay Middle - C-Renovation - Open Space Conversion 02.009.2014/2019EGRC -#9,976		2019 07/2018	\$3,461,890	\$0	\$3,461,890 100%	\$3,461,890 100%	\$-	\$-	03/2019	03/2020	13 ● ● ● ●
Crofton Area High - C-New 02.135.2014/2017EGRC/2019/2019EGRC/2020/2020EGRC/2 021EGRC/2021/2021EGRC NM -#9,886		2018 LP 2020, 2021 07/2019	\$30,792,602	\$0	\$30,792,602 100%	\$26,892,362 87%	\$-	\$3,900,240	08/2020	04/2021	0 ● ● ●
Crofton Elementary - C-Renovation-Addition 02.041.2010/2013/2014 -#8,381		2013 LP 2013, 2014 07/2012	\$5,892,393	\$0	\$5,892,393 100%	\$5,892,393 100%	\$-	\$-	04/2016	04/2016	60 ● ● ● ●
Crofton Woods Elementary - C-Addition 02.115.2020/2020EGRC -#10,075		2020 LP 2020 07/2019	\$1,585,000	\$0	\$1,585,000 100%	\$1,585,000 100%	\$-	\$-	08/2019	03/2021	1 ● ● ●
Edgewater Elementary - C-Renovation-Addition 02.033.2020EGRC/2020/2021 -#9,977		2019 LP 2020, 2021 07/2019	\$9,212,000	\$0	\$9,212,000 100%	\$5,527,000 60%	\$-	\$3,685,000	08/2020	11/2019	17 ● ● ●
George T. Cromwell Elementary - C-Renovation-Addition 02.063.2014/2017EGRC/2018/2019/2019EGRC/2020/2020E GRC -#9,885		2018 LP 2018, 2019, 2020 07/2017	\$5,592,000	\$0	\$5,592,000 100%	\$5,592,000 100%	\$-	\$-	08/2019	03/2020	13 ● ● ● ●
Glen Burnie Park Elementary - C-Addition-Renovation 02.073.2019 -#9,940		2019 LP 2019 07/2018	\$3,139,000	\$0	\$3,139,000 100%	\$3,139,000 100%	\$-	\$-	11/2018	02/2020	14 ● ● ● ●

Project Status:

● LP Approved ● Project Allocated ● Project contracted ● Project Expended ● Project %Contracted and %Expended =100%, Months since last expenditure is greater than 12. Submission of Form 306.6 is due.

- Notes:
1. Yellow highlighting indicates project has not been contracted within two years of the CIP allocation, per Education Article Section 5-303-(j)(3)(I).
  2. Green highlighting indicates project has been contracted within the last 6 months, however no expenditures have been processed by the IAC.

IAC MEETING 04/29/2019



INTERAGENCY COMMISSION ON SCHOOL CONSTRUCTION (IAC)  
PUBLIC SCHOOL CONSTRUCTION PROGRAM  
REPORT OF ACTIVE STATE PROJECT ALLOCATIONS, CONTRACTS, & EXPENDITURES  
As of April 15, 2021

PROJECT NAME PSC - #PID	PROJECT TYPE	CIP YEAR(S) IAC DATE	ALLOCATION	CONTINGENCY	CONTRACTED/ % CONTRACTED	EXPENDITURES/ % EXPENDED	UNCONTRACTED ALLOCATION	UNEXPENDED CONTRACT	DATE OF LAST CONTRACT ACTION	# OF MONTHS SINCE DATE OF LAST EXPENDITURE	PROJECT STATUS
Anne Arundel County											
High Point Elementary - C-Addition-Renovation 02.015.2015/2017EGRC/2017/2018 -#9,499		2016 LP 2017, 2018 07/2016	\$11,389,000	\$0	\$11,389,000 100%	\$11,389,000 100%		\$-	08/2017	06/2019 22	<div><div></div><div></div><div></div><div></div></div>
Jessup Elementary - C-Replacement 02.016.2014/2018/2018EGRC/2019 -#9,580		2017 LP 2018, 2019 07/2017	\$13,802,000	\$0	\$13,802,000 100%	\$13,802,000 100%		\$-	08/2018	10/2019 18	<div><div></div><div></div><div></div><div></div></div>
Lindale Middle - SR-Electrical 02.127.2017 -#10,163		2020 07/2019	\$200,000	\$0	\$200,000 100%	\$0 0%		\$-	05/2020	0	<div><div></div><div></div></div>
Linthicum Elementary - C-K-PK Addition 02.008.2017 -#10,162		2020 LP 2020 07/2019	\$1,595,870	\$0	\$1,595,870 100%	\$1,595,870 100%		\$-	03/2020	03/2021 1	<div><div></div><div></div><div></div></div>
Manor View Elementary - C-Renovation-Addition 02.074.2017/2017EGRC/2018 -#9,498		2016 LP 2017, 2018 07/2016	\$6,818,000	\$0	\$6,818,000 100%	\$6,818,000 100%		\$-	08/2017	10/2018 30	<div><div></div><div></div><div></div><div></div></div>
Marley Elementary - C-Addition 02.079.2018/2019 -#9,792		2018 LP 2018, 2019 07/2017	\$888,000	\$0	\$888,000 100%	\$888,000 100%		\$-	08/2018	03/2019 25	<div><div></div><div></div><div></div><div></div></div>
Maryland City Elementary - C-K-PK Addition 02.082.2019 -#9,938		2019 LP 2019 07/2018	\$1,514,000	\$0	\$1,514,000 100%	\$1,514,000 100%		\$-	08/2018	04/2019 24	<div><div></div><div></div><div></div><div></div></div>
Maryland City Elementary - SR-Roof 02.082.2021 -#10,187		2021 06/2020	\$778,133	\$0	\$778,133 100%	\$0 0%		\$-	06/2020	0	<div><div></div><div></div></div>

**Project Status:**  
● LP Approved ● Project Allocated ● Project contracted ● Project Expended ● Project %Contracted and %Expended =100%, Months since last expenditure is greater than 12. Submission of Form 306.6 is due.

**Notes:** 1. Yellow highlighting indicates project has not been contracted within two years of the CIP allocation, per Education Article Section 5-303-(j)(3)(I).  
2. Green highlighting indicates project has been contracted within the last 6 months, however no expenditures have been processed by the IAC.



INTERAGENCY COMMISSION ON SCHOOL CONSTRUCTION (IAC)  
PUBLIC SCHOOL CONSTRUCTION PROGRAM  
REPORT OF ACTIVE STATE PROJECT ALLOCATIONS, CONTRACTS, & EXPENDITURES  
As of April 15, 2021

PROJECT NAME PSC - #PID	PROJECT TYPE	CIP YEAR(S) IAC DATE	ALLOCATION	CONTINGENCY	CONTRACTED/ % CONTRACTED	EXPENDITURES/ % EXPENDED	UNCONTRACTED ALLOCATION	UNEXPENDED CONTRACT	DATE OF LAST CONTRACT ACTION	# OF MONTHS SINCE DATE OF LAST EXPENDITURE	PROJECT STATUS
Anne Arundel County											
Meade High - SR-HVAC/Ceiling/Lighting 02.013.2011/2015 -#9,194		2015 07/2014	\$5,588,918	\$0	\$5,588,918 100%	\$5,572,325 100%	\$-	\$16,593	01/2016	06/2017	46 <div><div></div><div></div><div></div></div>
Millersville Elementary - SR-HVAC/Windows 02.053.2018 -#9,790		2018 05/2017	\$2,101,000	\$0	\$2,101,000 100%	\$2,101,000 100%	\$-	\$-	09/2017	06/2018	34 <div><div></div><div></div><div></div><div></div></div>
Millersville Elementary - C-K-PK Addition 02.053.2020/2020EGRC -#10,076		2020 LP 2020 07/2019	\$1,277,000	\$0	\$1,277,000 100%	\$1,277,000 100%	\$-	\$-	06/2019	03/2020	13 <div><div></div><div></div><div></div><div></div></div>
Mills-Parole Elementary - C-Renovation-Addition 02.058.2013/2014/2015 -#8,382		2013 LP 2013, 2014, 2015 07/2012	\$5,583,792	\$0	\$5,583,792 100%	\$5,583,792 100%	\$-	\$-	04/2016	04/2016	60 <div><div></div><div></div><div></div><div></div></div>
Northeast High - C-Renovation-Addition 02.055.2006/2007/2008/2010/2011/2012/2013 -#7,487		2010 LP 2010, 2011, 2012, 2013 07/2009	\$22,280,580	\$0	\$22,280,580 100%	\$22,280,580 100%	\$-	\$-	06/2015	04/2018	36 <div><div></div><div></div><div></div><div></div></div>
Park Elementary - C-K-PK Addition 02.076.2018 -#9,791		2018 LP 2018 07/2017	\$1,654,000	\$0	\$1,654,000 100%	\$1,654,000 100%	\$-	\$-	08/2017	01/2019	27 <div><div></div><div></div><div></div><div></div></div>
Quarterfield Elementary - C-Replacement 02.078. -#10,253		2021 LP 0	\$0	\$0	\$0 0%	\$0 0%	\$-	\$-			0 <div><div></div></div>
Quarterfield Elementary - C-Replacement 02.078. -#10,261		2021 LP 0	\$0	\$0	\$0 0%	\$0 0%	\$-	\$-			0 <div><div></div></div>

**Project Status:**  

LP Approved  Project Allocated  Project contracted  Project Expended  Project %Contracted and %Expended =100%, Months since last expenditure is greater than 12. Submission of Form 306.6 is due.

**Notes:** 1. Yellow highlighting indicates project has not been contracted within two years of the CIP allocation, per Education Article Section 5-303-(j)(3)(I).  
2. Green highlighting indicates project has been contracted within the last 6 months, however no expenditures have been processed by the IAC.



INTERAGENCY COMMISSION ON SCHOOL CONSTRUCTION (IAC)  
PUBLIC SCHOOL CONSTRUCTION PROGRAM  
REPORT OF ACTIVE STATE PROJECT ALLOCATIONS, CONTRACTS, & EXPENDITURES  
As of April 15, 2021

PROJECT NAME PSC - #PID	PROJECT TYPE	CIP YEAR(S) IAC DATE	ALLOCATION	CONTINGENCY	CONTRACTED/ % CONTRACTED	EXPENDITURES/ % EXPENDED	UNCONTRACTED ALLOCATION	UNEXPENDED CONTRACT	DATE OF LAST CONTRACT ACTION	# OF MONTHS SINCE DATE OF LAST EXPENDITURE	PROJECT STATUS
Anne Arundel County											
Richard Henry Lee Elementary - C-Renovation-Addition 02.022.2020/2020EGRC/2021 -#10,074		2020 LP 2020, 2021 07/2019	\$10,017,000	\$0	\$10,017,000 100%	\$5,827,000 58%	\$-	\$4,190,000	08/2020	02/2020 14	<div><div></div><div></div><div></div></div>
Riviera Beach Elementary - C-K-PK Addition 02.097.2019/2019EGRC -#9,975		2019 LP 2019 07/2018	\$1,281,000	\$0	\$1,281,000 100%	\$1,281,000 100%	\$-	\$-	08/2018	04/2019 24	<div><div></div><div></div><div></div><div></div></div>
Rolling Knolls Elementary - C-Replacement 02.081.2014HIGH PERF BOND/2014/2015 -#8,829		2014 LP 2014, 2015 07/2013	\$7,960,551	\$0	\$7,960,551 100%	\$7,960,551 100%	\$-	\$-	01/2016	03/2019 25	<div><div></div><div></div><div></div><div></div></div>
Severn River Middle - C-Renovation - Open Space Conversion 02.096.2010/2014 -#8,827		2014 01/1900	\$1,504,844	\$0	\$1,504,844 100%	\$1,504,844 100%	\$-	\$-	03/2018	11/2019 17	<div><div></div><div></div><div></div><div></div></div> <div>◆IAC received Form 306.6 Closeout summary on 03/26/20, pending staff action.</div>
Severna Park High - C-Replacement 02.005.2011/2015/2016/2016EGRC/2017 -#9,094		2014 LP 2015, 2016, 2017 07/2014	\$42,114,000	\$0	\$42,114,000 100%	\$42,114,000 100%	\$-	\$-	09/2016	05/2017 47	<div><div></div><div></div><div></div><div></div></div>
Solley Elementary - C-Addition 02.067.2019/2020/2020EGRC -#9,937		2019 LP 2019, 2020 07/2018	\$938,000	\$0	\$938,000 100%	\$938,000 100%	\$-	\$-	08/2019	03/2020 13	<div><div></div><div></div><div></div><div></div></div>
Sunset Elementary - C-K-PK Addition 02.108. -#10,262		2021 LP 0	\$0	\$0	\$0 0%	\$0 0%	\$-	\$-		0	<div><div></div></div>
Tyler Heights Elementary - C-Renovation-Addition 02.069.2020EGRC/2020/2021 -#9,978		2019 LP 2020, 2021 07/2019	\$4,135,000	\$0	\$4,135,000 100%	\$2,663,000 64%	\$-	\$1,472,000	08/2020	0	<div><div></div><div></div><div></div></div>

**Project Status:**  
● LP Approved ● Project Allocated ● Project contracted ● Project Expended ● Project %Contracted and %Expended =100%, Months since last expenditure is greater than 12. Submission of Form 306.6 is due.

**Notes:** 1. Yellow highlighting indicates project has not been contracted within two years of the CIP allocation, per Education Article Section 5-303-(j)(3)(I).  
2. Green highlighting indicates project has been contracted within the last 6 months, however no expenditures have been processed by the IAC.



INTERAGENCY COMMISSION ON SCHOOL CONSTRUCTION (IAC)  
PUBLIC SCHOOL CONSTRUCTION PROGRAM  
REPORT OF ACTIVE STATE PROJECT ALLOCATIONS, CONTRACTS, & EXPENDITURES  
As of April 15, 2021

PROJECT NAME PSC - #PID	PROJECT TYPE	CIP YEAR(S) IAC DATE	ALLOCATION	CONTINGENCY	CONTRACTED/ % CONTRACTED	EXPENDITURES/ % EXPENDED	UNCONTRACTED ALLOCATION	UNEXPENDED CONTRACT	DATE OF LAST CONTRACT ACTION	# OF MONTHS SINCE DATE OF LAST EXPENDITURE	PROJECT STATUS
Anne Arundel County											
Van Bokkelen Elementary - C-K-PK Addition 02.004. -#10,263		2021 LP 0	\$0	\$0	\$0 0%	\$0	0%	\$-	\$-	0	<div></div>
West Annapolis Elementary - C-Addition-Renovation 02.036.2010/2015/2016 -#9,202		2015 LP 2015, 2016 07/2014	\$3,935,313	\$0	\$3,935,313 100%	\$3,935,313 100%	\$-	\$-	04/2016	12/2020	4 <div></div> <div></div> <div></div>
Woodside Elementary - SR-HVAC 02.120.2018 -#9,793		2018 07/2017	\$1,983,000	\$0	\$1,983,000 100%	\$1,983,000 100%	\$-	\$-	08/2017	06/2019	22 <div></div> <div></div> <div></div> <div></div>
43 Active Projects	Anne Arundel County Total		\$244,505,187	\$0	\$244,505,187	\$226,383,221	\$0	\$18,121,966	26 Projects ready to Close		

**Project Status:**  
● LP Approved ● Project Allocated ● Project contracted ● Project Expended ● Project %Contracted and %Expended =100%, Months since last expenditure is greater than 12. Submission of Form 306.6 is due.

**Notes:** 1. Yellow highlighting indicates project has not been contracted within two years of the CIP allocation, per Education Article Section 5-303-(j)(3)(I).  
2. Green highlighting indicates project has been contracted within the last 6 months, however no expenditures have been processed by the IAC.



INTERAGENCY COMMISSION ON SCHOOL CONSTRUCTION (IAC)  
PUBLIC SCHOOL CONSTRUCTION PROGRAM  
REPORT OF ACTIVE STATE PROJECT ALLOCATIONS, CONTRACTS, & EXPENDITURES  
As of April 15, 2021

Page 9 of 106

PROJECT NAME PSC - #PID	PROJECT TYPE	CIP YEAR(S) IAC DATE	ALLOCATION	CONTINGENCY	CONTRACTED/ % CONTRACTED	EXPENDITURES/ % EXPENDED	UNCONTRACTED ALLOCATION	UNEXPENDED CONTRACT	DATE OF LAST CONTRACT ACTION	# OF MONTHS SINCE DATE OF LAST EXPENDITURE	PROJECT STATUS
Baltimore County											
Arbutus Middle - SR-Air Conditioning 03.048.2014/2018 -#9,799		2018 07/2017	\$2,185,000	\$0	\$2,185,000 100%	\$2,185,000 100%	\$-	\$-	09/2017	10/2020	6 ● ● ●
Battle Grove Elementary - SR-Boiler 03.116.2019EGRC -#9,982		2019 07/2018	\$121,464	\$0	\$121,464 100%	\$115,391 95%	\$-	\$6,073	02/2019	07/2019	21 ● ● ●
Bedford Elementary - C-Replacement 03.089. -#10,264		2021 LP 0	\$0	\$0	\$0 0%	\$0 0%	\$-	\$-			0 ●
Berkshire Elementary - C-Replacement 03.174.2020/2021 -#9,981		2019 LP 2020 07/2019	\$13,963,000	\$0	\$13,963,000 100%	\$4,439,020 32%	\$-	\$9,523,980	08/2020	11/2020	5 ● ● ●
Catonsville @ Bloomsbury Elementary - C-Renovation-Addition 03.217.2016 -#9,294		2015 LP 2016 07/2015	\$7,471,584	\$0	\$7,471,584 100%	\$7,471,584 100%	\$-	\$-	10/2015	08/2017	44 ● ● ● ● ◆IAC received Form 306.6 Closeout summary on 11/02/20, pending staff action.
Chadwick Elementary - C-Replacement 03.125.2021/2021EGRC -#10,165		2020 LP 2021 06/2020	\$16,108,000	\$0	\$16,108,000 100%	\$0 0%	\$-	\$16,108,000	03/2021		0 ● ●
Colgate Elementary - C-Replacement 03.151.2021/2021EGRC -#10,164		2020 LP 2021 06/2020	\$13,520,000	\$0	\$13,520,000 100%	\$0 0%	\$-	\$13,520,000	12/2020		0 ● ●
Dundalk Elementary - C-Replacement 03.052.2014ACI/2016EGRC/2019/2019EGRC/2020/2020EGR C -#9,980		2019 LP 2020 07/2019	\$15,402,000	\$0	\$15,402,000 100%	\$15,402,000 100%	\$-	\$-	08/2019	10/2020	6 ● ● ●

Project Status:

● LP Approved ● Project Allocated ● Project contracted ● Project Expended ● Project %Contracted and %Expended =100%, Months since last expenditure is greater than 12. Submission of Form 306.6 is due.

- Notes:
1. Yellow highlighting indicates project has not been contracted within two years of the CIP allocation, per Education Article Section 5-303-(j)(3)(I).
  2. Green highlighting indicates project has been contracted within the last 6 months, however no expenditures have been processed by the IAC.

IAC MEETING 04/29/2019



INTERAGENCY COMMISSION ON SCHOOL CONSTRUCTION (IAC)  
PUBLIC SCHOOL CONSTRUCTION PROGRAM  
REPORT OF ACTIVE STATE PROJECT ALLOCATIONS, CONTRACTS, & EXPENDITURES  
As of April 15, 2021

Page 10 of 106

PROJECT NAME PSC - #PID	PROJECT TYPE	CIP YEAR(S) IAC DATE	ALLOCATION	CONTINGENCY	CONTRACTED/ % CONTRACTED	EXPENDITURES/ % EXPENDED	UNCONTRACTED ALLOCATION	UNEXPENDED CONTRACT	DATE OF LAST CONTRACT ACTION	# OF MONTHS SINCE DATE OF LAST EXPENDITURE	PROJECT STATUS
Baltimore County											
Edmondson Heights Elementary - SR-Air Conditioning 03.101.2016EGRC -#9,587		2017 07/2016	\$1,532,700	\$0	\$1,532,700 100%	\$1,532,700 100%	\$-	\$-	12/2016	10/2018	30 ●●●●
Featherbed Lane Elementary - SR-Boiler 03.102.2019EGRC -#9,983		2019 07/2018	\$138,139	\$0	\$138,139 100%	\$138,139 100%	\$-	\$-	02/2019	11/2019	17 ●●●●
George W. Carver Center for Arts & Technology - C-Replacement 03.095.2008/2010/2010HIGH PERF BOND/2011 -#7,495		2010 LP 2010, 2011 07/2009	\$19,020,193	\$0	\$19,020,193 100%	\$18,934,973 100%	\$-	\$85,220	05/2015	02/2017	50 ●●●
Golden Ring Middle - SR-Air Conditioning 03.107.2018/2018EGRC -#9,800		2018 07/2017	\$3,918,000	\$0	\$3,918,000 100%	\$3,918,000 100%	\$-	\$-	07/2017	07/2020	9 ●●●
Grange Elementary - SR-Air Conditioning 03.156.2014ACI/2017 -#9,590		2017 07/2016	\$1,881,360	\$0	\$1,881,360 100%	\$1,881,360 100%	\$-	\$-	03/2017	12/2017	40 ●●●●
Hawthorne Elementary - SR-Air Conditioning 03.152.2014ACI -#9,175		2014 09/2013	\$1,242,500	\$0	\$1,242,500 100%	\$1,242,500 100%	\$-	\$-	08/2015	02/2017	50 ●●●●
Hebbville Elementary - SR-Air Conditioning 03.104.2013EEI/2014 -#8,845		2014 07/2013	\$1,624,948	\$0	\$1,624,948 100%	\$1,624,948 100%	\$-	\$-	09/2015	11/2015	65 ●●●●
◆IAC received Form 306.6 Closeout summary on 11/24/15, pending staff action.											
Honeygo (Northeast Area @ Joppa Road) Elementary - C-New 03.219.2012SA/2017/2019/2019EGRC/2020/2020EGRC -#9,809		2018 LP 2019, 2020 07/2018	\$14,739,569	\$0	\$14,739,569 100%	\$14,372,857 98%	\$-	\$366,712	08/2019	05/2020	11 ●●●

Project Status:

● LP Approved ● Project Allocated ● Project contracted ● Project Expended ● Project %Contracted and %Expended =100%, Months since last expenditure is greater than 12. Submission of Form 306.6 is due.

Notes: 1. Yellow highlighting indicates project has not been contracted within two years of the CIP allocation, per Education Article Section 5-303-(j)(3)(I).  
2. Green highlighting indicates project has been contracted within the last 6 months, however no expenditures have been processed by the IAC.

IAC MEETING 04/29/2019



INTERAGENCY COMMISSION ON SCHOOL CONSTRUCTION (IAC)  
PUBLIC SCHOOL CONSTRUCTION PROGRAM  
REPORT OF ACTIVE STATE PROJECT ALLOCATIONS, CONTRACTS, & EXPENDITURES  
As of April 15, 2021

Page 11 of 106

PROJECT NAME PSC - #PID	PROJECT TYPE	CIP YEAR(S) IAC DATE	ALLOCATION	CONTINGENCY	CONTRACTED/ % CONTRACTED	EXPENDITURES/ % EXPENDED	UNCONTRACTED ALLOCATION	UNEXPENDED CONTRACT	DATE OF LAST CONTRACT ACTION	# OF MONTHS SINCE DATE OF LAST EXPENDITURE	PROJECT STATUS
Baltimore County											
Kenwood High - SR-Air Conditioning 03.148.2018/2019 -#9,798		2018, 2019 07/2017	\$9,061,000	\$0	\$9,061,000 100%	\$9,061,000 100%	\$-	\$-	08/2018	10/2019	18 ●●●●
Lansdowne Elementary - C-Replacement 03.105.2017/2017EGRC/2018/2019 -#9,695		2017 LP 2017, 2018, 2019 07/2016	\$14,992,000	\$0	\$14,992,000 100%	\$14,952,905 100%	\$-	\$39,095	08/2018	08/2020	8 ●●●
Lyons Mill (NW Corridor) Elementary - C-New 03.216.2015 -#9,292		2015 LP 2015 07/2014	\$10,129,093	\$0	\$10,129,093 100%	\$10,129,093 100%	\$-	\$-	01/2015	07/2017	45 ●●●● ◆IAC received Form 306.6 Closeout summary on 11/04/20, pending staff action.
McCormick Elementary - SR-Chiller 03.191.2019EGRC -#9,984		2019 07/2018	\$429,182	\$0	\$429,182 100%	\$429,182 100%	\$-	\$-	03/2019	05/2020	11 ●●●
Northeast Area @ Ridge Road Elementary - C-New 03.220.2021EGRC -#10,189		2021 LP 2021 06/2020	\$1,254,470	\$0	\$0 0%	\$0 0%	\$1,254,470	\$-			0 ●
Orems Elementary - SR-Roof 03.182.2019 -#9,986		2019 07/2018	\$746,000	\$0	\$746,000 100%	\$746,000 100%	\$-	\$-	04/2019	02/2020	14 ●●●● ◆IAC received Form 306.6 Closeout summary on 10/12/20, pending staff action.
Overlea High - SR-Air Conditioning 03.165.2013EEI/2014/2014ACI -#9,097		2014, 2015 07/2013	\$8,923,535	\$0	\$8,923,535 100%	\$8,923,535 100%	\$-	\$-	05/2017	04/2019	24 ●●●●
Owings Mills Elementary - SR-Chiller 03.124.2019EGRC -#9,985		2019 07/2018	\$371,560	\$0	\$371,560 100%	\$352,982 95%	\$-	\$18,578	03/2019	11/2019	17 ●●●

**Project Status:**  
● LP Approved ● Project Allocated ● Project contracted ● Project Expended ● Project %Contracted and %Expended =100%, Months since last expenditure is greater than 12. Submission of Form 306.6 is due.

**Notes:** 1. Yellow highlighting indicates project has not been contracted within two years of the CIP allocation, per Education Article Section 5-303-(j)(3)(I).  
2. Green highlighting indicates project has been contracted within the last 6 months, however no expenditures have been processed by the IAC.

IAC MEETING 04/29/2019



INTERAGENCY COMMISSION ON SCHOOL CONSTRUCTION (IAC)  
PUBLIC SCHOOL CONSTRUCTION PROGRAM  
REPORT OF ACTIVE STATE PROJECT ALLOCATIONS, CONTRACTS, & EXPENDITURES  
As of April 15, 2021

PROJECT NAME PSC - #PID	PROJECT TYPE	CIP YEAR(S) IAC DATE	ALLOCATION	CONTINGENCY	CONTRACTED/ % CONTRACTED	EXPENDITURES/ % EXPENDED	UNCONTRACTED ALLOCATION	UNEXPENDED CONTRACT	DATE OF LAST CONTRACT ACTION	# OF MONTHS SINCE DATE OF LAST EXPENDITURE	PROJECT STATUS
Baltimore County											
Patapsco High and Center for the Arts - C-Limited Renovation 03.145.2019EGRC/2019/2020EGRC/2020 -#9,889		2018 LP 2019, 2020 07/2018	\$15,231,774	\$0	\$15,231,774 100%	\$15,231,774 100%	\$-	\$-	08/2019	11/2020	5 ●●●
Pikesville High - C-Renovation 03.033.2015 -#8,837		2014 LP 2015 07/2014	\$10,944,000	\$0	\$10,944,000 100%	\$10,944,000 100%	\$-	\$-	02/2015	01/2018	39 ●●●●
Reisterstown Elementary - SR-Air Conditioning 03.106.2018EGRC/2018 -#9,808		2018 07/2017	\$1,734,980	\$0	\$1,734,980 100%	\$1,734,980 100%	\$-	\$-	08/2017	02/2020	14 ●●●●
Relay Elementary - C-Replacement 03.132.2010/2016/2017 -#9,367		2016 LP 2016, 2017 07/2015	\$11,132,000	\$0	\$11,132,000 100%	\$11,132,000 100%	\$-	\$-	08/2016	11/2019	17 ●●●●
Southwest Academy - SR-Air Conditioning 03.176.2014ACI/2018EGRC/2018 -#9,802		2018 07/2017	\$2,825,000	\$0	\$2,825,000 100%	\$2,825,000 100%	\$-	\$-	08/2017	10/2019	18 ●●●●
Stoneleigh Elementary - C-Renovation-Addition 03.022.2010/2013 -#7,783		2012 LP 2013 07/2012	\$4,930,594	\$0	\$4,930,594 100%	\$4,930,594 100%	\$-	\$-	11/2014	12/2014	76 ●●●●
Victory Villa Elementary - C-Replacement 03.057.2015/2017EGRC/2017/2018/2018EGRC/2019 -#9,694		2017 LP 2017, 2018, 2019 07/2016	\$12,454,434	\$0	\$12,454,434 100%	\$12,454,434 100%	\$-	\$-	08/2018	03/2019	25 ●●●●
Westowne Elementary - C-Replacement 03.159.2013/2016/2017 -#9,295		2015 LP 2016, 2017 07/2015	\$11,268,962	\$0	\$11,268,962 100%	\$11,268,962 100%	\$-	\$-	02/2017	06/2019	22 ●●●●

**Project Status:**  
● LP Approved ● Project Allocated ● Project contracted ● Project Expended ● Project %Contracted and %Expended =100%, Months since last expenditure is greater than 12. Submission of Form 306.6 is due.

**Notes:** 1. Yellow highlighting indicates project has not been contracted within two years of the CIP allocation, per Education Article Section 5-303-(j)(3)(I).  
2. Green highlighting indicates project has been contracted within the last 6 months, however no expenditures have been processed by the IAC.



INTERAGENCY COMMISSION ON SCHOOL CONSTRUCTION (IAC)  
PUBLIC SCHOOL CONSTRUCTION PROGRAM  
REPORT OF ACTIVE STATE PROJECT ALLOCATIONS, CONTRACTS, & EXPENDITURES  
As of April 15, 2021

PROJECT NAME	CIP YEAR(S)									DATE OF LAST	# OF MONTHS SINCE DATE OF		PROJECT
PSC - #PID	PROJECT TYPE	IAC DATE	ALLOCATION	CONTINGENCY	CONTRACTED/ % CONTRACTED	EXPENDITURES/ % EXPENDED	UNCONTRACTED ALLOCATION	UNEXPENDED CONTRACT	CONTRACT ACTION	LAST EXPENDITURE	STATUS		
Baltimore County													
Woodlawn High - C-Limited Renovation 03.050.2020EGRC/2020 -#9,890		2018 LP 2020 07/2019	\$17,463,179	\$0	\$17,463,179 100%	\$16,590,020 95%		\$-	\$873,159	08/2019	11/2019	17	<div><div></div><div></div><div></div></div>
Woodmoor Elementary - SR-Air Conditioning 03.111.2013EEI/2014 -#8,846		2014 07/2013	\$1,374,371	\$0	\$1,374,371 100%	\$1,374,371 100%		\$-	\$-	12/2014	06/2019	22	<div><div></div><div></div><div></div><div></div></div>
34 Active Projects	Baltimore County Total		\$248,134,591	\$0	\$246,880,121	\$206,339,304	\$1,254,470	\$40,540,817	18 Projects ready to Close				

**Project Status:**  
● LP Approved ● Project Allocated ● Project contracted ● Project Expended ● Project %Contracted and %Expended =100%, Months since last expenditure is greater than 12. Submission of Form 306.6 is due.

**Notes:** 1. Yellow highlighting indicates project has not been contracted within two years of the CIP allocation, per Education Article Section 5-303-(j)(3)(I).  
2. Green highlighting indicates project has been contracted within the last 6 months, however no expenditures have been processed by the IAC.



INTERAGENCY COMMISSION ON SCHOOL CONSTRUCTION (IAC)  
PUBLIC SCHOOL CONSTRUCTION PROGRAM  
REPORT OF ACTIVE STATE PROJECT ALLOCATIONS, CONTRACTS, & EXPENDITURES  
As of April 15, 2021

PROJECT NAME PSC - #PID	PROJECT TYPE	CIP YEAR(S) IAC DATE	ALLOCATION	CONTINGENCY	CONTRACTED/ % CONTRACTED	EXPENDITURES/ % EXPENDED	UNCONTRACTED ALLOCATION	UNEXPENDED CONTRACT	DATE OF LAST CONTRACT ACTION	# OF MONTHS SINCE DATE OF LAST EXPENDITURE	PROJECT STATUS
Calvert County											
Beach Elementary - C-Replacement 04.011. -#10,254		2021 LP 0	\$0	\$0	\$0 0%	\$0	0%	\$-	\$-	0	<div></div>
Calvert Country School - SR-HVAC 04.012.2013EEI/2019/2020 -#10,079		2020 07/2019	\$1,099,123	\$0	\$1,099,123 100%	\$1,099,123 100%	\$-	\$-	08/2019	11/2019 17	<div><div></div><div></div><div></div><div></div></div>
◆IAC received Form 306.6 Closeout summary on 02/10/21, pending staff action.											
Mt. Harmony Elementary - SR-HVAC 04.007.2021 -#10,191		2021 06/2020	\$821,500	\$0	\$821,500 100%	\$821,500 100%	\$-	\$-	04/2020	10/2020 6	<div><div></div><div></div><div></div></div>
Northern High - C-Replacement-Renovation 04.005.2012/2015/2017/2018/2019 -#9,689		2013 LP 2017, 2018, 2019 07/2016	\$33,422,477	\$0	\$33,422,477 100%	\$33,422,477 100%	\$-	\$-	10/2018	04/2019 24	<div><div></div><div></div><div></div><div></div></div>
Northern High - SR-Waste Water Treatment 04.005.2021 -#10,190		2021 06/2020	\$848,000	\$0	\$715,000 84%	\$0 0%	\$133,000	\$715,000	12/2020	0	<div><div></div><div></div></div>
Patuxent High - SR-Chiller 04.019.2013/2019 -#9,941		2019 07/2018	\$450,500	\$0	\$450,500 100%	\$450,500 100%	\$-	\$-	12/2018	04/2019 24	<div><div></div><div></div><div></div><div></div></div>
Patuxent High - SR-HVAC 04.019.2013EEI/2019/2020/2021 -#10,078		2020, 2021 07/2019	\$1,473,400	\$0	\$1,473,400 100%	\$1,473,400 100%	\$-	\$-	08/2020	11/2020 5	<div><div></div><div></div><div></div></div>
Southern Middle - SR-HVAC 04.009.2013EEI/2014/2021 -#10,192		2021 06/2020	\$1,666,000	\$0	\$0 0%	\$0 0%	\$1,666,000	\$-		0	<div><div></div></div>
8 Active Projects	Calvert County Total		\$39,781,000	\$0	\$37,982,000	\$37,267,000	\$1,799,000	\$715,000		3 Projects ready to Close	

**Project Status:**  
● LP Approved ● Project Allocated ● Project contracted ● Project Expended ● Project %Contracted and %Expended =100%, Months since last expenditure is greater than 12. Submission of Form 306.6 is due.

**Notes:** 1. Yellow highlighting indicates project has not been contracted within two years of the CIP allocation, per Education Article Section 5-303-(j)(3)(I).  
2. Green highlighting indicates project has been contracted within the last 6 months, however no expenditures have been processed by the IAC.



INTERAGENCY COMMISSION ON SCHOOL CONSTRUCTION (IAC)  
PUBLIC SCHOOL CONSTRUCTION PROGRAM  
REPORT OF ACTIVE STATE PROJECT ALLOCATIONS, CONTRACTS, & EXPENDITURES  
As of April 15, 2021

PROJECT NAME		CIP YEAR(S)	ALLOCATION	CONTINGENCY	CONTRACTED/		EXPENDITURES/		UNCONTRACTED	UNEXPENDED	DATE	# OF MONTHS	PROJECT					
PSC - #PID	PROJECT TYPE	IAC DATE			% CONTRACTED	% EXPENDED	CONTRACT	OF LAST			SINCE DATE OF							
Caroline County																		
Greensboro Elementary - C-Replacement		2019 LP	\$25,115,173	\$0	\$25,115,173	100%	\$25,115,172	100%	\$-	\$1	08/2020	02/2021	2	<div><div></div><div></div><div></div></div>				
05.001.2018/2019/2020/2021/2021EGRC NM/2021EGRC		2020, 2021																
#9,987		07/2019																
Lockerman Middle - SR-Roof		2019	\$345,263	\$0	\$345,263	100%	\$345,263	100%	\$-	\$-	12/2018	01/2019	27	<div><div></div><div></div><div></div><div></div></div>				
05.005.2019 -#9,942		12/2018																
◆IAC received Form 306.6 Closeout summary on 02/10/21, pending staff action.																		
2 Active Projects			Caroline County Total	\$25,460,436	\$0	\$25,460,436	\$25,460,435	\$0	\$1	1 Projects ready to Close								

**Project Status:**

● LP Approved ● Project Allocated ● Project contracted ● Project Expended ● Project %Contracted and %Expended =100%, Months since last expenditure is greater than 12. Submission of Form 306.6 is due.

**Notes:**

1. Yellow highlighting indicates project has not been contracted within two years of the CIP allocation, per Education Article Section 5-303-(j)(3)(I).

2. Green highlighting indicates project has been contracted within the last 6 months, however no expenditures have been processed by the IAC.



INTERAGENCY COMMISSION ON SCHOOL CONSTRUCTION (IAC)  
PUBLIC SCHOOL CONSTRUCTION PROGRAM  
REPORT OF ACTIVE STATE PROJECT ALLOCATIONS, CONTRACTS, & EXPENDITURES  
As of April 15, 2021

PROJECT NAME PSC - #PID	PROJECT TYPE	CIP YEAR(S) IAC DATE	ALLOCATION	CONTINGENCY	CONTRACTED/ % CONTRACTED	EXPENDITURES/ % EXPENDED	UNCONTRACTED ALLOCATION	UNEXPENDED CONTRACT	DATE OF LAST CONTRACT ACTION	# OF MONTHS SINCE DATE OF LAST EXPENDITURE	PROJECT STATUS
Carroll County											
Carroll County Career & Technology Center - C-Renovation-Addition 06.032.2014/2021 -#10,193		2021 LP 2021 06/2020	\$9,000,000	\$0	\$9,000,000 100%	\$4,208,598 47%		\$- \$4,791,402	09/2020	04/2021 0	<div><div></div><div></div><div></div></div>
Charles Carroll Elementary - C-Renovation 06.006. -#9,214		2015 LP	\$0	\$0	\$0 0%	\$0 0%		\$- \$-		0	<div><div></div></div>
Cranberry Station Elementary - SR-Roof 06.046.2011/2020 -#10,082		2020 07/2019	\$826,036	\$0	\$826,036 100%	\$826,036 100%		\$- \$-	06/2020	10/2020 6	<div><div></div><div></div><div></div></div>
Francis Scott Key High - SR-Roof 06.024.2014/2017 -#9,591		2017 07/2016	\$1,456,120	\$0	\$1,456,120 100%	\$1,456,120 100%		\$- \$-	03/2017	10/2017 42	<div><div></div><div></div><div></div><div></div></div> <div>◆IAC received Form 306.6 Closeout summary on 03/15/21, pending staff action.</div>
Linton Springs Elementary - SR-Roof 06.045.2017/2019 -#9,989		2019 07/2018	\$972,746	\$0	\$972,746 100%	\$972,746 100%		\$- \$-	06/2019	0	<div><div></div><div></div><div></div></div> <div>◆IAC received Form 306.6 Closeout summary on 02/12/21, pending staff action.</div>
Piney Ridge Elementary - SR-Roof 06.040.2017 -#9,593		2017 07/2016	\$503,860	\$0	\$503,860 100%	\$503,860 100%		\$- \$-	03/2017	11/2017 41	<div><div></div><div></div><div></div><div></div></div> <div>◆IAC received Form 306.6 Closeout summary on 02/12/21, pending staff action.</div>
Robert Moton Elementary - SR-Roof 06.018.2011/2018 -#9,813		2018 07/2017	\$1,039,000	\$0	\$1,039,000 100%	\$1,039,000 100%		\$- \$-	05/2018	08/2018 32	<div><div></div><div></div><div></div><div></div></div> <div>◆IAC received Form 306.6 Closeout summary on 02/12/21, pending staff action.</div>

**Project Status:**  
● LP Approved ● Project Allocated ● Project contracted ● Project Expended ● Project %Contracted and %Expended =100%, Months since last expenditure is greater than 12. Submission of Form 306.6 is due.

**Notes:** 1. Yellow highlighting indicates project has not been contracted within two years of the CIP allocation, per Education Article Section 5-303-(j)(3)(I).  
2. Green highlighting indicates project has been contracted within the last 6 months, however no expenditures have been processed by the IAC.



INTERAGENCY COMMISSION ON SCHOOL CONSTRUCTION (IAC)  
PUBLIC SCHOOL CONSTRUCTION PROGRAM  
REPORT OF ACTIVE STATE PROJECT ALLOCATIONS, CONTRACTS, & EXPENDITURES  
As of April 15, 2021

Page 17 of 106

PROJECT NAME PSC - #PID	PROJECT TYPE	CIP YEAR(S) IAC DATE	ALLOCATION	CONTINGENCY	CONTRACTED/ % CONTRACTED	EXPENDITURES/ % EXPENDED	UNCONTRACTED ALLOCATION	UNEXPENDED CONTRACT	DATE OF LAST CONTRACT ACTION	# OF MONTHS SINCE DATE OF LAST EXPENDITURE	PROJECT STATUS
Carroll County											
Runnymede Elementary - SR-Roof 06.039.2018 -#9,812		2018 07/2017	\$858,450	\$0	\$858,450 100%	\$858,450 100%	\$-	\$-	05/2018	08/2018 32	<div><div></div><div></div><div></div><div></div></div>
◆IAC received Form 306.6 Closeout summary on 02/12/21, pending staff action.											
Sandymount Elementary - SR-HVAC 06.005.2019 -#9,943		2019 07/2018	\$2,716,000	\$0	\$2,716,000 100%	\$2,716,000 100%	\$-	\$-	04/2018	04/2019 24	<div><div></div><div></div><div></div><div></div></div>
◆IAC received Form 306.6 Closeout summary on 02/12/21, pending staff action.											
Sandymount Elementary - SR-Roof 06.005.2019 -#9,988		2019 07/2018	\$842,000	\$0	\$842,000 100%	\$842,000 100%	\$-	\$-	06/2019	09/2019 19	<div><div></div><div></div><div></div><div></div></div>
◆IAC received Form 306.6 Closeout summary on 02/12/21, pending staff action.											
Westminster High - SR-Electrical 06.042.2019 -#9,944		2019 07/2018	\$1,100,144	\$0	\$1,100,144 100%	\$1,100,144 100%	\$-	\$-	08/2018	11/2018 29	<div><div></div><div></div><div></div><div></div></div>
◆IAC received Form 306.6 Closeout summary on 02/12/21, pending staff action.											
Westminster High - C-Science 06.042.2011/2020 -#10,080		2020 07/2019	\$1,185,782	\$0	\$1,185,782 100%	\$1,185,782 100%	\$-	\$-	02/2020	02/2021 2	<div><div></div><div></div><div></div><div></div></div>
Winfield Elementary - SR-Mechanical 06.023.2017/2020 -#10,081		2020 07/2019	\$3,166,411	\$0	\$2,199,038 69%	\$3,166,411 144%	\$967,373	\$-967,373	12/2020	04/2020 12	<div><div></div><div></div><div></div><div></div></div>
*Refund in the amount of -\$967,373 is due to the IAC.											
Winfield Elementary - SR-Roof 06.023.2012/2013/2014 -#10,194		2021 06/2020	\$482,894	\$0	\$0 0%	\$0 0%	\$482,894	\$-			0 <div><div></div><div></div><div></div><div></div></div>
14 Active Projects Carroll County Total \$24,149,443 \$0 \$22,699,176 \$18,875,147 \$1,450,267 \$3,824,029 7 Projects ready to Close											

Project Status:

● LP Approved ● Project Allocated ● Project contracted ● Project Expended ● Project %Contracted and %Expended =100%, Months since last expenditure is greater than 12. Submission of Form 306.6 is due.

- Notes:
1. Yellow highlighting indicates project has not been contracted within two years of the CIP allocation, per Education Article Section 5-303-(j)(3)(I).
  2. Green highlighting indicates project has been contracted within the last 6 months, however no expenditures have been processed by the IAC.

IAC MEETING 04/29/2019



INTERAGENCY COMMISSION ON SCHOOL CONSTRUCTION (IAC)  
PUBLIC SCHOOL CONSTRUCTION PROGRAM  
REPORT OF ACTIVE STATE PROJECT ALLOCATIONS, CONTRACTS, & EXPENDITURES  
As of April 15, 2021

PROJECT NAME PSC - #PID	PROJECT TYPE	CIP YEAR(S) IAC DATE	ALLOCATION	CONTINGENCY	CONTRACTED/ % CONTRACTED	EXPENDITURES/ % EXPENDED	UNCONTRACTED ALLOCATION	UNEXPENDED CONTRACT	DATE OF LAST CONTRACT ACTION	# OF MONTHS SINCE DATE OF LAST EXPENDITURE	PROJECT STATUS
Cecil County											
Cecil Manor Elementary - SR-HVAC 07.030.2008/2014/2019/2020 -#10,195		2021 06/2020	\$312,544	\$0	\$0 0%	\$0 0%	\$312,544	\$-		0	<div></div>
Charlestown Elementary - SR-Air Handling Unit (AHU) 07.038.2012SA -#10,048		2019 08/2018	\$2,775	\$0	\$2,775 100%	\$2,775 100%	\$-	\$-	12/2019	12/2019	16 <div><div></div><div></div><div></div><div></div></div>
◆IAC received Form 306.6 Closeout summary on 02/08/21, pending staff action.											
Cherry Hill Middle - SR-Building Envelope 07.039.2019 -#9,990		2019 07/2018	\$473,220	\$11,830	\$473,220 100%	\$473,220 100%	\$11,830	\$-	04/2019	10/2019	18 <div><div></div><div></div><div></div><div></div></div>
◆IAC received Form 306.6 Closeout summary on 10/14/20, pending staff action.											
Conowingo Elementary - SR-Boiler 07.019.2011/2018 -#9,892		2018 07/2017	\$187,000	\$0	\$187,000 100%	\$187,000 100%	\$-	\$-	04/2018	10/2018	30 <div><div></div><div></div><div></div><div></div></div>
◆IAC received Form 306.6 Closeout summary on 10/14/20, pending staff action.											
Gilpin Manor Elementary - C-Replacement 07.016.2017/2018/2019 -#9,379		2016 LP 2017, 2018, 2019 07/2016	\$11,582,267	\$0	\$11,582,267 100%	\$11,582,267 100%	\$-	\$-	08/2018	06/2019	22 <div><div></div><div></div><div></div><div></div></div>
Leeds Elementary - SR-Boiler 07.041.2021 -#10,196		2021 06/2020	\$350,000	\$0	\$0 0%	\$0 0%	\$350,000	\$-		0	<div></div>
New Chesapeake City Elementary - C-Replacement 07.043.2019/2020/2021 -#9,991		2019 LP 2020, 2021 07/2019	\$7,153,662	\$0	\$7,153,662 100%	\$7,153,662 100%	\$-	\$-	08/2020	11/2020	5 <div><div></div><div></div><div></div></div>
North East Middle - C-Replacement 07.044. -#10,265		2021 LP 0	\$0	\$0	\$0 0%	\$0 0%	\$-	\$-		0	<div></div>

**Project Status:**  
● LP Approved ● Project Allocated ● Project contracted ● Project Expended ● Project %Contracted and %Expended =100%, Months since last expenditure is greater than 12. Submission of Form 306.6 is due.

**Notes:** 1. Yellow highlighting indicates project has not been contracted within two years of the CIP allocation, per Education Article Section 5-303-(j)(3)(I).  
2. Green highlighting indicates project has been contracted within the last 6 months, however no expenditures have been processed by the IAC.



INTERAGENCY COMMISSION ON SCHOOL CONSTRUCTION (IAC)  
PUBLIC SCHOOL CONSTRUCTION PROGRAM  
REPORT OF ACTIVE STATE PROJECT ALLOCATIONS, CONTRACTS, & EXPENDITURES  
As of April 15, 2021




























PROJECT NAME		CIP YEAR(S)	ALLOCATION	CONTINGENCY	CONTRACTED/		EXPENDITURES/		UNCONTRACTED	UNEXPENDED	DATE	# OF MONTHS	PROJECT					
PSC - #PID	PROJECT TYPE	IAC DATE			% CONTRACTED	% EXPENDED	CONTRACT	OF LAST			SINCE DATE OF							
Cecil County																		
Thomson Estates Elementary - SR-Interior Site		2019	\$5,324	\$0	\$5,324	100%	\$5,324	100%	\$-	\$-	11/2019	11/2019	17	<div><div></div><div></div><div></div><div></div></div>				
07.011.2012SA -#10,047		08/2018	◆IAC received Form 306.6 Closeout summary on 02/08/21, pending staff action.															
9 Active Projects		Cecil County Total	\$20,066,792	\$11,830	\$19,404,248		\$19,404,248		\$674,374	\$0	5 Projects ready to Close							






**Project Status:**  
● LP Approved ● Project Allocated ● Project contracted ● Project Expended ● Project %Contracted and %Expended =100%, Months since last expenditure is greater than 12. Submission of Form 306.6 is due.

**Notes:** 1. Yellow highlighting indicates project has not been contracted within two years of the CIP allocation, per Education Article Section 5-303-(j)(3)(I).  
2. Green highlighting indicates project has been contracted within the last 6 months, however no expenditures have been processed by the IAC.



INTERAGENCY COMMISSION ON SCHOOL CONSTRUCTION (IAC)  
PUBLIC SCHOOL CONSTRUCTION PROGRAM  
REPORT OF ACTIVE STATE PROJECT ALLOCATIONS, CONTRACTS, & EXPENDITURES  
As of April 15, 2021




























PROJECT NAME PSC - #PID	PROJECT TYPE	CIP YEAR(S) IAC DATE	ALLOCATION	CONTINGENCY	CONTRACTED/ % CONTRACTED	EXPENDITURES/ % EXPENDED	UNCONTRACTED ALLOCATION	UNEXPENDED CONTRACT	DATE OF LAST CONTRACT ACTION	# OF MONTHS SINCE DATE OF LAST EXPENDITURE	PROJECT STATUS
Charles County											
Arthur Middleton Elementary - SR-Lighting 08.011.2013EEI -#8,892		2014 01/2013	\$323,000	\$0	\$323,000 100%	\$323,000 100%	\$-	\$-	02/2014	12/2014	76    
◆IAC received Form 306.6 Closeout summary on 04/15/16, pending staff action.											
Benjamin Stoddert Middle - SR-Lighting 08.002.2013EEI -#8,895		2014 01/2013	\$172,000	\$0	\$172,000 100%	\$172,000 100%	\$-	\$-	02/2014	05/2015	71    
◆IAC received Form 306.6 Closeout summary on 04/15/16, pending staff action.											
Benjamin Stoddert Middle - SR-Roof Top Unit (RTU)/Boiler 08.002.2014ACI/2016/2017 -#9,380		2016, 2017 07/2015	\$2,157,000	\$0	\$2,157,000 100%	\$2,157,000 100%	\$-	\$-	04/2016	12/2016	52    
Benjamin Stoddert Middle - C-Renovation-Addition 08.002.2020/2021 -#9,896		2018 LP 2020, 2021 07/2019	\$19,963,000	\$0	\$19,963,000 100%	\$16,301,023 82%	\$-	\$3,661,977	08/2020	02/2021	2   
Berry Elementary - SR-Lighting 08.036.2013EEI -#9,465		2014 04/2015	\$144,000	\$0	\$127,000 88%	\$123,764 97%	\$17,000	\$3,236	09/2015	08/2016	56   
Berry Elementary - C-K-PK Renovation-Addition 08.036.2018/2019 -#9,598		2017 LP 2018, 2019 07/2017	\$1,476,000	\$0	\$1,476,000 100%	\$1,476,000 100%	\$-	\$-	08/2018	03/2019	25    
Billingsley (New #22) Elementary - C-New 08.048.2014/2017/2018/2019 -#9,503		2016 LP 2017, 2018, 2019 07/2016	\$17,730,000	\$0	\$17,730,000 100%	\$17,730,000 100%	\$-	\$-	08/2018	06/2019	22    
Daniel of St. Thomas Jenifer Elementary - SR-Lighting 08.025.2013EEI -#9,471		2014 04/2015	\$74,000	\$0	\$0 0%	\$0 0%	\$74,000	\$-			0 






**Project Status:**  
 LP Approved  Project Allocated  Project Contracted  Project Expended  Project %Contracted and %Expended =100%, Months since last expenditure is greater than 12. Submission of Form 306.6 is due.

**Notes:** 1. Yellow highlighting indicates project has not been contracted within two years of the CIP allocation, per Education Article Section 5-303-(j)(3)(I).  
2. Green highlighting indicates project has been contracted within the last 6 months, however no expenditures have been processed by the IAC.



INTERAGENCY COMMISSION ON SCHOOL CONSTRUCTION (IAC)  
PUBLIC SCHOOL CONSTRUCTION PROGRAM  
REPORT OF ACTIVE STATE PROJECT ALLOCATIONS, CONTRACTS, & EXPENDITURES  
As of April 15, 2021

PROJECT NAME PSC - #PID	PROJECT TYPE	CIP YEAR(S) IAC DATE	ALLOCATION	CONTINGENCY	CONTRACTED/ % CONTRACTED	EXPENDITURES/ % EXPENDED	UNCONTRACTED ALLOCATION	UNEXPENDED CONTRACT	DATE OF LAST CONTRACT ACTION	# OF MONTHS SINCE DATE OF LAST EXPENDITURE	PROJECT STATUS
Charles County											
Daniel of St. Thomas Jenifer Elementary - C-K-PK Addition-Renovation 08.025.2016/2017 -#9,382		2016 LP 2016, 2017 07/2015	\$1,404,752	\$35,119	\$1,404,752 100%	\$1,404,752 100%	\$35,119	\$-	09/2016	12/2016	52    
Dr. James Craik Elementary - SR-Lighting 08.001.2013EEI -#8,893		2014 01/2013	\$123,000	\$3,000	\$123,000 100%	\$118,000 96%	\$3,000	\$5,000	12/2013	05/2015	71   
◆IAC received Form 306.6 Closeout summary on 04/15/16, pending staff action.											
Dr. James Craik Elementary - C-K-PK Renovation-Addition 08.001.2011/2014ACI/2018/2020/2021 -#9,599		2017 LP 2018, 2020, 2021 07/2017	\$2,137,000	\$0	\$2,137,000 100%	\$2,137,000 100%	\$-	\$-	08/2020	11/2020	5   
Dr. Samuel A. Mudd Elementary - C-Renovation-Addition 08.037.2017/2018/2019 -#9,383		2016 LP 2017, 2018, 2019 07/2016	\$11,892,670	\$248,879	\$11,892,670 100%	\$11,892,670 100%	\$248,879	\$-	08/2018	06/2019	22    
Dr. Thomas L. Higdon Elementary - SR-Lighting 08.027.2013EEI -#9,110		2014 07/2013	\$104,000	\$0	\$104,000 100%	\$104,000 100%	\$-	\$-	02/2014	04/2015	72    
◆IAC received Form 306.6 Closeout summary on 04/15/16, pending staff action.											
Eva Turner Elementary - C-Renovation 08.019.2020/2021 -#9,895		2018 LP 2020, 2021 07/2019	\$2,349,792	\$0	\$2,349,792 100%	\$2,349,792 100%	\$-	\$-	08/2020	12/2020	4   
Gale-Bailey Elementary - SR-Lighting 08.029.2013EEI -#9,475		2014 04/2015	\$109,000	\$3,000	\$109,000 100%	\$92,341 85%	\$3,000	\$16,659	09/2015	08/2016	56   
General Smallwood Middle - SR-Lighting 08.005.2013EEI -#8,899		2014 01/2013	\$105,000	\$3,000	\$105,000 100%	\$98,453 94%	\$3,000	\$6,547	12/2013	05/2015	71   
◆IAC received Form 306.6 Closeout summary on 04/15/16, pending staff action.											

**Project Status:**  
 LP Approved  Project Allocated  Project contracted  Project Expended  Project %Contracted and %Expended =100%, Months since last expenditure is greater than 12. Submission of Form 306.6 is due.

**Notes:** 1. Yellow highlighting indicates project has not been contracted within two years of the CIP allocation, per Education Article Section 5-303-(j)(3)(I).  
2. Green highlighting indicates project has been contracted within the last 6 months, however no expenditures have been processed by the IAC.



INTERAGENCY COMMISSION ON SCHOOL CONSTRUCTION (IAC)  
PUBLIC SCHOOL CONSTRUCTION PROGRAM  
REPORT OF ACTIVE STATE PROJECT ALLOCATIONS, CONTRACTS, & EXPENDITURES  
As of April 15, 2021

PROJECT NAME PSC - #PID	PROJECT TYPE	CIP YEAR(S) IAC DATE	ALLOCATION	CONTINGENCY	CONTRACTED/ % CONTRACTED	EXPENDITURES/ % EXPENDED	UNCONTRACTED ALLOCATION	UNEXPENDED CONTRACT	DATE OF LAST CONTRACT ACTION	# OF MONTHS SINCE DATE OF LAST EXPENDITURE	PROJECT STATUS
Charles County											
Henry E. Lackey High - SR-Lighting 08.039.2013EEI -#9,469		2014 01/1900	\$133,000	\$0	\$110,000 83%	\$109,000 99%	\$23,000	\$1,000	02/2016	08/2016	56 <div><div></div><div></div><div></div></div>
Indian Head Elementary - SR-Lighting 08.008.2013EEI -#8,894		2014 01/2013	\$175,000	\$4,000	\$175,000 100%	\$168,890 97%	\$4,000	\$6,110	12/2013	05/2015	71 <div><div></div><div></div><div></div></div> <div>◆IAC received Form 306.6 Closeout summary on 04/15/16, pending staff action.</div>
J. C. Parks Elementary - SR-Lighting 08.030.2013EEI -#9,466		2014 04/2015	\$153,000	\$0	\$139,000 91%	\$130,182 94%	\$14,000	\$8,818	02/2016	08/2016	56 <div><div></div><div></div><div></div></div>
J. P. Ryon Elementary - C-K-PK Addition 08.038. -#9,993		2019 LP	\$0	\$0	\$0 0%	\$0 0%	\$-	\$-			0 <div><div></div></div>
J. P. Ryon Elementary - SR-Lighting 08.038.2013EEI -#9,468		2014 04/2015	\$154,000	\$0	\$154,000 100%	\$143,863 93%	\$-	\$10,137	02/2016	08/2016	56 <div><div></div><div></div><div></div></div>
John Hanson Middle - SR-Lighting 08.003.2013EEI -#8,891		2014 01/2013	\$432,000	\$0	\$432,000 100%	\$432,000 100%	\$-	\$-	02/2014	04/2015	72 <div><div></div><div></div><div></div><div></div></div> <div>◆IAC received Form 306.6 Closeout summary on 04/15/16, pending staff action.</div>
La Plata High - SR-Lighting 08.013.2013EEI -#8,900		2014 01/2013	\$323,000	\$0	\$323,000 100%	\$323,000 100%	\$-	\$-	02/2014	04/2015	72 <div><div></div><div></div><div></div><div></div></div> <div>◆IAC received Form 306.6 Closeout summary on 04/15/16, pending staff action.</div>
Malcolm Elementary - C-K-PK Renovation-Addition 08.024. -#9,994		2019 LP	\$0	\$0	\$0 0%	\$0 0%	\$-	\$-			0 <div><div></div></div>

**Project Status:**  
● LP Approved ● Project Allocated ● Project contracted ● Project Expended ● Project %Contracted and %Expended =100%, Months since last expenditure is greater than 12. Submission of Form 306.6 is due.

**Notes:** 1. Yellow highlighting indicates project has not been contracted within two years of the CIP allocation, per Education Article Section 5-303-(j)(3)(I).  
2. Green highlighting indicates project has been contracted within the last 6 months, however no expenditures have been processed by the IAC.



INTERAGENCY COMMISSION ON SCHOOL CONSTRUCTION (IAC)  
PUBLIC SCHOOL CONSTRUCTION PROGRAM  
REPORT OF ACTIVE STATE PROJECT ALLOCATIONS, CONTRACTS, & EXPENDITURES  
As of April 15, 2021

PROJECT NAME PSC - #PID	PROJECT TYPE	CIP YEAR(S) IAC DATE	ALLOCATION	CONTINGENCY	CONTRACTED/ % CONTRACTED	EXPENDITURES/ % EXPENDED	UNCONTRACTED ALLOCATION	UNEXPENDED CONTRACT	DATE OF LAST CONTRACT ACTION	# OF MONTHS SINCE DATE OF LAST EXPENDITURE	PROJECT STATUS
Charles County											
Malcolm Elementary - SR-Lighting 08.024.2013EEI -#8,902		2014 01/2013	\$93,000	\$0	\$93,000 100%	\$91,000 98%	\$-	\$2,000	05/2015	09/2014 79	<div><div></div><div></div><div></div></div>
◆IAC received Form 306.6 Closeout summary on 04/15/16, pending staff action.											
Mary H. Matula Elementary - SR-Lighting 08.032.2013EEI -#9,111		2014 07/2013	\$125,000	\$0	\$125,000 100%	\$125,000 100%	\$-	\$-	02/2014	04/2015 72	<div><div></div><div></div><div></div><div></div></div>
◆IAC received Form 306.6 Closeout summary on 04/15/16, pending staff action.											
Mattawoman Middle - SR-Lighting 08.035.2013EEI -#9,464		2014 04/2015	\$296,000	\$0	\$125,000 42%	\$117,160 94%	\$171,000	\$7,840	02/2016	08/2016 56	<div><div></div><div></div><div></div></div>
Matthew Henson Middle - SR-Lighting 08.016.2013EEI -#9,109		2014 07/2013	\$101,000	\$0	\$101,000 100%	\$101,000 100%	\$-	\$-	02/2014	04/2015 72	<div><div></div><div></div><div></div><div></div></div>
◆IAC received Form 306.6 Closeout summary on 04/15/16, pending staff action.											
Maurice J. McDonough High - C-Renovation-Addition 08.009. -#9,992		2019 LP	\$0	\$0	\$0 0%	\$0 0%	\$-	\$-		0	<div><div></div></div>
Maurice J. McDonough High - SR-Lighting 08.009.2013EEI -#8,896		2014 01/2013	\$195,482	\$1,518	\$195,482 100%	\$185,000 95%	\$1,518	\$10,482	05/2015	05/2015 71	<div><div></div><div></div><div></div></div>
◆IAC received Form 306.6 Closeout summary on 04/15/16, pending staff action.											
Mt. Hope/Nanjemoy Elementary - SR-Lighting 08.023.2013EEI -#8,901		2014 01/2013	\$39,000	\$1,000	\$39,000 100%	\$36,999 95%	\$1,000	\$2,001	12/2013	05/2015 71	<div><div></div><div></div><div></div></div>
◆IAC received Form 306.6 Closeout summary on 04/12/16, pending staff action.											

**Project Status:**  
● LP Approved ● Project Allocated ● Project contracted ● Project Expended ● Project %Contracted and %Expended =100%, Months since last expenditure is greater than 12. Submission of Form 306.6 is due.

**Notes:** 1. Yellow highlighting indicates project has not been contracted within two years of the CIP allocation, per Education Article Section 5-303-(j)(3)(I).  
2. Green highlighting indicates project has been contracted within the last 6 months, however no expenditures have been processed by the IAC.



INTERAGENCY COMMISSION ON SCHOOL CONSTRUCTION (IAC)  
PUBLIC SCHOOL CONSTRUCTION PROGRAM  
REPORT OF ACTIVE STATE PROJECT ALLOCATIONS, CONTRACTS, & EXPENDITURES  
As of April 15, 2021

PROJECT NAME PSC - #PID	PROJECT TYPE	CIP YEAR(S) IAC DATE	ALLOCATION	CONTINGENCY	CONTRACTED/ % CONTRACTED	EXPENDITURES/ % EXPENDED	UNCONTRACTED ALLOCATION	UNEXPENDED CONTRACT	DATE OF LAST CONTRACT ACTION	# OF MONTHS SINCE DATE OF LAST EXPENDITURE	PROJECT STATUS
Charles County											
Piccowaxen Middle - SR-Lighting 08.015.2013EEI -#8,897		2014 01/2013	\$149,000	\$0	\$149,000 100%	\$149,000 100%	\$-	\$-	02/2014	04/2015 72	<div><div></div><div></div><div></div><div></div></div>
◆IAC received Form 306.6 Closeout summary on 04/15/16, pending staff action.											
Robert D. Stethem Career & Tech Center - SR-Lighting 08.018.2013EEI -#8,898		2014 01/2013	\$136,937	\$1,063	\$136,937 100%	\$130,000 95%	\$1,063	\$6,937	05/2015	05/2015 71	<div><div></div><div></div><div></div><div></div></div>
◆IAC received Form 306.6 Closeout summary on 04/15/16, pending staff action.											
St. Charles High (New High School #2013) - C-New 08.046.2007/2011/2012/2013/2014/2015/2016/2017 -#7,627		2011 LP 2011, 2012, 2013, 2014, 2015, 2016, 2017 07/2010	\$45,832,000	\$0	\$45,832,000 100%	\$45,832,000 100%	\$-	\$-	09/2016	04/2017 48	<div><div></div><div></div><div></div><div></div></div>
T. C. Martin Elementary - C-Renovation-Addition 08.040. -#10,166		2020 LP	\$0	\$0	\$0 0%	\$0 0%	\$-	\$-			0 <div><div></div></div>
T. C. Martin Elementary - SR-Lighting 08.040.2013EEI -#9,473		2014 04/2015	\$74,000	\$0	\$0 0%	\$0 0%	\$74,000	\$-			0 <div><div></div></div>
Thomas Stone High - SR-Lighting 08.022.2013EEI -#9,467		2014 04/2015	\$94,000	\$1,000	\$94,000 100%	\$94,000 100%	\$1,000	\$-	02/2016	08/2016 56	<div><div></div><div></div><div></div><div></div></div>
Walter J. Mitchell Elementary - SR-Lighting 08.033.2013EEI -#8,890		2014 01/2013	\$94,000	\$0	\$94,000 100%	\$94,000 100%	\$-	\$-	02/2014	04/2015 72	<div><div></div><div></div><div></div><div></div></div>
◆IAC received Form 306.6 Closeout summary on 04/15/16, pending staff action.											

**Project Status:**  
● LP Approved ● Project Allocated ● Project contracted ● Project Expended ● Project %Contracted and %Expended =100%, Months since last expenditure is greater than 12. Submission of Form 306.6 is due.

**Notes:** 1. Yellow highlighting indicates project has not been contracted within two years of the CIP allocation, per Education Article Section 5-303-(j)(3)(I).  
2. Green highlighting indicates project has been contracted within the last 6 months, however no expenditures have been processed by the IAC.



INTERAGENCY COMMISSION ON SCHOOL CONSTRUCTION (IAC)  
PUBLIC SCHOOL CONSTRUCTION PROGRAM  
REPORT OF ACTIVE STATE PROJECT ALLOCATIONS, CONTRACTS, & EXPENDITURES  
As of April 15, 2021

PROJECT NAME		CIP YEAR(S)	ALLOCATION	CONTINGENCY	CONTRACTED/		EXPENDITURES/		UNCONTRACTED	UNEXPENDED	DATE	# OF MONTHS	PROJECT					
PSC - #PID	PROJECT TYPE	IAC DATE			% CONTRACTED	% EXPENDED	% ALLOCATION	% CONTRACT			OF LAST	SINCE DATE OF						
Charles County																		
Westlake High - SR-Lighting		2014	\$369,000	\$0	\$369,000	100%	\$369,000	100%	\$-	\$-	02/2014	05/2015	71	<div><div></div><div></div><div></div><div></div></div>				
08.031.2013EEI -#8,904		01/2013																
◆IAC received Form 306.6 Closeout summary on 04/15/16, pending staff action.																		
William B. Wade Elementary - SR-Lighting		2014	\$172,000	\$0	\$172,000	100%	\$172,000	100%	\$-	\$-	02/2014	05/2015	71	<div><div></div><div></div><div></div><div></div></div>				
08.028.2013EEI -#8,903		01/2013																
◆IAC received Form 306.6 Closeout summary on 04/15/16, pending staff action.																		
40 Active Projects			Charles County Total	\$109,404,633	\$301,579	\$109,031,633	\$105,282,889	\$674,579	\$3,748,744	18 Projects ready to Close								

**Project Status:**

● LP Approved ● Project Allocated ● Project contracted ● Project Expended ● Project %Contracted and %Expended =100%, Months since last expenditure is greater than 12. Submission of Form 306.6 is due.

**Notes:**

1. Yellow highlighting indicates project has not been contracted within two years of the CIP allocation, per Education Article Section 5-303-(j)(3)(I).

2. Green highlighting indicates project has been contracted within the last 6 months, however no expenditures have been processed by the IAC.



INTERAGENCY COMMISSION ON SCHOOL CONSTRUCTION (IAC)  
PUBLIC SCHOOL CONSTRUCTION PROGRAM  
REPORT OF ACTIVE STATE PROJECT ALLOCATIONS, CONTRACTS, & EXPENDITURES  
As of April 15, 2021

PROJECT NAME PSC - #PID	PROJECT TYPE	CIP YEAR(S) IAC DATE	ALLOCATION	CONTINGENCY	CONTRACTED/ % CONTRACTED	EXPENDITURES/ % EXPENDED	UNCONTRACTED ALLOCATION	UNEXPENDED CONTRACT	DATE OF LAST CONTRACT ACTION	# OF MONTHS SINCE DATE OF LAST EXPENDITURE	PROJECT STATUS
Dorchester County											
Cambridge/ South Dorchester High - C-Security Vestibule 09.009.2020 -#10,083		2020 07/2019	\$108,717	\$0	\$106,065 98%	\$106,065 100%	\$2,652	\$-	06/2020	10/2020	6 <div><div></div><div></div><div></div></div>
Cambridge/ South Dorchester High - SR-Roof 09.009.2021 -#10,198		2021 06/2020	\$1,705,388	\$0	\$1,705,388 100%	\$1,705,388 100%	\$-	\$-	08/2020	01/2021	3 <div><div></div><div></div><div></div></div>
Mace's Lane Middle - C-Security Vestibule 09.015.2020 -#10,084		2020 07/2019	\$88,590	\$0	\$88,590 100%	\$25,240 28%	\$-	\$63,350	08/2020	09/2020	7 <div><div></div><div></div><div></div></div>
New Directions Learning Academy - SR-Roof 09.008.2019 -#9,995		2019 LP 2019 07/2018	\$891,148	\$0	\$891,148 100%	\$891,148 100%	\$-	\$-	10/2018	10/2019	18 <div><div></div><div></div><div></div><div></div></div>
North Dorchester High - C-Replacement 09.013.2014/2016EGRC/2017/2017EGRC/2018/2019/2020 -#9,298		2015 LP 2017, 2018, 2019, 2020 07/2016	\$28,460,000	\$0	\$28,460,000 100%	\$28,460,000 100%	\$-	\$-	08/2019	01/2020	15 <div><div></div><div></div><div></div><div></div></div>
Sandy Hill Elementary - SR-Roof 09.001.2021 -#10,197		2021 06/2020	\$1,467,800	\$0	\$1,467,800 100%	\$1,467,800 100%	\$-	\$-	08/2020	12/2020	4 <div><div></div><div></div><div></div></div>
Vienna Elementary - SR-Roof 09.005.2020/2021 -#10,085		2020, 2021 07/2019	\$702,240	\$0	\$702,240 100%	\$702,240 100%	\$-	\$-	08/2020	11/2020	5 <div><div></div><div></div><div></div></div>
7 Active Projects	Dorchester County Total		\$33,423,883	\$0	\$33,421,231	\$33,357,881	\$2,652	\$63,350	2 Projects ready to Close		

**Project Status:**  

LP Approved  Project Allocated  Project contracted  Project Expended  Project %Contracted and %Expended =100%, Months since last expenditure is greater than 12. Submission of Form 306.6 is due.



INTERAGENCY COMMISSION ON SCHOOL CONSTRUCTION (IAC)  
PUBLIC SCHOOL CONSTRUCTION PROGRAM  
REPORT OF ACTIVE STATE PROJECT ALLOCATIONS, CONTRACTS, & EXPENDITURES  
As of April 15, 2021

PROJECT NAME PSC - #PID	PROJECT TYPE	CIP YEAR(S) IAC DATE	ALLOCATION	CONTINGENCY	CONTRACTED/ % CONTRACTED	EXPENDITURES/ % EXPENDED	UNCONTRACTED ALLOCATION	UNEXPENDED CONTRACT	DATE OF LAST CONTRACT ACTION	# OF MONTHS SINCE DATE OF LAST EXPENDITURE	PROJECT STATUS
Frederick County											
Ballenger Creek Middle - SR-Roof 10.041.2021EGRC -#10,259		2021 06/2020	\$361,600	\$0	\$0 0%	\$0 0%	\$361,600	\$-		0	●
Blue Heron (East Frederick County Area) Elementary - C-New 10.081.2021 -#10,168		2020 LP 2021 01/1900	\$4,000,000	\$0	\$4,000,000 100%	\$4,000,000 100%	\$-	\$-	05/2020	02/2021	2 ● ● ●
Blue Heron (East Frederick County Area) Elementary - C-E-Rate 10.081.2021 -#10,274		2020 LP 2021 06/2020	\$9,500	\$0	\$0 0%	\$0 0%	\$9,500	\$-			0 ●
Brunswick Elementary - C-Replacement 10.025. -#10,255		2021 LP 0	\$0	\$0	\$0 0%	\$0 0%	\$-	\$-			0 ●
Butterfly Ridge (West Frederick City) Elementary - C-New 10.079.2017/2018/2019/2020/2021 -#9,299		2015 LP 2017, 2018, 2019, 2020, 2021 07/2016	\$18,056,000	\$0	\$18,056,000 100%	\$18,056,000 100%	\$-	\$-	08/2020	01/2021	3 ● ● ●
Carroll Manor Elementary - SR-Windows-Doors 10.066.2018 -#9,819		2018 07/2017	\$299,583	\$0	\$299,583 100%	\$299,583 100%	\$-	\$-	03/2019		0 ● ● ●
◆IAC received Form 306.6 Closeout summary on 02/05/21, pending staff action.											
Carroll Manor Elementary - SR-Sewage Pump 10.066.2016/2019 -#10,000		2019 07/2018	\$310,400	\$0	\$310,400 100%	\$310,400 100%	\$-	\$-	06/2020	03/2021	1 ● ● ●
◆IAC received Form 306.6 Closeout summary on 03/18/21, pending staff action.											
Carroll Manor Elementary - SR-Windows-Doors 10.066.2011/2020 -#10,087		2020 07/2019	\$501,057	\$0	\$501,057 100%	\$501,057 100%	\$-	\$-	05/2020	03/2021	1 ● ● ●

**Project Status:**  
● LP Approved ● Project Allocated ● Project contracted ● Project Expended ● Project %Contracted and %Expended =100%, Months since last expenditure is greater than 12. Submission of Form 306.6 is due.

**Notes:** 1. Yellow highlighting indicates project has not been contracted within two years of the CIP allocation, per Education Article Section 5-303-(j)(3)(I).  
2. Green highlighting indicates project has been contracted within the last 6 months, however no expenditures have been processed by the IAC.



INTERAGENCY COMMISSION ON SCHOOL CONSTRUCTION (IAC)  
PUBLIC SCHOOL CONSTRUCTION PROGRAM  
REPORT OF ACTIVE STATE PROJECT ALLOCATIONS, CONTRACTS, & EXPENDITURES  
As of April 15, 2021

PROJECT NAME PSC - #PID	PROJECT TYPE	CIP YEAR(S) IAC DATE	ALLOCATION	CONTINGENCY	CONTRACTED/ % CONTRACTED	EXPENDITURES/ % EXPENDED	UNCONTRACTED ALLOCATION	UNEXPENDED CONTRACT	DATE OF LAST CONTRACT ACTION	# OF MONTHS SINCE DATE OF LAST EXPENDITURE	PROJECT STATUS
Frederick County											
Governor Thomas Johnson High - SR-Roof 10.057.2021EGRC -#10,256		2021 06/2020	\$448,000	\$0	\$0 0%	\$0	0%	\$448,000	\$-	0	●
Heather Ridge School - SR-Roof 10.065.2021EGRC -#10,258		2021 06/2020	\$579,200	\$0	\$0 0%	\$0	0%	\$579,200	\$-	0	●
Lincoln - SR-Roof 10.003.2021EGRC -#10,260		2021 06/2020	\$551,040	\$0	\$0 0%	\$0	0%	\$551,040	\$-	0	●
Middletown High - SR-Roof 10.005.2021EGRC -#10,257		2021 06/2020	\$168,320	\$0	\$0 0%	\$0	0%	\$168,320	\$-	0	●
Rock Creek School - C-Replacement 10.080.2011/2020/2021 -#9,997		2019 LP 2020 07/2019	\$6,702,976	\$0	\$6,702,976 100%	\$6,702,976 100%	\$-	\$-	08/2020	09/2020	7 ●●●
Security Control Access - SR-Access Control Systems 10.900.2020 -#10,170		2020 07/2019	\$149,000	\$0	\$149,000 100%	\$149,000 100%	\$-	\$-	08/2020	03/2021	1 ●●●
◆IAC received Form 306.6 Closeout summary on 03/18/21, pending staff action.											
Sugarloaf (New Urbana Area) Elementary - C-New 10.078.2014/2017/2018/2019 -#9,113		2014 LP 2017, 2018, 2019 07/2016	\$14,808,000	\$0	\$14,808,000 100%	\$14,808,000 100%	\$-	\$-	08/2018	12/2017	40 ●●●●
Thurmont Middle - SR-Roof 10.008.2019 -#10,002		2019 07/2018	\$501,730	\$0	\$501,730 100%	\$498,662 99%	\$-	\$3,068	05/2020	03/2021	1 ●●●
◆IAC received Form 306.6 Closeout summary on 03/18/21, pending staff action.											

**Project Status:**  
● LP Approved ● Project Allocated ● Project contracted ● Project Expended ● Project %Contracted and %Expended =100%, Months since last expenditure is greater than 12. Submission of Form 306.6 is due.

**Notes:** 1. Yellow highlighting indicates project has not been contracted within two years of the CIP allocation, per Education Article Section 5-303-(j)(3)(I).  
2. Green highlighting indicates project has been contracted within the last 6 months, however no expenditures have been processed by the IAC.



INTERAGENCY COMMISSION ON SCHOOL CONSTRUCTION (IAC)  
PUBLIC SCHOOL CONSTRUCTION PROGRAM  
REPORT OF ACTIVE STATE PROJECT ALLOCATIONS, CONTRACTS, & EXPENDITURES  
As of April 15, 2021

PROJECT NAME		CIP YEAR(S)			CONTRACTED/	EXPENDITURES/	UNCONTRACTED	UNEXPENDED	DATE	# OF MONTHS			
PSC - #PID	PROJECT TYPE	IAC DATE	ALLOCATION	CONTINGENCY	% CONTRACTED	% EXPENDED	ALLOCATION	CONTRACT	OF LAST	SINCE DATE OF	LAST	PROJECT	
									CONTRACT	EXPENDITURE	EXPENDITURE	STATUS	
Frederick County													
Urbana Elementary - C-Replacement		2016 LP	\$15,367,877	\$0	\$15,367,877	100%	\$15,367,877	100%	\$-	\$-	12/2020	01/2021	3
10.022.2016/2019/2020/2021EGRC/2021EGRC NM/2021		2019, 2020, 2021											
-#9,384		07/2018											
Walkersville Middle - SR-Roof		2020	\$124,000	\$0	\$0	0%	\$0	0%	\$124,000	\$-			0
10.045.2020 -#10,169		07/2019											
Waverley Elementary - C-Replacement		2020 LP	\$4,799,060	\$0	\$4,799,060	100%	\$4,799,060	100%	\$-	\$-	08/2020	03/2021	1
10.058.2019/2021EGRC/2021 -#10,167		2021											
		06/2020											
19 Active Projects		Frederick County Total	\$67,737,343	\$0	\$65,495,683		\$65,492,615		\$2,241,660	\$3,068		1 Projects ready to Close	

**Project Status:**  
● LP Approved ● Project Allocated ● Project contracted ● Project Expended ● Project %Contracted and %Expended =100%, Months since last expenditure is greater than 12. Submission of Form 306.6 is due.

**Notes:**  
1. Yellow highlighting indicates project has not been contracted within two years of the CIP allocation, per Education Article Section 5-303-(j)(3)(I).  
2. Green highlighting indicates project has been contracted within the last 6 months, however no expenditures have been processed by the IAC.



INTERAGENCY COMMISSION ON SCHOOL CONSTRUCTION (IAC)  
PUBLIC SCHOOL CONSTRUCTION PROGRAM  
REPORT OF ACTIVE STATE PROJECT ALLOCATIONS, CONTRACTS, & EXPENDITURES  
As of April 15, 2021

PROJECT NAME		CIP YEAR(S)	ALLOCATION	CONTINGENCY	CONTRACTED/		EXPENDITURES/		UNCONTRACTED	UNEXPENDED	DATE	# OF MONTHS	PROJECT					
PSC - #PID	PROJECT TYPE	IAC DATE			% CONTRACTED	% EXPENDED	ALLOCATION	CONTRACT			OF LAST	SINCE DATE OF						
Garrett County																		
Southern High - SR-Fire Safety		2020	\$300,750	\$0	\$300,750	100%	\$298,093	99%	\$-	\$2,657	06/2019	12/2020	4	<div><div></div><div></div><div></div></div>				
11.005.2018/2020 -#10,088		06/2019																
◆IAC received Form 306.6 Closeout summary on 12/08/20, pending staff action.																		
Southern High - SR-Building Envelope		2021	\$983,700	\$0	\$983,700	100%	\$954,290	97%	\$-	\$29,410	01/2021	02/2021	2	<div><div></div><div></div><div></div></div>				
11.005.2012SA/2014/2021 -#10,199		06/2020																
◆IAC received Form 306.6 Closeout summary on 12/08/20, pending staff action.																		
2 Active Projects			Garrett County Total	\$1,284,450	\$0	\$1,284,450	\$1,252,383	\$0	\$32,067	0 Projects ready to Close								

**Project Status:**

● LP Approved ● Project Allocated ● Project contracted ● Project Expended ● Project %Contracted and %Expended =100%, Months since last expenditure is greater than 12. Submission of Form 306.6 is due.

**Notes:**

1. Yellow highlighting indicates project has not been contracted within two years of the CIP allocation, per Education Article Section 5-303-(j)(3)(I).

2. Green highlighting indicates project has been contracted within the last 6 months, however no expenditures have been processed by the IAC.



INTERAGENCY COMMISSION ON SCHOOL CONSTRUCTION (IAC)  
PUBLIC SCHOOL CONSTRUCTION PROGRAM  
REPORT OF ACTIVE STATE PROJECT ALLOCATIONS, CONTRACTS, & EXPENDITURES  
As of April 15, 2021

PROJECT NAME PSC - #PID	PROJECT TYPE	CIP YEAR(S) IAC DATE	ALLOCATION	CONTINGENCY	CONTRACTED/ % CONTRACTED		EXPENDITURES/ % EXPENDED		UNCONTRACTED ALLOCATION	UNEXPENDED CONTRACT	DATE OF LAST CONTRACT ACTION	# OF MONTHS SINCE DATE OF LAST EXPENDITURE	PROJECT STATUS	
Harford County														
Aberdeen Middle - SR-Roof 12.006.2015/2020 -#10,089		2020 07/2019	\$2,222,000	\$0	\$2,222,000	100%	\$2,222,000	100%	\$-	\$-	07/2019	12/2019	16	<div><div></div><div></div><div></div><div></div></div>
◆IAC received Form 306.6 Closeout summary on 02/25/21, pending staff action.														
Bel Air Elementary - C-Renovation - Open Space Conversion 12.024.2013/2018/2019 -#9,823		2018, 2019 07/2017	\$3,530,520	\$0	\$3,530,520	100%	\$3,530,520	100%	\$-	\$-	08/2018	10/2018	30	<div><div></div><div></div><div></div><div></div></div>
Bel Air Middle - SR-Roof 12.035.2014/2021 -#10,200		2021 06/2020	\$2,778,837	\$0	\$0	0%	\$0	0%	\$2,778,837	\$-			0	<div><div></div></div>
Fallston Middle - SR-Chiller 12.030.2019 -#10,003		2019 03/2019	\$415,296	\$0	\$415,296	100%	\$415,296	100%	\$-	\$-	03/2019	12/2019	16	<div><div></div><div></div><div></div><div></div></div>
◆IAC received Form 306.6 Closeout summary on 03/17/20, pending staff action.														
George D. Lisby @ Hillsdale Elementary - SR-HVAC 12.052.2013/2013EEI/2020 -#10,092		2020 07/2019	\$3,650,850	\$0	\$3,650,850	100%	\$3,650,850	100%	\$-	\$-	04/2020	10/2020	6	<div><div></div><div></div><div></div></div>
Havre de Grace Middle/High - C-Replacement 12.039.2014/2018/2019 -#9,304		2015 LP 2018, 2019 01/1900	\$19,723,218	\$0	\$19,723,218	100%	\$19,723,218	100%	\$-	\$-	08/2018	06/2019	22	<div><div></div><div></div><div></div><div></div></div>
Hickory Elementary - SR-Roof 12.041.2020/2021 -#10,091		2020, 2021 07/2019	\$805,626	\$0	\$805,626	100%	\$805,626	100%	\$-	\$-	06/2020	11/2020	5	<div><div></div><div></div><div></div></div>
Joppatowne High - C-Limited Renovation 12.046.2021 -#9,389		2016 LP 2021 06/2020	\$8,070,000	\$0	\$8,070,000	100%	\$7,231,261	90%	\$-	\$838,739	08/2020	03/2021	1	<div><div></div><div></div><div></div></div>

**Project Status:**  
● LP Approved ● Project Allocated ● Project contracted ● Project Expended ● Project %Contracted and %Expended =100%, Months since last expenditure is greater than 12. Submission of Form 306.6 is due.

**Notes:** 1. Yellow highlighting indicates project has not been contracted within two years of the CIP allocation, per Education Article Section 5-303-(j)(3)(I).  
2. Green highlighting indicates project has been contracted within the last 6 months, however no expenditures have been processed by the IAC.



INTERAGENCY COMMISSION ON SCHOOL CONSTRUCTION (IAC)  
PUBLIC SCHOOL CONSTRUCTION PROGRAM  
REPORT OF ACTIVE STATE PROJECT ALLOCATIONS, CONTRACTS, & EXPENDITURES  
As of April 15, 2021

PROJECT NAME		CIP YEAR(S)	ALLOCATION	CONTINGENCY	CONTRACTED/		EXPENDITURES/		UNCONTRACTED	UNEXPENDED	DATE	# OF MONTHS	PROJECT					
PSC - #PID	PROJECT TYPE	IAC DATE			% CONTRACTED	% EXPENDED	OF LAST	SINCE DATE OF										
							ACTION	LAST										
							EXPENDITURE	STATUS										
Harford County																		
North Bend Elementary - SR-Chiller/Cooling Tower 12.031.2020 -#10,093		2020 07/2019	\$853,020	\$0	\$853,020	100%	\$853,020	100%	\$-	\$-	05/2020	11/2020	5	<div><div></div><div></div><div></div></div>				
Roye-Williams Elementary - SR-HVAC/Ceiling/Above Interior Systems 12.047.2011/2020 -#10,090		2020 07/2019	\$4,977,000	\$0	\$4,977,000	100%	\$4,977,000	100%	\$-	\$-	05/2020	11/2020	5	<div><div></div><div></div><div></div></div>				
Youth's Benefit Elementary - C-Replacement 12.011.2011/2015/2016 -#8,926		2014 LP 2015, 2016 07/2014	\$10,250,000	\$0	\$10,250,000	100%	\$10,250,000	100%	\$-	\$-	10/2019	06/2016	58	<div><div></div><div></div><div></div><div></div></div>				
11 Active Projects		Harford County Total	\$57,276,367	\$0	\$54,497,530		\$53,658,791	\$2,778,837	\$838,739		5 Projects ready to Close							

**Project Status:**

● LP Approved ● Project Allocated ● Project contracted ● Project Expended ● Project %Contracted and %Expended =100%, Months since last expenditure is greater than 12. Submission of Form 306.6 is due.

**Notes:**

1. Yellow highlighting indicates project has not been contracted within two years of the CIP allocation, per Education Article Section 5-303-(j)(3)(I).

2. Green highlighting indicates project has been contracted within the last 6 months, however no expenditures have been processed by the IAC.



INTERAGENCY COMMISSION ON SCHOOL CONSTRUCTION (IAC)  
PUBLIC SCHOOL CONSTRUCTION PROGRAM  
REPORT OF ACTIVE STATE PROJECT ALLOCATIONS, CONTRACTS, & EXPENDITURES  
As of April 15, 2021

PROJECT NAME PSC - #PID	PROJECT TYPE	CIP YEAR(S) IAC DATE	ALLOCATION	CONTINGENCY	CONTRACTED/ % CONTRACTED	EXPENDITURES/ % EXPENDED	UNCONTRACTED ALLOCATION	UNEXPENDED CONTRACT	DATE OF LAST CONTRACT ACTION	# OF MONTHS SINCE DATE OF LAST EXPENDITURE	PROJECT STATUS
Howard County											
Atholton Elementary - SR-Roof 13.030.2019 -#9,948		2019 07/2018	\$548,000	\$0	\$548,000 100%	\$548,000 100%	\$-	\$-	08/2020	01/2021	3 <span></span> <span></span> <span></span>
Burleigh Manor Middle - SR-HVAC/Ceiling/Above Interior Systems 13.046.2015/2018/2018EGRC -#9,827		2018 07/2017	\$3,841,000	\$0	\$3,841,000 100%	\$3,841,000 100%	\$-	\$-	05/2019	09/2020	7 <span></span> <span></span> <span></span>
Cradlerock/Lake Elkhorn Elementary/Middle - SR-Boiler 13.035.2020EGRC -#10,171		2020 07/2019	\$316,250	\$0	\$0 0%	\$0 0%	\$316,250	\$-			0 <span></span>
Glenwood Middle - SR-Building Envelope 13.069.2019EGRC -#10,005		2019 07/2018	\$462,000	\$0	\$462,000 100%	\$462,000 100%	\$-	\$-	06/2020	01/2021	3 <span></span> <span></span> <span></span>
Hanover Hills (New Northeastern #42) Elementary - C-New 13.089.2016EGRC/2017EGRC/2017/2018 -#9,504		2016 LP 2017, 2018 07/2016	\$14,544,553	\$0	\$14,544,553 100%	\$14,544,553 100%	\$-	\$-	08/2017	09/2017	43 <span></span> <span></span> <span></span> <span></span>
Harpers Choice Middle - SR-Roof 13.003.2018/2019 -#9,947		2019 07/2018	\$1,426,882	\$0	\$1,426,882 100%	\$1,426,882 100%	\$-	\$-	06/2019	09/2020	7 <span></span> <span></span> <span></span>
Mount View Middle - SR-HVAC/Ceiling/Above Interior Systems 13.049.2015/2018EGRC/2018 -#9,824		2018 07/2017	\$4,504,000	\$0	\$4,504,000 100%	\$4,504,000 100%	\$-	\$-	05/2019	01/2021	3 <span></span> <span></span> <span></span>
Murray Hill Middle - SR-Roof 13.059.2020/2020EGRC -#10,095		2020 07/2019	\$805,200	\$0	\$0 0%	\$0 0%	\$805,200	\$-			0 <span></span>

**Project Status:**  
 LP Approved  Project Allocated  Project contracted  Project Expended  Project %Contracted and %Expended =100%, Months since last expenditure is greater than 12. Submission of Form 306.6 is due.

**Notes:** 1. Yellow highlighting indicates project has not been contracted within two years of the CIP allocation, per Education Article Section 5-303-(j)(3)(I).  
2. Green highlighting indicates project has been contracted within the last 6 months, however no expenditures have been processed by the IAC.



INTERAGENCY COMMISSION ON SCHOOL CONSTRUCTION (IAC)  
PUBLIC SCHOOL CONSTRUCTION PROGRAM  
REPORT OF ACTIVE STATE PROJECT ALLOCATIONS, CONTRACTS, & EXPENDITURES  
As of April 15, 2021

PROJECT NAME PSC - #PID	PROJECT TYPE	CIP YEAR(S) IAC DATE	ALLOCATION	CONTINGENCY	CONTRACTED/ % CONTRACTED	EXPENDITURES/ % EXPENDED	UNCONTRACTED ALLOCATION	UNEXPENDED CONTRACT	DATE OF LAST CONTRACT ACTION	# OF MONTHS SINCE DATE OF LAST EXPENDITURE	PROJECT STATUS
Howard County											
New #13 High - C-New 13.090.2020EGRC/2021EGRC NM/2021/2021EGRC -#10,172		2020 LP 2021 06/2020	\$28,000,000	\$0	\$28,000,000 100%	\$5,097,327 18%	\$-	\$22,902,673	09/2020	0	<div><div></div><div></div><div></div></div>
Patuxent Valley Middle - C-Renovation-Addition 13.041.2014/2015/2016 -#8,940		2014 LP 2015, 2016 07/2014	\$10,604,000	\$0	\$10,604,000 100%	\$10,604,000 100%	\$-	\$-	07/2015	12/2015	64 <div><div></div><div></div><div></div><div></div></div>
Pointers Run Elementary - SR-HVAC/Ceiling/Above Interior Systems 13.044.2015/2018/2018EGRC -#9,825		2018 07/2017	\$4,310,000	\$0	\$4,310,000 100%	\$4,310,000 100%	\$-	\$-	06/2019	09/2020	7 <div><div></div><div></div><div></div></div>
Pointers Run Elementary - SR-Roof 13.044.2009/2020EGRC/2020 -#10,094		2020 07/2019	\$1,350,261	\$0	\$0 0%	\$0 0%	\$1,350,261	\$-		0	<div><div></div></div>
Rockburn Elementary - SR-HVAC/Ceiling/Above Interior Systems 13.050.2015/2018/2018EGRC -#9,826		2018 07/2017	\$3,285,000	\$0	\$3,285,000 100%	\$3,285,000 100%	\$-	\$-	05/2019	09/2019	19 <div><div></div><div></div><div></div><div></div></div>
Talbott Springs Elementary - C-Renovation-Addition 13.007.2014/2021EGRC NM -#10,006		2019 LP 2021 01/1900	\$5,698,104	\$0	\$5,698,104 100%	\$0 0%	\$-	\$5,698,104	11/2020	0	<div><div></div><div></div></div>
Waverly Elementary - C-Renovation-Addition 13.043.2014/2017EGRC/2017/2018 -#9,120		2014 LP 2017, 2018 07/2016	\$11,650,000	\$0	\$11,650,000 100%	\$11,650,000 100%	\$-	\$-	08/2017	09/2017	43 <div><div></div><div></div><div></div><div></div></div>
Wilde Lake High - SR-Roof 13.058.2016 -#9,395		2016 07/2015	\$1,012,000	\$0	\$1,012,000 100%	\$1,012,000 100%	\$-	\$-	06/2016	10/2017	42 <div><div></div><div></div><div></div><div></div></div>
16 Active Projects	Howard County Total		\$92,357,250	\$0	\$89,885,539	\$61,284,762	\$2,471,711	\$28,600,777	5 Projects ready to Close		

**Project Status:**  
● LP Approved ● Project Allocated ● Project contracted ● Project Expended ● Project %Contracted and %Expended =100%, Months since last expenditure is greater than 12. Submission of Form 306.6 is due.

**Notes:** 1. Yellow highlighting indicates project has not been contracted within two years of the CIP allocation, per Education Article Section 5-303-(j)(3)(I).  
2. Green highlighting indicates project has been contracted within the last 6 months, however no expenditures have been processed by the IAC.



INTERAGENCY COMMISSION ON SCHOOL CONSTRUCTION (IAC)  
PUBLIC SCHOOL CONSTRUCTION PROGRAM  
REPORT OF ACTIVE STATE PROJECT ALLOCATIONS, CONTRACTS, & EXPENDITURES  
As of April 15, 2021

PROJECT NAME PSC - #PID	PROJECT TYPE	CIP YEAR(S) IAC DATE	ALLOCATION	CONTINGENCY	CONTRACTED/ % CONTRACTED	EXPENDITURES/ % EXPENDED	UNCONTRACTED ALLOCATION	UNEXPENDED CONTRACT	DATE OF LAST CONTRACT ACTION	# OF MONTHS SINCE DATE OF LAST EXPENDITURE	PROJECT STATUS
Kent County											
Galena Elementary - SR-Lighting 14.002.2013EEI -#8,942		2014 01/2013	\$21,000	\$0	\$21,000 100%	\$21,000 100%	\$-	\$-	11/2013	02/2014 86	<div><div></div><div></div><div></div><div></div></div>
◆IAC received Form 306.6 Closeout summary on 02/08/17, pending staff action.											
Galena Elementary - C-Security Vestibule 14.002.2020 -#10,099		2020 07/2019	\$23,745	\$0	\$23,745 100%	\$23,745 100%	\$-	\$-	09/2019	09/2019 19	<div><div></div><div></div><div></div><div></div></div>
Galena Elementary - C-Renovation 14.002.2014NPASP/2015NPASP/2016NPASP/2021 -#10,173		2020 LP 2021 06/2020	\$2,466,300	\$0	\$2,466,300 100%	\$2,466,300 100%	\$-	\$-	08/2020	12/2020 4	<div><div></div><div></div><div></div><div></div></div>
Garnett Elementary - SR-Lighting 14.006.2013EEI -#8,944		2014 01/2013	\$32,000	\$0	\$32,000 100%	\$32,000 100%	\$-	\$-	11/2013	02/2014 86	<div><div></div><div></div><div></div><div></div></div>
◆IAC received Form 306.6 Closeout summary on 02/08/17, pending staff action.											
Garnett Elementary - C-Security Vestibule 14.006.2020 -#10,098		2020 07/2019	\$26,854	\$0	\$26,854 100%	\$26,854 100%	\$-	\$-	09/2019	09/2019 19	<div><div></div><div></div><div></div><div></div></div>
Kent County High - C-Security Vestibule 14.007.2020 -#10,100		2020 07/2019	\$26,850	\$0	\$26,850 100%	\$26,850 100%	\$-	\$-	09/2019	11/2019 17	<div><div></div><div></div><div></div><div></div></div>
Kent County Middle - SR-Lighting 14.003.2013EEI -#8,941		2014 01/2013	\$25,000	\$1,000	\$25,000 100%	\$25,000 100%	\$1,000	\$-	11/2013	02/2014 86	<div><div></div><div></div><div></div><div></div></div>
◆IAC received Form 306.6 Closeout summary on 02/08/17, pending staff action.											
Kent County Middle - C-Security Vestibule 14.003.2020 -#10,101		2020 07/2019	\$28,925	\$0	\$28,925 100%	\$28,925 100%	\$-	\$-	09/2019	09/2019 19	<div><div></div><div></div><div></div><div></div></div>

**Project Status:**  
● LP Approved ● Project Allocated ● Project contracted ● Project Expended ● Project %Contracted and %Expended =100%, Months since last expenditure is greater than 12. Submission of Form 306.6 is due.

**Notes:** 1. Yellow highlighting indicates project has not been contracted within two years of the CIP allocation, per Education Article Section 5-303-(j)(3)(I).  
2. Green highlighting indicates project has been contracted within the last 6 months, however no expenditures have been processed by the IAC.



INTERAGENCY COMMISSION ON SCHOOL CONSTRUCTION (IAC)  
PUBLIC SCHOOL CONSTRUCTION PROGRAM  
REPORT OF ACTIVE STATE PROJECT ALLOCATIONS, CONTRACTS, & EXPENDITURES  
As of April 15, 2021

PROJECT NAME		CIP YEAR(S)			CONTRACTED/	EXPENDITURES/	UNCONTRACTED	UNEXPENDED	DATE	# OF MONTHS			
PSC - #PID	PROJECT TYPE	IAC DATE	ALLOCATION	CONTINGENCY	% CONTRACTED	% EXPENDED	ALLOCATION	CONTRACT	OF LAST	SINCE DATE OF	LAST	PROJECT	
									CONTRACT	EXPENDITURE	EXPENDITURE	STATUS	
Kent County													
Millington Elementary - SR-Lighting 14.001.2013EEI -#8,945		2014 01/2013	\$21,000	\$0	\$19,000 90%	\$19,000 100%	\$2,000	\$-	11/2013	02/2014	86	<div><div></div><div></div><div></div></div>	
◆IAC received Form 306.6 Closeout summary on 02/08/17, pending staff action.													
Rock Hall Elementary - SR-Lighting 14.004.2013EEI -#8,943		2014 01/2013	\$23,000	\$0	\$23,000 100%	\$23,000 100%	\$-	\$-	11/2013	02/2014	86	<div><div></div><div></div><div></div><div></div></div>	
◆IAC received Form 306.6 Closeout summary on 02/08/17, pending staff action.													
Rock Hall Elementary - SR-Roof 14.004.2016/2020 -#10,097		2020 07/2019	\$544,260	\$0	\$544,260 100%	\$544,260 100%	\$-	\$-	09/2019	01/2021	3	<div><div></div><div></div><div></div></div>	
Rock Hall Elementary - C-Renovation 14.004.2020/2021 -#10,102		2020, 2021 07/2019	\$859,500	\$0	\$859,500 100%	\$859,500 100%	\$-	\$-	08/2020	10/2020	6	<div><div></div><div></div><div></div></div>	
12 Active Projects	Kent County Total		\$4,098,434	\$1,000	\$4,096,434	\$4,096,434	\$3,000	\$0	8 Projects ready to Close				

**Project Status:**  
● LP Approved ● Project Allocated ● Project contracted ● Project Expended ● Project %Contracted and %Expended =100%, Months since last expenditure is greater than 12. Submission of Form 306.6 is due.

**Notes:**  
1. Yellow highlighting indicates project has not been contracted within two years of the CIP allocation, per Education Article Section 5-303-(j)(3)(I).  
2. Green highlighting indicates project has been contracted within the last 6 months, however no expenditures have been processed by the IAC.



INTERAGENCY COMMISSION ON SCHOOL CONSTRUCTION (IAC)  
PUBLIC SCHOOL CONSTRUCTION PROGRAM  
REPORT OF ACTIVE STATE PROJECT ALLOCATIONS, CONTRACTS, & EXPENDITURES  
As of April 15, 2021

PROJECT NAME PSC - #PID	PROJECT TYPE	CIP YEAR(S) IAC DATE	ALLOCATION	CONTINGENCY	CONTRACTED/ % CONTRACTED	EXPENDITURES/ % EXPENDED	UNCONTRACTED ALLOCATION	UNEXPENDED CONTRACT	DATE OF LAST CONTRACT ACTION	# OF MONTHS SINCE DATE OF LAST EXPENDITURE	PROJECT STATUS
Montgomery County											
- SR-Systemic 15.177. -#4,845		0 LP 1994	\$0	\$0	\$0 0%	\$0	0%	\$-	\$-	0	
Argyle Middle - SR-Roof 15.231.2021 -#10,210		2021 06/2020	\$428,000	\$0	\$0 0%	\$0	0%	\$428,000	\$-	0	●
Ashburton Elementary - SR-HVAC 15.188.2019EGRC -#10,016		2019 07/2018	\$434,000	\$0	\$434,000 100%	\$434,000 100%	\$-	\$-	06/2020	09/2020	7 ● ● ●
Ashburton Elementary - C-Addition-Renovation 15.188.2021EGRC -#10,213		2021 LP 2021 06/2020	\$73,000	\$0	\$73,000 100%	\$73,000 100%	\$-	\$-	03/2021	0	● ● ●
Bethesda Elementary - SR-Roof 15.015.2021 -#10,205		2021 06/2020	\$518,000	\$0	\$0 0%	\$0	0%	\$518,000	\$-	0	●
Bethesda/Chevy Chase High - C-Addition-Renovation 15.030.2017/2019EGRC/2019 -#9,840		2018 LP 2019 07/2018	\$6,682,500	\$0	\$6,682,500 100%	\$6,682,500 100%	\$-	\$-	02/2017	02/2019	26 ● ● ● ●
Brookhaven Elementary - SR-HVAC 15.055.2021 -#10,209		2021 06/2020	\$474,000	\$0	\$0 0%	\$0	0%	\$474,000	\$-	0	●
Burtonsville Elementary - SR-HVAC 15.052.2019 -#10,009		2019 07/2018	\$624,000	\$0	\$624,000 100%	\$624,000 100%	\$-	\$-	06/2020	09/2020	7 ● ● ●

**Project Status:**  
● LP Approved ● Project Allocated ● Project contracted ● Project Expended ● Project %Contracted and %Expended =100%, Months since last expenditure is greater than 12. Submission of Form 306.6 is due.

**Notes:** 1. Yellow highlighting indicates project has not been contracted within two years of the CIP allocation, per Education Article Section 5-303-(j)(3)(I).  
2. Green highlighting indicates project has been contracted within the last 6 months, however no expenditures have been processed by the IAC.



INTERAGENCY COMMISSION ON SCHOOL CONSTRUCTION (IAC)  
PUBLIC SCHOOL CONSTRUCTION PROGRAM  
REPORT OF ACTIVE STATE PROJECT ALLOCATIONS, CONTRACTS, & EXPENDITURES  
As of April 15, 2021

PROJECT NAME PSC - #PID	PROJECT TYPE	CIP YEAR(S) IAC DATE	ALLOCATION	CONTINGENCY	CONTRACTED/ % CONTRACTED		EXPENDITURES/ % EXPENDED		UNCONTRACTED ALLOCATION	UNEXPENDED CONTRACT	DATE OF LAST CONTRACT ACTION	# OF MONTHS SINCE DATE OF LAST EXPENDITURE	PROJECT STATUS	
Montgomery County														
Clarksburg Cluster (Clarksburg Village Site #2) EI - C-New 15.281.2019/2019EGRC -#9,908		2018 LP 2019 07/2018	\$7,095,607	\$0	\$7,095,607	100%	\$7,095,607	100%	\$-	\$-	12/2018	02/2019	26	<div><div></div><div></div><div></div><div></div></div>
Clarksburg Elementary - SR-HVAC 15.003.2021 -#10,203		2021 06/2020	\$562,000	\$0	\$0	0%	\$0	0%	\$562,000	\$-			0	<div><div></div></div>
Col. Zadok Magruder High - SR-Roof 15.045.2020/2020EGRC -#10,111		2020 07/2019	\$232,000	\$0	\$0	0%	\$0	0%	\$232,000	\$-			0	<div><div></div></div>
Colonel E. Brooke Lee Middle - C-Replacement 15.064. -#10,266		2021 LP 0	\$0	\$0	\$0	0%	\$0	0%	\$-	\$-			0	<div><div></div></div>
Damascus Elementary - SR-Roof 15.103.2021 -#10,211		2021 06/2020	\$353,000	\$0	\$0	0%	\$0	0%	\$353,000	\$-			0	<div><div></div></div>
Damascus High - SR-Roof 15.090.2019 -#10,021		2019 07/2018	\$272,000	\$0	\$272,000	100%	\$272,000	100%	\$-	\$-	02/2020	09/2020	7	<div><div></div><div></div><div></div></div> <div>◆IAC received Form 306.6 Closeout summary on 03/31/21, pending staff action.</div>
Diamond Elementary - C-Addition-Renovation 15.104.2019EGRC -#9,907		2018 LP 2019 07/2018	\$1,441,500	\$0	\$1,441,500	100%	\$1,441,500	100%	\$-	\$-	05/2017	02/2019	26	<div><div></div><div></div><div></div><div></div></div> <div>◆IAC received Form 306.6 Closeout summary on 03/25/21, pending staff action.</div>
Diamond Elementary - SR-HVAC 15.104.2020/2020EGRC -#10,105		2020 07/2019	\$474,000	\$0	\$0	0%	\$0	0%	\$474,000	\$-			0	<div><div></div></div>

**Project Status:**  
● LP Approved ● Project Allocated ● Project contracted ● Project Expended ● Project %Contracted and %Expended =100%, Months since last expenditure is greater than 12. Submission of Form 306.6 is due.

**Notes:** 1. Yellow highlighting indicates project has not been contracted within two years of the CIP allocation, per Education Article Section 5-303-(j)(3)(I).  
2. Green highlighting indicates project has been contracted within the last 6 months, however no expenditures have been processed by the IAC.



INTERAGENCY COMMISSION ON SCHOOL CONSTRUCTION (IAC)  
PUBLIC SCHOOL CONSTRUCTION PROGRAM  
REPORT OF ACTIVE STATE PROJECT ALLOCATIONS, CONTRACTS, & EXPENDITURES  
As of April 15, 2021

PROJECT NAME PSC - #PID	PROJECT TYPE	CIP YEAR(S) IAC DATE	ALLOCATION	CONTINGENCY	CONTRACTED/ % CONTRACTED		EXPENDITURES/ % EXPENDED		UNCONTRACTED ALLOCATION	UNEXPENDED CONTRACT	DATE OF LAST CONTRACT ACTION	# OF MONTHS SINCE DATE OF LAST EXPENDITURE	PROJECT STATUS
Montgomery County													
Dr. Martin Luther King, Jr. Middle - SR-Roof 15.198.2020/2020EGRC -#10,103		2020 07/2019	\$574,000	\$0	\$0	0%	\$0	0%	\$574,000	\$-		0	<div><div></div></div>
Fallsmead Elementary - SR-HVAC 15.040.2020/2020EGRC -#10,106		2020 07/2019	\$412,000	\$0	\$0	0%	\$0	0%	\$412,000	\$-		0	<div><div></div></div>
Flower Hill Elementary - SR-HVAC 15.147.2019EGRC -#10,014		2019 07/2018	\$526,000	\$0	\$526,000	100%	\$526,000	100%	\$-	\$-	06/2020	09/2020	7 <div><div></div><div></div><div></div></div>
◆IAC received Form 306.6 Closeout summary on 03/25/21, pending staff action.													
Flower Valley Elementary - SR-Roof 15.217.2020/2020EGRC -#10,108		2020 07/2019	\$344,000	\$0	\$344,000	100%	\$344,000	100%	\$-	\$-	03/2021	03/2021	1 <div><div></div><div></div><div></div></div>
◆IAC received Form 306.6 Closeout summary on 03/16/21, pending staff action.													
Fox Chapel Elementary - C-Addition-Renovation 15.100.2007/2009/2012/2013 -#7,541		2010 LP 2012, 2013 07/2011	\$2,045,987	\$0	\$2,045,987	100%	\$2,045,987	100%	\$-	\$-	09/2015	03/2013	97 <div><div></div><div></div><div></div><div></div></div>
◆IAC received Form 306.6 Closeout summary on 08/05/15, pending staff action.													
Highland Elementary - SR-Roof 15.122.2019EGRC -#10,019		2019 07/2018	\$328,000	\$0	\$328,000	100%	\$328,000	100%	\$-	\$-	02/2020	09/2020	7 <div><div></div><div></div><div></div></div>
Highland View Elementary - SR-HVAC 15.101.2019 -#10,011		2019 07/2018	\$584,000	\$0	\$584,000	100%	\$584,000	100%	\$-	\$-	06/2020	09/2020	7 <div><div></div><div></div><div></div></div>
◆IAC received Form 306.6 Closeout summary on 03/19/21, pending staff action.													

**Project Status:**  
● LP Approved ● Project Allocated ● Project contracted ● Project Expended ● Project %Contracted and %Expended =100%, Months since last expenditure is greater than 12. Submission of Form 306.6 is due.

**Notes:** 1. Yellow highlighting indicates project has not been contracted within two years of the CIP allocation, per Education Article Section 5-303-(j)(3)(I).  
2. Green highlighting indicates project has been contracted within the last 6 months, however no expenditures have been processed by the IAC.



INTERAGENCY COMMISSION ON SCHOOL CONSTRUCTION (IAC)  
PUBLIC SCHOOL CONSTRUCTION PROGRAM  
REPORT OF ACTIVE STATE PROJECT ALLOCATIONS, CONTRACTS, & EXPENDITURES  
As of April 15, 2021

PROJECT NAME PSC - #PID	PROJECT TYPE	CIP YEAR(S) IAC DATE	ALLOCATION	CONTINGENCY	CONTRACTED/ % CONTRACTED	EXPENDITURES/ % EXPENDED	UNCONTRACTED ALLOCATION	UNEXPENDED CONTRACT	DATE OF LAST CONTRACT ACTION	# OF MONTHS SINCE DATE OF LAST EXPENDITURE	PROJECT STATUS
Montgomery County											
John Poole Middle - SR-Roof 15.216.2021 -#10,208		2021 06/2020	\$479,000	\$0	\$0 0%	\$0 0%	\$479,000	\$-		0	<div></div>
Jones Lane Elementary - SR-HVAC 15.150.2018 -#9,830		2018 07/2017	\$470,112	\$0	\$470,112 100%	\$470,112 100%	\$-	\$-	10/2018	08/2019 20	<div></div> <div></div> <div></div> <div></div>
◆IAC received Form 306.6 Closeout summary on 11/12/20, pending staff action.											
Julius West Middle - SR-Roof 15.127.2019EGRC -#10,015		2019 07/2018	\$468,120	\$0	\$468,120 100%	\$468,120 100%	\$-	\$-	06/2019	01/2020 15	<div></div> <div></div> <div></div> <div></div>
Kemp Mill Elementary - SR-Roof 15.227.2020/2020EGRC -#10,109		2020 01/1900	\$274,890	\$0	\$274,890 100%	\$274,890 100%	\$-	\$-	09/2020	02/2021 2	<div></div> <div></div> <div></div>
Kensington-Parkwood Elementary - C-Addition 15.004.2019EGRC -#9,906		2018 LP 2019 07/2018	\$431,000	\$0	\$431,000 100%	\$431,000 100%	\$-	\$-	05/2017	02/2019 26	<div></div> <div></div> <div></div> <div></div>
◆IAC received Form 306.6 Closeout summary on 03/25/21, pending staff action.											
Kingsview Middle - SR-Roof 15.200.2021 -#10,201		2021 06/2020	\$867,000	\$0	\$0 0%	\$0 0%	\$867,000	\$-		0	<div></div>
Lake Seneca Elementary - SR-HVAC 15.043.2015 -#9,316		2015 07/2014	\$471,364	\$0	\$471,364 100%	\$471,364 100%	\$-	\$-	02/2017	11/2015 65	<div></div> <div></div> <div></div> <div></div>
◆IAC received Form 306.6 Closeout summary on 10/14/14, pending staff action.											
Lucy V. Barnsley Elementary - C-Renovation 15.225.2020EGRC/2020 -#10,022		2019 LP 2020 07/2019	\$208,000	\$0	\$208,000 100%	\$208,000 100%	\$-	\$-	08/2019	09/2019 19	<div></div> <div></div> <div></div> <div></div>

**Project Status:**  
● LP Approved ● Project Allocated ● Project contracted ● Project Expended ● Project %Contracted and %Expended =100%, Months since last expenditure is greater than 12. Submission of Form 306.6 is due.

**Notes:** 1. Yellow highlighting indicates project has not been contracted within two years of the CIP allocation, per Education Article Section 5-303-(j)(3)(I).  
2. Green highlighting indicates project has been contracted within the last 6 months, however no expenditures have been processed by the IAC.



INTERAGENCY COMMISSION ON SCHOOL CONSTRUCTION (IAC)  
PUBLIC SCHOOL CONSTRUCTION PROGRAM  
REPORT OF ACTIVE STATE PROJECT ALLOCATIONS, CONTRACTS, & EXPENDITURES  
As of April 15, 2021

PROJECT NAME PSC - #PID	PROJECT TYPE	CIP YEAR(S) IAC DATE	ALLOCATION	CONTINGENCY	CONTRACTED/ % CONTRACTED	EXPENDITURES/ % EXPENDED	UNCONTRACTED ALLOCATION	UNEXPENDED CONTRACT	DATE OF LAST CONTRACT ACTION	# OF MONTHS SINCE DATE OF LAST EXPENDITURE	PROJECT STATUS
Montgomery County											
Lucy V. Barnsley Elementary - SR-Roof 15.225.2021 -#10,212		2021 06/2020	\$307,000	\$0	\$0 0%	\$0 0%	\$307,000	\$-		0	●
Luxmanor Elementary - C-Replacement 15.220.2020 -#10,024		2019 LP 2020 07/2019	\$6,921,000	\$0	\$6,921,000 100%	\$6,921,000 100%	\$-	\$-	08/2019	09/2019 19	● ● ● ●
Maryvale Elementary/Carl Sandburg School - C-Replacement 15.194.2014/2019EGRC/2021/2021EGRC -#10,175		2020 LP 2021 06/2020	\$12,436,000	\$0	\$0 0%	\$0 0%	\$12,436,000	\$-		0	●
Meadow Hall Elementary - SR-HVAC 15.250.2021 -#10,206		2021 06/2020	\$499,000	\$0	\$0 0%	\$0 0%	\$499,000	\$-		0	●
Montgomery Knolls Elementary - SR-HVAC 15.088.2020EGRC/2020 -#10,104		2020 07/2019	\$562,000	\$0	\$0 0%	\$0 0%	\$562,000	\$-		0	●
Montgomery Knolls Elementary - C-Addition-Renovation 15.088.2021EGRC -#10,216		2021 LP 2021 06/2020	\$1,445,000	\$0	\$1,445,000 100%	\$1,445,000 100%	\$-	\$-	06/2020	11/2020 5	● ● ●
North Bethesda Middle - C-Addition-Renovation 15.245.2019EGRC -#9,905		2018 LP 2019 07/2018	\$4,145,000	\$0	\$4,145,000 100%	\$4,145,000 100%	\$-	\$-	08/2016	10/2018 30	● ● ● ●
◆IAC received Form 306.6 Closeout summary on 03/19/21, pending staff action.											
Oakland Terrace Elementary - SR-HVAC 15.140.2019 -#10,010		2019 07/2018	\$599,000	\$0	\$0 0%	\$0 0%	\$599,000	\$-		0	●

**Project Status:**  
● LP Approved ● Project Allocated ● Project contracted ● Project Expended ● Project %Contracted and %Expended =100%, Months since last expenditure is greater than 12. Submission of Form 306.6 is due.

**Notes:** 1. Yellow highlighting indicates project has not been contracted within two years of the CIP allocation, per Education Article Section 5-303-(j)(3)(I).  
2. Green highlighting indicates project has been contracted within the last 6 months, however no expenditures have been processed by the IAC.



INTERAGENCY COMMISSION ON SCHOOL CONSTRUCTION (IAC)  
PUBLIC SCHOOL CONSTRUCTION PROGRAM  
REPORT OF ACTIVE STATE PROJECT ALLOCATIONS, CONTRACTS, & EXPENDITURES  
As of April 15, 2021

Page 42 of 106

PROJECT NAME PSC - #PID	PROJECT TYPE	CIP YEAR(S) IAC DATE	ALLOCATION	CONTINGENCY	CONTRACTED/ % CONTRACTED	EXPENDITURES/ % EXPENDED	UNCONTRACTED ALLOCATION	UNEXPENDED CONTRACT	DATE OF LAST CONTRACT ACTION	# OF MONTHS SINCE DATE OF LAST EXPENDITURE	PROJECT STATUS
Montgomery County											
Pine Crest Elementary - C-Addition 15.036.2021EGRC -#10,215		2021 LP 2021 06/2020	\$1,891,000	\$0	\$1,891,000 100%	\$1,891,000 100%	\$-	\$-	06/2020	11/2020	5 <span></span> <span></span> <span></span>
Potomac Elementary - C-Replacement 15.110.2020EGRC/2020 -#10,023		2019 LP 2020 07/2019	\$5,149,000	\$0	\$5,149,000 100%	\$5,149,000 100%	\$-	\$-	06/2019	08/2019	20 <span></span> <span></span> <span></span> <span></span>
Quince Orchard High - SR-HVAC 15.158.2021 -#10,202		2021 06/2020	\$624,000	\$0	\$0 0%	\$0 0%	\$624,000	\$-			0 <span></span>
Richard Montgomery #5 Elementary - C-New 15.279.2019 -#9,841		2018 LP 2019 07/2018	\$6,852,500	\$0	\$6,852,500 100%	\$6,852,500 100%	\$-	\$-	08/2018	10/2018	30 <span></span> <span></span> <span></span> <span></span>
Richard Montgomery High - C-Replacement 15.005.2004/2006/2007 -#6,552		2006 LP 2006, 2007	\$28,205,553	\$83,447	\$28,205,553 100%	\$28,289,000 100%	\$83,447	\$-83,447	05/2016	04/2008	156 <span></span> <span></span> <span></span>
*Refund in the amount of -\$83,447 is due to the IAC. ♦IAC received Form 306.6 Closeout summary on 08/05/15, pending staff action.											
Ronald McNair Elementary - SR-HVAC 15.162.2021 -#10,207		2021 06/2020	\$487,000	\$0	\$0 0%	\$0 0%	\$487,000	\$-			0 <span></span>
Rosemont Elementary - SR-Roof 15.203.2020/2020EGRC -#10,110		2020 07/2019	\$199,200	\$0	\$199,200 100%	\$199,200 100%	\$-	\$-	02/2021	03/2021	1 <span></span> <span></span> <span></span>
S. Christa McAuliffe Elementary - C-Addition 15.151.2021 -#10,025		2019 LP 2021 06/2020	\$1,541,000	\$0	\$1,541,000 100%	\$0 0%	\$-	\$1,541,000	03/2021		0 <span></span> <span></span>

Project Status:

LP Approved  Project Allocated  Project contracted  Project Expended  Project %Contracted and %Expended =100%, Months since last expenditure is greater than 12. Submission of Form 306.6 is due.

- Notes:
1. Yellow highlighting indicates project has not been contracted within two years of the CIP allocation, per Education Article Section 5-303-(j)(3)(I).
  2. Green highlighting indicates project has been contracted within the last 6 months, however no expenditures have been processed by the IAC.

IAC MEETING 04/29/2019



INTERAGENCY COMMISSION ON SCHOOL CONSTRUCTION (IAC)  
PUBLIC SCHOOL CONSTRUCTION PROGRAM  
REPORT OF ACTIVE STATE PROJECT ALLOCATIONS, CONTRACTS, & EXPENDITURES  
As of April 15, 2021

PROJECT NAME PSC - #PID	PROJECT TYPE	CIP YEAR(S) IAC DATE	ALLOCATION	CONTINGENCY	CONTRACTED/ % CONTRACTED	EXPENDITURES/ % EXPENDED	UNCONTRACTED ALLOCATION	UNEXPENDED CONTRACT	DATE OF LAST CONTRACT ACTION	# OF MONTHS SINCE DATE OF LAST EXPENDITURE	PROJECT STATUS
Montgomery County											
Seneca Valley High - C-Replacement 15.019.2009/2014/2020/2020EGRC -#10,026		2019 LP 2020 07/2019	\$34,586,000	\$0	\$34,586,000 100%	\$34,586,000 100%	\$-	\$-	08/2019	09/2019 19	<div><div></div><div></div><div></div><div></div></div>
Sequoyah Elementary - SR-HVAC 15.160.2019 -#10,012		2019 07/2018	\$562,000	\$0	\$562,000 100%	\$562,000 100%	\$-	\$-	06/2020	09/2020 7	<div><div></div><div></div><div></div></div>
Sherwood Elementary - SR-Roof 15.107.2020EGRC/2020 -#10,107		2020 07/2019	\$348,000	\$0	\$348,000 100%	\$348,000 100%	\$-	\$-	09/2020	02/2021 2	<div><div></div><div></div><div></div></div>
Silver Creek (Bethesda/Chevy Chase) Middle - C-New 15.278.2018EGRC/2018 -#9,616		2017 LP 2018 07/2017	\$11,843,000	\$0	\$11,843,000 100%	\$11,843,000 100%	\$-	\$-	08/2017	09/2017 43	<div><div></div><div></div><div></div><div></div></div> <div>◆IAC received Form 306.6 Closeout summary on 11/13/20, pending staff action.</div>
Stone Mill Elementary - SR-HVAC 15.157.2018 -#9,831		2018 07/2017	\$519,000	\$0	\$519,000 100%	\$519,000 100%	\$-	\$-	05/2019	08/2019 20	<div><div></div><div></div><div></div><div></div></div> <div>◆IAC received Form 306.6 Closeout summary on 11/12/20, pending staff action.</div>
Takoma Park Middle - C-Addition-Renovation 15.001.2021EGRC/2021EGRC NM -#10,214		2021 LP 2021 06/2020	\$4,957,000	\$0	\$4,957,000 100%	\$4,957,000 100%	\$-	\$-	06/2020	11/2020 5	<div><div></div><div></div><div></div></div>
Thomas Edison School for Technology High - C-Replacement 15.142.2019EGRC/2020/2020EGRC -#9,709		2017 LP 2019, 2020 07/2018	\$12,918,000	\$0	\$12,918,000 100%	\$12,918,000 100%	\$-	\$-	08/2019	10/2018 30	<div><div></div><div></div><div></div><div></div></div>
Thomas W. Pyle Middle - C-Addition-Renovation 15.175.2021EGRC NM -#10,252		2021 LP 2021 06/2020	\$4,786,581	\$0	\$4,786,581 100%	\$4,786,581 100%	\$-	\$-	06/2020	11/2020 5	<div><div></div><div></div><div></div></div>

**Project Status:**  
● LP Approved ● Project Allocated ● Project contracted ● Project Expended ● Project %Contracted and %Expended =100%, Months since last expenditure is greater than 12. Submission of Form 306.6 is due.

**Notes:** 1. Yellow highlighting indicates project has not been contracted within two years of the CIP allocation, per Education Article Section 5-303-(j)(3)(I).  
2. Green highlighting indicates project has been contracted within the last 6 months, however no expenditures have been processed by the IAC.



INTERAGENCY COMMISSION ON SCHOOL CONSTRUCTION (IAC)  
PUBLIC SCHOOL CONSTRUCTION PROGRAM  
REPORT OF ACTIVE STATE PROJECT ALLOCATIONS, CONTRACTS, & EXPENDITURES  
As of April 15, 2021

PROJECT NAME PSC - #PID	PROJECT TYPE	CIP YEAR(S) IAC DATE	ALLOCATION	CONTINGENCY	CONTRACTED/ % CONTRACTED	EXPENDITURES/ % EXPENDED	UNCONTRACTED ALLOCATION	UNEXPENDED CONTRACT	DATE OF LAST CONTRACT ACTION	# OF MONTHS SINCE DATE OF LAST EXPENDITURE	PROJECT STATUS
Montgomery County											
Tilden Middle/Rock Terrace School - C-Replacement 15.210.2008/2011/2014/2020EGRC/2021/2021EGRC -#10,174		2020 LP 2020 07/2019	\$17,468,000	\$0	\$17,468,000 100%	\$17,468,000 100%	\$-	\$-	08/2020	11/2020	5 <div><div></div><div></div><div></div></div>
Walt Whitman High - SR-HVAC 15.134.2019 -#10,007		2019 07/2018	\$649,000	\$0	\$649,000 100%	\$649,000 100%	\$-	\$-	06/2020	04/2021	0 <div><div></div><div></div><div></div></div>
Walt Whitman High - C-Addition-Renovation 15.134.2021/2021EGRC/2021EGRC NM -#10,219		2021 LP 2021 06/2020	\$6,133,000	\$0	\$0 0%	\$0 0%	\$6,133,000	\$-			0 <div><div></div></div>
Watkins Mill High - C-Addition-Renovation 15.166. -#10,217		2021 LP 2021	\$0	\$0	\$0 0%	\$0 0%	\$-	\$-			0 <div><div></div></div>
Wayside Elementary - C-Replacement 15.033.2018EGRC/2018/2019 -#9,507		2016 LP 2018, 2019 07/2017	\$4,036,000	\$0	\$4,036,000 100%	\$4,036,000 100%	\$-	\$-	08/2018	10/2018	30 <div><div></div><div></div><div></div><div></div></div>
Westland Middle - SR-Roof 15.215.2021 -#10,204		2021 06/2020	\$558,000	\$0	\$0 0%	\$0 0%	\$558,000	\$-			0 <div><div></div></div>
Wheaton High - C-Replacement 15.141.2017/2018/2018EGRC/2019 -#9,135		2014 LP 2018, 2019 07/2017	\$24,162,458	\$0	\$24,162,458 100%	\$24,162,458 100%	\$-	\$-	08/2018	10/2018	30 <div><div></div><div></div><div></div><div></div></div>
William H. Farquhar Middle - C-Replacement 15.277.2018 -#9,323		2015 LP 2018 07/2017	\$9,211,000	\$0	\$9,211,000 100%	\$9,211,000 100%	\$-	\$-	08/2017	09/2017	43 <div><div></div><div></div><div></div><div></div></div>
63 Active Projects	Montgomery County Total		\$232,747,372	\$83,447	\$205,169,372	\$203,711,819	\$27,661,447	\$1,457,553		20 Projects ready to Close	

**Project Status:**  

LP Approved  Project Allocated  Project contracted  Project Expended  Project %Contracted and %Expended =100%, Months since last expenditure is greater than 12. Submission of Form 306.6 is due.



INTERAGENCY COMMISSION ON SCHOOL CONSTRUCTION (IAC)  
PUBLIC SCHOOL CONSTRUCTION PROGRAM  
REPORT OF ACTIVE STATE PROJECT ALLOCATIONS, CONTRACTS, & EXPENDITURES  
As of April 15, 2021

PROJECT NAME PSC - #PID	PROJECT TYPE	CIP YEAR(S) IAC DATE	ALLOCATION	CONTINGENCY	CONTRACTED/ % CONTRACTED	EXPENDITURES/ % EXPENDED	UNCONTRACTED ALLOCATION	UNEXPENDED CONTRACT	DATE OF LAST CONTRACT ACTION	# OF MONTHS SINCE DATE OF LAST EXPENDITURE	PROJECT STATUS
Prince George's County											
Allenwood Elementary - C-Renovation - Open Space Conversion 16.205.2005/2012 -#7,838		2012 07/2011	\$1,260,284	\$0	\$1,260,284 100%	\$1,260,284 100%	\$-	\$-	06/2013	12/2014	76 <div><div></div><div></div><div></div><div></div></div>
Allenwood Elementary - SR-Air Conditioning 16.205.2014ACI -#9,179		2014 09/2013	\$535,000	\$0	\$535,000 100%	\$535,000 100%	\$-	\$-	05/2015	01/2019	27 <div><div></div><div></div><div></div><div></div></div>
Allenwood Elementary - SR-Windows-Doors 16.205.2017 -#9,622		2017 07/2016	\$290,948	\$0	\$290,948 100%	\$290,948 100%	\$-	\$-	07/2017	01/2019	27 <div><div></div><div></div><div></div><div></div></div>
Andrew Jackson Academy - SR-HVAC 16.197.2015/2016EGRC/2018EGRC/2018 -#9,857		2018 07/2017	\$9,831,000	\$0	\$9,831,000 100%	\$1,699,902 17%	\$-	\$8,131,098	08/2020	03/2021	1 <div><div></div><div></div><div></div></div>
Andrew Jackson Middle - SR-Windows 16.197.2018 -#9,928		2018 09/2017	\$289,163	\$0	\$289,163 100%	\$0 0%	\$-	\$289,163	08/2020		0 <div><div></div><div></div></div>
Annapolis Road Academy - SR-Unit Ventilators (UV) 16.163.2013EEI/2014 -#9,141		2014 07/2013	\$465,000	\$0	\$465,000 100%	\$465,000 100%	\$-	\$-	02/2014	10/2015	66 <div><div></div><div></div><div></div><div></div></div>
◆IAC received Form 306.6 Closeout summary on 12/28/15, pending staff action.											
Annapolis Road Academy - SR-Piping 16.163.2016 -#9,418		2016 07/2015	\$450,000	\$0	\$450,000 100%	\$450,000 100%	\$-	\$-	06/2017	10/2018	30 <div><div></div><div></div><div></div><div></div></div>
Annapolis Road Academy - SR-HVAC 16.163.2016 -#9,519		2016 07/2015	\$65,196	\$0	\$65,196 100%	\$65,196 100%	\$-	\$-	06/2017	07/2018	33 <div><div></div><div></div><div></div><div></div></div>

**Project Status:**  
● LP Approved ● Project Allocated ● Project contracted ● Project Expended ● Project %Contracted and %Expended =100%, Months since last expenditure is greater than 12. Submission of Form 306.6 is due.

**Notes:** 1. Yellow highlighting indicates project has not been contracted within two years of the CIP allocation, per Education Article Section 5-303-(j)(3)(I).  
2. Green highlighting indicates project has been contracted within the last 6 months, however no expenditures have been processed by the IAC.



INTERAGENCY COMMISSION ON SCHOOL CONSTRUCTION (IAC)  
PUBLIC SCHOOL CONSTRUCTION PROGRAM  
REPORT OF ACTIVE STATE PROJECT ALLOCATIONS, CONTRACTS, & EXPENDITURES  
As of April 15, 2021

PROJECT NAME PSC - #PID	PROJECT TYPE	CIP YEAR(S) IAC DATE	ALLOCATION	CONTINGENCY	CONTRACTED/ % CONTRACTED	EXPENDITURES/ % EXPENDED	UNCONTRACTED ALLOCATION	UNEXPENDED CONTRACT	DATE OF LAST CONTRACT ACTION	# OF MONTHS SINCE DATE OF LAST EXPENDITURE	PROJECT STATUS
Prince George's County											
Annapolis Road Academy - SR-Elevator 16.163.2017 -#9,650		2017 07/2016	\$183,353	\$0	\$183,353 100%	\$183,353 100%	\$-	\$-	05/2017	04/2019 24	<div><div></div><div></div><div></div><div></div></div>
Arrowhead Elementary - SR-HVAC 16.074.2018 -#9,854		2018 07/2017	\$1,068,000	\$0	\$1,068,000 100%	\$98,947 9%	\$-	\$969,053	07/2019	02/2021 2	<div><div></div><div></div><div></div><div></div></div>
Avalon Elementary - C-Renovation 16.019.2010/2011/2012 -#7,565		2010 LP 2010, 2011, 2012 07/2010	\$6,658,000	\$0	\$6,658,000 100%	\$6,658,000 100%	\$-	\$-	12/2011	06/2013 94	<div><div></div><div></div><div></div><div></div></div>
Baden Elementary - SR-Unit Ventilators (UV) 16.228.2017 -#9,651		2017 07/2016	\$969,000	\$0	\$969,000 100%	\$969,000 100%	\$-	\$-	03/2018	03/2021 1	<div><div></div><div></div><div></div><div></div></div>
Baden Elementary - SR-Doors 16.228.2017 -#9,712		2017 07/2016	\$129,000	\$0	\$129,000 100%	\$129,000 100%	\$-	\$-	07/2017	06/2019 22	<div><div></div><div></div><div></div><div></div></div>
Beacon Heights Elementary - SR-Boiler 16.189.2013 -#7,981		2013 07/2012	\$306,000	\$0	\$306,000 100%	\$306,000 100%	\$-	\$-	05/2014	10/2015 66	<div><div></div><div></div><div></div><div></div></div>
Beacon Heights Elementary - SR-HVAC/Ceiling/Lighting 16.189.2016EGRC/2017 -#9,644		2017 07/2016	\$1,791,694	\$0	\$1,791,694 100%	\$1,791,694 100%	\$-	\$-	01/2019	03/2020 13	<div><div></div><div></div><div></div><div></div></div>
Beltsville Academy - SR-Various Systemic 16.115.2017 -#9,661		2017 07/2016	\$1,421,000	\$0	\$1,421,000 100%	\$1,421,000 100%	\$-	\$-	01/2019	06/2019 22	<div><div></div><div></div><div></div><div></div></div>

**Project Status:**  
● LP Approved ● Project Allocated ● Project contracted ● Project Expended ● Project %Contracted and %Expended =100%, Months since last expenditure is greater than 12. Submission of Form 306.6 is due.

**Notes:** 1. Yellow highlighting indicates project has not been contracted within two years of the CIP allocation, per Education Article Section 5-303-(j)(3)(I).  
2. Green highlighting indicates project has been contracted within the last 6 months, however no expenditures have been processed by the IAC.



INTERAGENCY COMMISSION ON SCHOOL CONSTRUCTION (IAC)  
PUBLIC SCHOOL CONSTRUCTION PROGRAM  
REPORT OF ACTIVE STATE PROJECT ALLOCATIONS, CONTRACTS, & EXPENDITURES  
As of April 15, 2021

Page 47 of 106

PROJECT NAME PSC - #PID	PROJECT TYPE	CIP YEAR(S) IAC DATE	ALLOCATION	CONTINGENCY	CONTRACTED/ % CONTRACTED	EXPENDITURES/ % EXPENDED	UNCONTRACTED ALLOCATION	UNEXPENDED CONTRACT	DATE OF LAST CONTRACT ACTION	# OF MONTHS SINCE DATE OF LAST EXPENDITURE	PROJECT STATUS
Prince George's County											
Beltsville Academy - SR-Elevator 16.115.2016EGRC -#9,727		2017 07/2016	\$52,201	\$0	\$52,201 100%	\$52,201 100%	\$-	\$-	05/2017	07/2019	21 <span>●</span> <span>●</span> <span>●</span> <span>●</span>
Beltsville Academy - SR-Roof 16.115.2018 -#9,858		2018 07/2017	\$1,364,000	\$0	\$1,364,000 100%	\$1,364,000 100%	\$-	\$-	06/2019	11/2019	17 <span>●</span> <span>●</span> <span>●</span> <span>●</span>
Benjamin Tasker Middle - SR-Roof 16.185.2015 -#9,243		2015 07/2014	\$1,238,000	\$0	\$1,238,000 100%	\$1,238,000 100%	\$-	\$-	06/2016	11/2017	41 <span>●</span> <span>●</span> <span>●</span> <span>●</span>
Benjamin Tasker Middle - SR-Piping 16.185.2017 -#9,655		2017 07/2016	\$517,398	\$0	\$517,398 100%	\$517,398 100%	\$-	\$-	08/2018	02/2021	2 <span>●</span> <span>●</span> <span>●</span>
Bond Mill Elementary - SR-Windows 16.233.2016 -#9,514		2016 07/2015	\$264,268	\$0	\$264,268 100%	\$264,268 100%	\$-	\$-	05/2017	01/2019	27 <span>●</span> <span>●</span> <span>●</span> <span>●</span>
Bowie Annex High - SR-Boiler 16.262.2014 -#8,990		2014 07/2013	\$355,672	\$0	\$355,672 100%	\$355,672 100%	\$-	\$-	05/2015	11/2017	41 <span>●</span> <span>●</span> <span>●</span> <span>●</span>
◆IAC received Form 306.6 Closeout summary on 11/06/20, pending staff action.											
Bowie High - SR-Fire Safety 16.089.2013 -#8,416		2013 07/2012	\$139,000	\$0	\$139,000 100%	\$139,000 100%	\$-	\$-	05/2014	10/2015	66 <span>●</span> <span>●</span> <span>●</span> <span>●</span>
◆IAC received Form 306.6 Closeout summary on 03/08/21, pending staff action.											
Bowie High - SR-Air Conditioning 16.089.2013EEI/2014 -#8,988		2014 01/2013	\$3,687,000	\$0	\$0 0%	\$219,808 0%	\$3,687,000	\$-219,808	02/2017	10/2016	54 <span>●</span> <span>●</span>

Project Status:

● LP Approved ● Project Allocated ● Project contracted ● Project Expended ● Project %Contracted and %Expended =100%, Months since last expenditure is greater than 12. Submission of Form 306.6 is due.

- Notes:
1. Yellow highlighting indicates project has not been contracted within two years of the CIP allocation, per Education Article Section 5-303-(j)(3)(I).
  2. Green highlighting indicates project has been contracted within the last 6 months, however no expenditures have been processed by the IAC.

IAC MEETING 04/29/2019



INTERAGENCY COMMISSION ON SCHOOL CONSTRUCTION (IAC)  
PUBLIC SCHOOL CONSTRUCTION PROGRAM  
REPORT OF ACTIVE STATE PROJECT ALLOCATIONS, CONTRACTS, & EXPENDITURES  
As of April 15, 2021

PROJECT NAME PSC - #PID	PROJECT TYPE	CIP YEAR(S) IAC DATE	ALLOCATION	CONTINGENCY	CONTRACTED/ % CONTRACTED	EXPENDITURES/ % EXPENDED	UNCONTRACTED ALLOCATION	UNEXPENDED CONTRACT	DATE OF LAST CONTRACT ACTION	# OF MONTHS SINCE DATE OF LAST EXPENDITURE	PROJECT STATUS
Prince George's County											
Bowie High - C-Addition 16.089.2015 -#9,249		2015 07/2014	\$158,000	\$0	\$158,000 100%	\$158,000 100%	\$-	\$-	06/2016	10/2019	18 ● ● ● ●
Bowie High - SR-Piping 16.089.2015/2017 -#9,632		2017 07/2016	\$1,292,000	\$0	\$1,292,000 100%	\$1,292,000 100%	\$-	\$-	04/2018	02/2021	2 ● ● ●
Bowie-Belair Annex High - C-Limited Renovation 16.262.2017EGRC/2019 -#9,617		2017 LP 2017, 2019 09/2016	\$11,675,000	\$0	\$9,720,270 83%	\$6,174,001 64%	\$1,954,730	\$3,546,269	05/2019	03/2021	1 ● ● ●
Bradbury Heights Elementary - SR-Roof 16.025.2017 -#9,619		2017 07/2016	\$830,000	\$0	\$830,000 100%	\$830,000 100%	\$-	\$-	12/2017	10/2018	30 ● ● ● ●
Buck Lodge Middle - SR-HVAC 16.094.2016 -#9,425		2016 07/2015	\$1,105,000	\$0	\$1,105,000 100%	\$1,105,000 100%	\$-	\$-	07/2017	10/2018	30 ● ● ● ●
C. Elizabeth Rieg Special Education - SR-Roof 16.041.2014 -#9,145		2014 07/2013	\$435,534	\$0	\$435,534 100%	\$435,534 100%	\$-	\$-	05/2015	12/2016	52 ● ● ● ●
C. Elizabeth Rieg Special Education - C-Limited Renovation 16.041.2017EGRC -#9,508		2016 LP 2017 09/2016	\$3,649,876	\$0	\$3,649,876 100%	\$3,649,876 100%	\$-	\$-	06/2020	03/2021	1 ● ● ●
Catherine T. Reed Elementary - SR-HVAC 16.144.2013 -#8,422		2013 07/2012	\$611,000	\$0	\$611,000 100%	\$611,000 100%	\$-	\$-	05/2014	10/2015	66 ● ● ● ●

**Project Status:**  
● LP Approved ● Project Allocated ● Project contracted ● Project Expended ● Project %Contracted and %Expended =100%, Months since last expenditure is greater than 12. Submission of Form 306.6 is due.

**Notes:** 1. Yellow highlighting indicates project has not been contracted within two years of the CIP allocation, per Education Article Section 5-303-(j)(3)(I).  
2. Green highlighting indicates project has been contracted within the last 6 months, however no expenditures have been processed by the IAC.



INTERAGENCY COMMISSION ON SCHOOL CONSTRUCTION (IAC)  
PUBLIC SCHOOL CONSTRUCTION PROGRAM  
REPORT OF ACTIVE STATE PROJECT ALLOCATIONS, CONTRACTS, & EXPENDITURES  
As of April 15, 2021

PROJECT NAME PSC - #PID	PROJECT TYPE	CIP YEAR(S) IAC DATE	ALLOCATION	CONTINGENCY	CONTRACTED/ % CONTRACTED	EXPENDITURES/ % EXPENDED	UNCONTRACTED ALLOCATION	UNEXPENDED CONTRACT	DATE OF LAST CONTRACT ACTION	# OF MONTHS SINCE DATE OF LAST EXPENDITURE	PROJECT STATUS
Prince George's County											
Catherine T. Reed Elementary - SR-Roof Top Unit (RTU) 16.144.2016 -#9,435		2016 07/2015	\$57,616	\$0	\$57,616 100%	\$57,616 100%	\$-	\$-	07/2016	03/2020	13 <div><div></div><div></div><div></div><div></div></div>
Central High - C-Renovation 16.010.2014 -#9,148		2014 07/2013	\$240,076	\$0	\$240,076 100%	\$240,076 100%	\$-	\$-	05/2015	01/2019	27 <div><div></div><div></div><div></div><div></div></div>
Central High - C-Renovation 16.010.2016 -#9,432		2016 07/2015	\$556,000	\$0	\$556,000 100%	\$556,000 100%	\$-	\$-	06/2017	02/2019	26 <div><div></div><div></div><div></div><div></div></div>
Central High - SR-Elevator 16.010.2017 -#9,630		2017 07/2016	\$113,008	\$0	\$113,008 100%	\$113,008 100%	\$-	\$-	03/2018	11/2019	17 <div><div></div><div></div><div></div><div></div></div>
Central High - SR-HVAC 16.010.2011/2016/2018 -#9,856		2018 07/2017	\$11,267,000	\$0	\$11,267,000 100%	\$11,267,000 100%	\$-	\$-	03/2020	02/2021	2 <div><div></div><div></div><div></div></div>
Charles Carroll Middle - SR-Roof 16.110.2012 -#7,844		2012 07/2011	\$991,177	\$0	\$991,177 100%	\$991,177 100%	\$-	\$-	08/2012	11/2013	89 <div><div></div><div></div><div></div><div></div></div>
Charles Carroll Middle - SR-Ceilings 16.110.2016 -#9,517		2016 07/2015	\$283,122	\$0	\$283,122 100%	\$283,122 100%	\$-	\$-	05/2017	01/2018	39 <div><div></div><div></div><div></div><div></div></div>
Charles H. Flowers High - SR-HVAC 16.174.2014/2015/2016/2020EGRC/2021/2021EGRC NM -#10,218		2021 06/2020	\$4,818,563	\$0	\$0 0%	\$0 0%	\$4,818,563	\$-			0 <div><div></div></div>

**Project Status:**  

LP Approved  Project Allocated  Project contracted  Project Expended  Project %Contracted and %Expended =100%, Months since last expenditure is greater than 12. Submission of Form 306.6 is due.

**Notes:** 1. Yellow highlighting indicates project has not been contracted within two years of the CIP allocation, per Education Article Section 5-303-(j)(3)(I).  
2. Green highlighting indicates project has been contracted within the last 6 months, however no expenditures have been processed by the IAC.



INTERAGENCY COMMISSION ON SCHOOL CONSTRUCTION (IAC)  
PUBLIC SCHOOL CONSTRUCTION PROGRAM  
REPORT OF ACTIVE STATE PROJECT ALLOCATIONS, CONTRACTS, & EXPENDITURES  
As of April 15, 2021

PROJECT NAME PSC - #PID	PROJECT TYPE	CIP YEAR(S) IAC DATE	ALLOCATION	CONTINGENCY	CONTRACTED/ % CONTRACTED	EXPENDITURES/ % EXPENDED	UNCONTRACTED ALLOCATION	UNEXPENDED CONTRACT	DATE OF LAST CONTRACT ACTION	# OF MONTHS SINCE DATE OF LAST EXPENDITURE	PROJECT STATUS
Prince George's County											
Chillum Elementary - SR-Roof Top Unit (RTU)/Air Handling Unit (AHU) 16.090.2016EGRC -#9,722		2017 07/2016	\$609,682	\$0	\$609,682 100%	\$609,682 100%	\$-	\$-	03/2018	02/2021	2 <span>●</span> <span>●</span> <span>●</span>
Chillum Elementary - SR-Elevator 16.090.2016 -#9,919		2018 07/2017	\$162,269	\$0	\$162,269 100%	\$11,630 7%	\$-	\$150,639	07/2019	02/2021	2 <span>●</span> <span>●</span> <span>●</span>
Chillum Elementary - C-Renovation - Open Space Conversion 16.090.2018 -#10,177		2020 07/2019	\$1,498,000	\$0	\$0 0%	\$0 0%	\$1,498,000	\$-			0 <span>●</span>
Columbia Park Elementary - SR-Unit Ventilators (UV) 16.147.2013 -#8,431		2013 07/2012	\$404,252	\$0	\$404,252 100%	\$404,252 100%	\$-	\$-	05/2014	12/2016	52 <span>●</span> <span>●</span> <span>●</span> <span>●</span>
Columbia Park Elementary - SR-Piping 16.147.2014 -#8,992		2014 07/2013	\$419,979	\$0	\$419,979 100%	\$419,979 100%	\$-	\$-	05/2015	03/2021	1 <span>●</span> <span>●</span> <span>●</span>
Columbia Park Elementary - SR-Unit Ventilators (UV) 16.147.2017 -#9,646		2017 07/2016	\$131,748	\$0	\$131,748 100%	\$131,748 100%	\$-	\$-	05/2018		0 <span>●</span> <span>●</span> <span>●</span>
Cool Spring Elementary - SR-Roof 16.134.2016 -#9,439		2016 07/2015	\$536,000	\$0	\$536,000 100%	\$536,000 100%	\$-	\$-	06/2016	10/2018	30 <span>●</span> <span>●</span> <span>●</span> <span>●</span>
Cool Spring Elementary - SR-Elevator 16.134.2016EGRC -#9,716		2017 07/2016	\$129,000	\$0	\$129,000 100%	\$129,000 100%	\$-	\$-	03/2018	04/2020	12 <span>●</span> <span>●</span> <span>●</span>

**Project Status:**  
● LP Approved ● Project Allocated ● Project contracted ● Project Expended ● Project %Contracted and %Expended =100%, Months since last expenditure is greater than 12. Submission of Form 306.6 is due.

**Notes:** 1. Yellow highlighting indicates project has not been contracted within two years of the CIP allocation, per Education Article Section 5-303-(j)(3)(I).  
2. Green highlighting indicates project has been contracted within the last 6 months, however no expenditures have been processed by the IAC.



INTERAGENCY COMMISSION ON SCHOOL CONSTRUCTION (IAC)  
PUBLIC SCHOOL CONSTRUCTION PROGRAM  
REPORT OF ACTIVE STATE PROJECT ALLOCATIONS, CONTRACTS, & EXPENDITURES  
As of April 15, 2021

Page 51 of 106

PROJECT NAME PSC - #PID	PROJECT TYPE	CIP YEAR(S) IAC DATE	ALLOCATION	CONTINGENCY	CONTRACTED/ % CONTRACTED	EXPENDITURES/ % EXPENDED	UNCONTRACTED ALLOCATION	UNEXPENDED CONTRACT	DATE OF LAST CONTRACT ACTION	# OF MONTHS SINCE DATE OF LAST EXPENDITURE	PROJECT STATUS
Prince George's County											
Crossland High - SR-Mechanical 16.033.2013 -#7,970		2013 07/2012	\$1,223,000	\$0	\$1,223,000 100%	\$1,223,000 100%	\$-	\$-	05/2014	10/2015	66 ● ● ● ●
Drew Freeman Middle - SR-Chiller 16.159.2013EEI/2014 -#8,987		2014 01/2013	\$220,000	\$0	\$220,000 100%	\$220,000 100%	\$-	\$-	02/2014	07/2015	69 ● ● ● ●
Drew Freeman Middle - SR-HVAC 16.159.2013/2016 -#9,426		2016 07/2015	\$883,685	\$0	\$883,685 100%	\$883,685 100%	\$-	\$-	06/2017	11/2018	29 ● ● ● ●
Drew Freeman Middle - SR-Lighting 16.159.2016 -#9,516		2016 07/2015	\$3,021,000	\$0	\$3,021,000 100%	\$3,021,000 100%	\$-	\$-	07/2017	11/2018	29 ● ● ● ●
Duval High - C-Renovation 16.194.2014 -#9,150		2014 07/2013	\$366,000	\$0	\$366,000 100%	\$366,000 100%	\$-	\$-	08/2015	10/2015	66 ● ● ● ●
◆ IAC received Form 306.6 Closeout summary on 12/20/16, pending staff action.											
Duval High - SR-Air Conditioning 16.194.2014ACI -#9,180		2014 09/2013	\$129,000	\$0	\$129,000 100%	\$129,000 100%	\$-	\$-	05/2015	01/2019	27 ● ● ● ●
Duval High - C-Addition 16.194.2013/2015 -#9,328		2015 07/2014	\$953,250	\$0	\$953,250 100%	\$791,275 83%	\$-	\$161,975	01/2019	10/2019	18 ● ● ●
Duval High - SR-Windows 16.194.2017 -#9,627		2017 07/2016	\$1,292,000	\$0	\$1,292,000 100%	\$1,292,000 100%	\$-	\$-	08/2018	10/2019	18 ● ● ● ●

Project Status:

● LP Approved ● Project Allocated ● Project contracted ● Project Expended ● Project %Contracted and %Expended =100%, Months since last expenditure is greater than 12. Submission of Form 306.6 is due.

- Notes:
1. Yellow highlighting indicates project has not been contracted within two years of the CIP allocation, per Education Article Section 5-303-(j)(3)(I).
  2. Green highlighting indicates project has been contracted within the last 6 months, however no expenditures have been processed by the IAC.

IAC MEETING 04/29/2019



INTERAGENCY COMMISSION ON SCHOOL CONSTRUCTION (IAC)  
PUBLIC SCHOOL CONSTRUCTION PROGRAM  
REPORT OF ACTIVE STATE PROJECT ALLOCATIONS, CONTRACTS, & EXPENDITURES  
As of April 15, 2021

PROJECT NAME PSC - #PID	PROJECT TYPE	CIP YEAR(S) IAC DATE	ALLOCATION	CONTINGENCY	CONTRACTED/ % CONTRACTED	EXPENDITURES/ % EXPENDED	UNCONTRACTED ALLOCATION	UNEXPENDED CONTRACT	DATE OF LAST CONTRACT ACTION	# OF MONTHS SINCE DATE OF LAST EXPENDITURE	PROJECT STATUS
Prince George's County											
Duval High - SR-HVAC 16.194.2017 -#9,628		2017 07/2016	\$646,000	\$0	\$646,000 100%	\$618,491 96%	\$-	\$27,509	02/2018	02/2021	2 <div><div></div><div></div><div></div></div>
Dwight D. Eisenhower Middle - SR-Windows-Doors 16.008.2017 -#9,649		2017 07/2016	\$194,000	\$0	\$194,000 100%	\$194,000 100%	\$-	\$-	07/2017	01/2019	27 <div><div></div><div></div><div></div><div></div></div>
Dwight D. Eisenhower Middle - SR-HVAC 16.008.2019 -#9,952		2019 07/2018	\$8,070,000	\$0	\$0 0%	\$0 0%	\$8,070,000	\$-			0 <div><div></div></div>
Edward M. Felegy (New Hyattsville Area) Elementary - C-New 16.259.2011/2012/2012HIGH PERF BOND/2013 -#7,665		2011 LP 2011, 2012, 2013 07/2010	\$10,440,000	\$0	\$10,440,000 100%	\$10,440,000 100%	\$-	\$-	08/2012	12/2019	16 <div><div></div><div></div><div></div><div></div></div>
Eleanor Roosevelt High - SR-Mechanical 16.002.2013 -#7,971		2013 07/2012	\$1,529,000	\$0	\$1,529,000 100%	\$1,529,000 100%	\$-	\$-	06/2014	10/2015	66 <div><div></div><div></div><div></div><div></div></div>
◆IAC received Form 306.6 Closeout summary on 03/08/21, pending staff action.											
Eleanor Roosevelt High - C-Renovation - Open Space Conversion 16.002.2015 -#9,332		2015 07/2014	\$392,000	\$0	\$392,000 100%	\$392,000 100%	\$-	\$-	06/2016	01/2019	27 <div><div></div><div></div><div></div><div></div></div>
Eleanor Roosevelt High - SR-Elevator 16.002.2009/2015 -#9,844		2018 07/2017	\$180,000	\$0	\$180,000 100%	\$86,411 48%	\$-	\$93,589	07/2019	03/2021	1 <div><div></div><div></div><div></div></div>
Eugene Burroughs Middle - C-Renovation 16.005.2011/2014 -#7,968		2013 LP 2014 07/2013	\$6,150,000	\$0	\$6,150,000 100%	\$6,150,000 100%	\$-	\$-	02/2014	04/2015	72 <div><div></div><div></div><div></div><div></div></div>

**Project Status:**  

LP Approved  Project Allocated  Project contracted  Project Expended  Project %Contracted and %Expended =100%, Months since last expenditure is greater than 12. Submission of Form 306.6 is due.

**Notes:** 1. Yellow highlighting indicates project has not been contracted within two years of the CIP allocation, per Education Article Section 5-303-(j)(3)(I).  
2. Green highlighting indicates project has been contracted within the last 6 months, however no expenditures have been processed by the IAC.



INTERAGENCY COMMISSION ON SCHOOL CONSTRUCTION (IAC)  
PUBLIC SCHOOL CONSTRUCTION PROGRAM  
REPORT OF ACTIVE STATE PROJECT ALLOCATIONS, CONTRACTS, & EXPENDITURES  
As of April 15, 2021

PROJECT NAME		CIP YEAR(S)	ALLOCATION	CONTINGENCY	CONTRACTED/		EXPENDITURES/	UNCONTRACTED	UNEXPENDED	DATE	# OF MONTHS	PROJECT		
PSC - #PID	PROJECT TYPE	IAC DATE			% CONTRACTED	% EXPENDED	ALLOCATION	CONTRACT	OF LAST	SINCE DATE OF				
LAST ACTIONEXPENDITURESTATUS														
Prince George's County														
Fairmont Heights High - C-Renovation 16.096.1999/2000/2002 -#5,110		0 LP 2001 03/2000	\$2,394,985	\$0	\$2,394,985	100%	\$2,394,985	100%	\$-	\$-	04/2006	06/2006	178	<div><div></div><div></div><div></div><div></div></div>
Fairmont Heights High - C-Replacement 16.260.2013/2014/2014HIGH PERF BOND/2016 -#7,834		2012 LP 2013, 2014, 2016 07/2012	\$10,583,000	\$0	\$10,583,000	100%	\$10,583,000	100%	\$-	\$-	05/2015	11/2019	17	<div><div></div><div></div><div></div><div></div></div>
Flintstone Elementary - SR-Elevator 16.048.2017 -#9,640		2017 07/2016	\$116,217	\$0	\$116,217	100%	\$116,217	100%	\$-	\$-	04/2018	10/2019	18	<div><div></div><div></div><div></div><div></div></div>
Flintstone Elementary - SR-Piping 16.048.2017 -#9,641		2017 07/2016	\$613,000	\$0	\$613,000	100%	\$613,000	100%	\$-	\$-	03/2019	03/2021	1	<div><div></div><div></div><div></div><div></div></div>
Forest Heights Elementary - SR-Windows 16.120.2017 -#9,713		2017 07/2016	\$646,000	\$0	\$646,000	100%	\$646,000	100%	\$-	\$-	11/2018	12/2019	16	<div><div></div><div></div><div></div><div></div></div>
Forestville High - SR-Roof 16.104.2016 -#9,438		2016 07/2015	\$371,000	\$0	\$371,000	100%	\$371,000	100%	\$-	\$-	06/2016	11/2018	29	<div><div></div><div></div><div></div><div></div></div>
Fort Foote Elementary - SR-Windows-Doors 16.214.2018 -#9,859		2018 07/2017	\$710,000	\$0	\$710,000	100%	\$615,230	87%	\$-	\$94,770	08/2019	03/2021	1	<div><div></div><div></div><div></div><div></div></div>
Fort Foote Elementary - SR-Unit Ventilators (UV) 16.214.2018 -#9,860		2018 07/2017	\$796,000	\$0	\$796,000	100%	\$796,000	100%	\$-	\$-	08/2019	03/2021	1	<div><div></div><div></div><div></div><div></div></div>

**Project Status:**  
● LP Approved ● Project Allocated ● Project contracted ● Project Expended ● Project %Contracted and %Expended =100%, Months since last expenditure is greater than 12. Submission of Form 306.6 is due.

**Notes:** 1. Yellow highlighting indicates project has not been contracted within two years of the CIP allocation, per Education Article Section 5-303-(j)(3)(I).  
2. Green highlighting indicates project has been contracted within the last 6 months, however no expenditures have been processed by the IAC.



INTERAGENCY COMMISSION ON SCHOOL CONSTRUCTION (IAC)  
PUBLIC SCHOOL CONSTRUCTION PROGRAM  
REPORT OF ACTIVE STATE PROJECT ALLOCATIONS, CONTRACTS, & EXPENDITURES  
As of April 15, 2021

PROJECT NAME PSC - #PID	PROJECT TYPE	CIP YEAR(S) IAC DATE	ALLOCATION	CONTINGENCY	CONTRACTED/ % CONTRACTED	EXPENDITURES/ % EXPENDED	UNCONTRACTED ALLOCATION	UNEXPENDED CONTRACT	DATE OF LAST CONTRACT ACTION	# OF MONTHS SINCE DATE OF LAST EXPENDITURE	PROJECT STATUS
Prince George's County											
Frances R. Fuchs Early Childhood Center - SR-Piping 16.101.2017 -#9,652		2017 07/2016	\$619,882	\$0	\$619,882 100%	\$619,882 100%	\$-	\$-	09/2017	01/2021	3 <span></span> <span></span> <span></span>
Francis T. Evans Elementary - C-Renovation - Open Space Conversion 16.238.2012/2015 -#9,336		2015 07/2014	\$1,406,000	\$0	\$1,406,000 100%	\$1,406,000 100%	\$-	\$-	06/2016	01/2019	27 <span></span> <span></span> <span></span> <span></span>
Frederick Douglass High - C-Renovation 16.083.2011/2015 -#9,247		2015 07/2014	\$1,004,000	\$0	\$1,004,000 100%	\$1,004,000 100%	\$-	\$-	06/2016	01/2019	27 <span></span> <span></span> <span></span> <span></span>
Friendly High - C-Renovation 16.046.2015 -#9,253		2015 07/2014	\$446,000	\$0	\$446,000 100%	\$446,000 100%	\$-	\$-	06/2016	08/2017	44 <span></span> <span></span> <span></span> <span></span>
Friendly High - C-Renovation - Open Space Conversion 16.046.2015 -#9,334		2015 07/2014	\$640,000	\$0	\$640,000 100%	\$640,000 100%	\$-	\$-	06/2016	01/2018	39 <span></span> <span></span> <span></span> <span></span>
Gaywood Elementary - SR-Unit Ventilators (UV) 16.203.2017 -#9,658		2017 07/2016	\$420,000	\$0	\$420,000 100%	\$420,000 100%	\$-	\$-	06/2017	01/2019	27 <span></span> <span></span> <span></span> <span></span>
Gladys Noon Spellman Elementary - SR-Elevator 16.107.2017 -#9,635		2017 07/2016	\$115,247	\$0	\$115,247 100%	\$115,247 100%	\$-	\$-	03/2018	03/2020	13 <span></span> <span></span> <span></span> <span></span>
Glassmanor Elementary - SR-Windows 16.141.2018 -#9,861		2018 07/2017	\$599,996	\$0	\$599,996 100%	\$599,996 100%	\$-	\$-	11/2019	03/2021	1 <span></span> <span></span> <span></span>

**Project Status:**  
 LP Approved  Project Allocated  Project contracted  Project Expended  Project %Contracted and %Expended =100%, Months since last expenditure is greater than 12. Submission of Form 306.6 is due.

**Notes:** 1. Yellow highlighting indicates project has not been contracted within two years of the CIP allocation, per Education Article Section 5-303-(j)(3)(I).  
2. Green highlighting indicates project has been contracted within the last 6 months, however no expenditures have been processed by the IAC.



INTERAGENCY COMMISSION ON SCHOOL CONSTRUCTION (IAC)  
PUBLIC SCHOOL CONSTRUCTION PROGRAM  
REPORT OF ACTIVE STATE PROJECT ALLOCATIONS, CONTRACTS, & EXPENDITURES  
As of April 15, 2021

PROJECT NAME PSC - #PID	PROJECT TYPE	CIP YEAR(S) IAC DATE	ALLOCATION	CONTINGENCY	CONTRACTED/ % CONTRACTED	EXPENDITURES/ % EXPENDED	UNCONTRACTED ALLOCATION	UNEXPENDED CONTRACT	DATE OF LAST CONTRACT ACTION	# OF MONTHS SINCE DATE OF LAST EXPENDITURE	PROJECT STATUS
Prince George's County											
Glassmanor Elementary - SR-HVAC 16.141.2015/2018 -#9,911		2018 07/2017	\$1,208,000	\$0	\$1,208,000 100%	\$27,075 2%	\$-	\$1,180,925	11/2019	07/2020 9	<div><div></div><div></div><div></div></div>
Glenarden Woods Elementary - C-Addition-Renovation 16.239.2012/2015 -#9,136		2014 LP 2015 07/2014	\$8,148,000	\$0	\$8,148,000 100%	\$8,148,000 100%	\$-	\$-	01/2016	04/2017 48	<div><div></div><div></div><div></div><div></div></div>
Glenn Dale Elementary - SR-Piping 16.202.2014 -#9,143		2014 07/2013	\$318,525	\$0	\$318,525 100%	\$318,525 100%	\$-	\$-	05/2015	11/2017 41	<div><div></div><div></div><div></div><div></div></div>
◆IAC received Form 306.6 Closeout summary on 03/09/21, pending staff action.											
Glenridge Elementary - SR-Elevator 16.116.2017 -#9,715		2017 07/2016	\$223,548	\$0	\$223,548 100%	\$223,548 100%	\$-	\$-	05/2017	11/2019 17	<div><div></div><div></div><div></div><div></div></div>
Greenbelt Elementary - SR-Chiller 16.108.2017 -#9,663		2017 07/2016	\$614,000	\$0	\$614,000 100%	\$614,000 100%	\$-	\$-	11/2017	11/2018 29	<div><div></div><div></div><div></div><div></div></div>
Greenbelt Middle - C-Replacement 16.256.2007/2008/2010HIGH PERF BOND/2010/2011 -#7,419		2009 LP 2010, 2011 07/2009	\$11,363,025	\$0	\$11,363,025 100%	\$11,363,025 100%	\$-	\$-	05/2015	11/2019 17	<div><div></div><div></div><div></div><div></div></div>
Gwynn Park High - SR-Roof 16.001.2014 -#9,147		2014 07/2013	\$828,293	\$0	\$828,293 100%	\$828,293 100%	\$-	\$-	05/2015	05/2016 59	<div><div></div><div></div><div></div><div></div></div>
Gwynn Park High - C-Renovation 16.001.2014 -#9,149		2014 07/2013	\$623,000	\$0	\$623,000 100%	\$623,000 100%	\$-	\$-	05/2017	01/2018 39	<div><div></div><div></div><div></div><div></div></div>

**Project Status:**  
● LP Approved ● Project Allocated ● Project contracted ● Project Expended ● Project %Contracted and %Expended =100%, Months since last expenditure is greater than 12. Submission of Form 306.6 is due.

**Notes:** 1. Yellow highlighting indicates project has not been contracted within two years of the CIP allocation, per Education Article Section 5-303-(j)(3)(I).  
2. Green highlighting indicates project has been contracted within the last 6 months, however no expenditures have been processed by the IAC.



INTERAGENCY COMMISSION ON SCHOOL CONSTRUCTION (IAC)  
PUBLIC SCHOOL CONSTRUCTION PROGRAM  
REPORT OF ACTIVE STATE PROJECT ALLOCATIONS, CONTRACTS, & EXPENDITURES  
As of April 15, 2021

Page 56 of 106

PROJECT NAME PSC - #PID	PROJECT TYPE	CIP YEAR(S) IAC DATE	ALLOCATION	CONTINGENCY	CONTRACTED/ % CONTRACTED	EXPENDITURES/ % EXPENDED	UNCONTRACTED ALLOCATION	UNEXPENDED CONTRACT	DATE OF LAST CONTRACT ACTION	# OF MONTHS SINCE DATE OF LAST EXPENDITURE	PROJECT STATUS
Prince George's County											
H. Winship Wheatley Early Childhood Center - SR-Windows 16.017.2016EGRC -#9,720		2017 07/2016	\$552,699	\$0	\$552,699 100%	\$552,699 100%	\$-	\$-	08/2018	10/2019	18 ● ● ● ●
Heather Hills Elementary - SR-Boiler 16.132.2014 -#8,989		2014 07/2013	\$290,906	\$0	\$290,906 100%	\$290,906 100%	\$-	\$-	05/2015	10/2017	42 ● ● ● ●
Henry Ferguson Elementary - C-Renovation-Addition 16.172.2011/2012/2013 -#7,566		0 LP 2010, 2011, 2012, 2013 07/2010	\$7,727,000	\$0	\$7,727,000 100%	\$7,727,000 100%	\$-	\$-	08/2012	02/2014	86 ● ● ● ●
High Bridge Elementary - SR-Piping 16.058.2017 -#9,623		2017 07/2016	\$484,000	\$0	\$484,000 100%	\$484,000 100%	\$-	\$-	03/2018	01/2019	27 ● ● ● ●
High Point High - SR-Unit Ventilators (UV) 16.085.2012SA/2013 -#8,057		2012 09/2012	\$1,250,000	\$0	\$1,250,000 100%	\$1,250,000 100%	\$-	\$-	09/2014	07/2015	69 ● ● ● ●
High Point High - SR-Boiler 16.085.2013 -#7,980		2013 07/2012	\$489,000	\$0	\$489,000 100%	\$489,000 100%	\$-	\$-	05/2014	07/2015	69 ● ● ● ●
High Point High - SR-Fire Safety 16.085.2013 -#8,413		2013 07/2012	\$139,000	\$0	\$139,000 100%	\$139,000 100%	\$-	\$-	05/2014	06/2013	94 ● ● ● ●
High Point High - SR-Air Conditioning 16.085.2014ACI -#9,181		2014 09/2013	\$291,000	\$0	\$291,000 100%	\$291,000 100%	\$-	\$-	05/2015	10/2016	54 ● ● ● ●

**Project Status:**  
● LP Approved ● Project Allocated ● Project contracted ● Project Expended ● Project %Contracted and %Expended =100%, Months since last expenditure is greater than 12. Submission of Form 306.6 is due.

**Notes:** 1. Yellow highlighting indicates project has not been contracted within two years of the CIP allocation, per Education Article Section 5-303-(j)(3)(I).  
2. Green highlighting indicates project has been contracted within the last 6 months, however no expenditures have been processed by the IAC.



INTERAGENCY COMMISSION ON SCHOOL CONSTRUCTION (IAC)  
PUBLIC SCHOOL CONSTRUCTION PROGRAM  
REPORT OF ACTIVE STATE PROJECT ALLOCATIONS, CONTRACTS, & EXPENDITURES  
As of April 15, 2021

PROJECT NAME PSC - #PID	PROJECT TYPE	CIP YEAR(S) IAC DATE	ALLOCATION	CONTINGENCY	CONTRACTED/ % CONTRACTED		EXPENDITURES/ % EXPENDED		UNCONTRACTED ALLOCATION	UNEXPENDED CONTRACT	DATE OF LAST CONTRACT ACTION	# OF MONTHS SINCE DATE OF LAST EXPENDITURE	PROJECT STATUS	
Prince George's County														
Highland Park Elementary - SR-Various Systemic 16.192.2017 -#9,624		2017 07/2016	\$667,076	\$0	\$667,076	100%	\$667,076	100%	\$-	\$-	02/2018	07/2019	21	<div><div></div><div></div><div></div><div></div></div>
Hillcrest Heights Elementary - SR-Piping 16.175.2017 -#9,647		2017 07/2016	\$111,838	\$0	\$111,838	100%	\$111,838	100%	\$-	\$-	12/2017	10/2018	30	<div><div></div><div></div><div></div><div></div></div>
Hollywood Elementary - C-Renovation - Open Space Conversion 16.068.2015 -#9,335		2015 07/2014	\$1,206,000	\$0	\$1,206,000	100%	\$1,206,000	100%	\$-	\$-	03/2018	04/2019	24	<div><div></div><div></div><div></div><div></div></div>
Hollywood Elementary - SR-Boiler 16.068.2017 -#9,633		2017 07/2016	\$387,000	\$0	\$387,000	100%	\$368,084	95%	\$-	\$18,916	03/2018	03/2021	1	<div><div></div><div></div><div></div><div></div></div>
Hollywood Elementary - SR-Windows 16.068.2017 -#9,634		2017 07/2016	\$228,690	\$0	\$228,690	100%	\$228,690	100%	\$-	\$-	01/2019	01/2020	15	<div><div></div><div></div><div></div><div></div></div>
Hyattsville Elementary - SR-HVAC 16.080.2016 -#9,421		2016 07/2015	\$844,406	\$0	\$844,406	100%	\$844,406	100%	\$-	\$-	06/2017	11/2018	29	<div><div></div><div></div><div></div><div></div></div>
Hyattsville Elementary - SR-Elevator 16.080.2015 -#9,915		2018 07/2017	\$177,000	\$0	\$177,000	100%	\$70,604	40%	\$-	\$106,396	07/2019	03/2021	1	<div><div></div><div></div><div></div><div></div></div>
Indian Queen Elementary - C-Renovation - Open Space Conversion 16.055.2013/2015 -#9,337		2015 07/2014	\$1,601,770	\$0	\$1,601,770	100%	\$1,601,770	100%	\$-	\$-	11/2016	01/2018	39	<div><div></div><div></div><div></div><div></div></div>

**Project Status:**  
● LP Approved ● Project Allocated ● Project contracted ● Project Expended ● Project %Contracted and %Expended =100%, Months since last expenditure is greater than 12. Submission of Form 306.6 is due.

**Notes:** 1. Yellow highlighting indicates project has not been contracted within two years of the CIP allocation, per Education Article Section 5-303-(j)(3)(I).  
2. Green highlighting indicates project has been contracted within the last 6 months, however no expenditures have been processed by the IAC.



INTERAGENCY COMMISSION ON SCHOOL CONSTRUCTION (IAC)  
PUBLIC SCHOOL CONSTRUCTION PROGRAM  
REPORT OF ACTIVE STATE PROJECT ALLOCATIONS, CONTRACTS, & EXPENDITURES  
As of April 15, 2021

PROJECT NAME	CIP YEAR(S)			CONTRACTED/	EXPENDITURES/	UNCONTRACTED	UNEXPENDED	DATE	# OF MONTHS	
PSC - #PID	IAC DATE	ALLOCATION	CONTINGENCY	% CONTRACTED	% EXPENDED	ALLOCATION	CONTRACT	OF LAST	SINCE DATE OF	PROJECT
								CONTRACT	LAST	STATUS
								ACTION	EXPENDITURE	
Prince George's County										
Isaac J. Gourdine Middle - SR-Chiller 16.121.2016 -#9,416	2016 07/2015	\$752,833	\$0	\$752,833 100%	\$752,833 100%	\$-	\$-	07/2017	10/2018	30 <div><div></div><div></div><div></div><div></div></div>
James Madison Middle - SR-Elevator 16.114.2016EGRC -#9,717	2017 07/2016	\$129,000	\$0	\$129,000 100%	\$129,000 100%	\$-	\$-	03/2018	07/2019	21 <div><div></div><div></div><div></div><div></div></div>
James Madison Middle - SR-HVAC 16.114.2017/2019/2020EGRC/2020 -#10,113	2020 07/2019	\$6,079,000	\$0	\$0 0%	\$0 0%	\$6,079,000	\$-			0 <div><div></div><div></div><div></div><div></div></div>
James R. Randall Elementary - SR-Piping 16.084.2014 -#8,993	2014 07/2013	\$264,579	\$0	\$264,579 100%	\$264,579 100%	\$-	\$-	05/2015	11/2017	41 <div><div></div><div></div><div></div><div></div></div>
John Hanson Montessori Elementary - SR-Windows-Doors 16.128.2013 -#8,432	2013 07/2012	\$84,699	\$0	\$84,699 100%	\$84,699 100%	\$-	\$-	05/2014	11/2017	41 <div><div></div><div></div><div></div><div></div></div>
◆IAC received Form 306.6 Closeout summary on 03/08/21, pending staff action.										
Judge Sylvania Woods Elementary - SR-Chiller 16.190.2018 -#9,847	2018 07/2017	\$265,275	\$0	\$265,275 100%	\$212,029 80%	\$-	\$53,246	02/2020	03/2021	1 <div><div></div><div></div><div></div><div></div></div>
Kenilworth Elementary - SR-Piping 16.195.2014 -#8,994	2014 07/2013	\$327,982	\$0	\$327,982 100%	\$327,982 100%	\$-	\$-	05/2015	11/2016	53 <div><div></div><div></div><div></div><div></div></div>
Kettering Middle - SR-Fire Safety 16.043.2015 -#9,256	2015 07/2014	\$362,143	\$0	\$362,143 100%	\$362,143 100%	\$-	\$-	06/2016	01/2019	27 <div><div></div><div></div><div></div><div></div></div>

**Project Status:**  
● LP Approved ● Project Allocated ● Project contracted ● Project Expended ● Project %Contracted and %Expended =100%, Months since last expenditure is greater than 12. Submission of Form 306.6 is due.

**Notes:** 1. Yellow highlighting indicates project has not been contracted within two years of the CIP allocation, per Education Article Section 5-303-(j)(3)(I).  
2. Green highlighting indicates project has been contracted within the last 6 months, however no expenditures have been processed by the IAC.



INTERAGENCY COMMISSION ON SCHOOL CONSTRUCTION (IAC)  
PUBLIC SCHOOL CONSTRUCTION PROGRAM  
REPORT OF ACTIVE STATE PROJECT ALLOCATIONS, CONTRACTS, & EXPENDITURES  
As of April 15, 2021

PROJECT NAME PSC - #PID	PROJECT TYPE	CIP YEAR(S) IAC DATE	ALLOCATION	CONTINGENCY	CONTRACTED/ % CONTRACTED	EXPENDITURES/ % EXPENDED	UNCONTRACTED ALLOCATION	UNEXPENDED CONTRACT	DATE OF LAST CONTRACT ACTION	# OF MONTHS SINCE DATE OF LAST EXPENDITURE	PROJECT STATUS
Prince George's County											
Kettering Middle - SR-Ceilings 16.043.2015 -#9,257		2015 07/2014	\$694,032	\$0	\$694,032 100%	\$694,032 100%	\$-	\$-	06/2016	01/2018 39	<div><div></div><div></div><div></div><div></div></div>
Kingsford Elementary - SR-Chiller 16.133.2018 -#9,848		2018 07/2017	\$273,497	\$0	\$273,497 100%	\$273,497 100%	\$-	\$-	07/2019	02/2021 2	<div><div></div><div></div><div></div></div>
Langley Park/McCormick Elementary - SR-Windows 16.071.2017 -#9,642		2017 07/2016	\$322,791	\$0	\$322,791 100%	\$322,791 100%	\$-	\$-	10/2018	05/2020 11	<div><div></div><div></div><div></div></div>
Langley Park/McCormick Elementary - SR-Air Handling Unit (AHU) 16.071.2017 -#9,643		2017 07/2016	\$323,000	\$0	\$323,000 100%	\$323,000 100%	\$-	\$-	01/2018	06/2019 22	<div><div></div><div></div><div></div><div></div></div>
Langley Park/McCormick Elementary - SR-Elevator 16.071.2018 -#9,863		2018 07/2017	\$165,992	\$0	\$165,992 100%	\$81,097 49%	\$-	\$84,895	07/2019	03/2021 1	<div><div></div><div></div><div></div></div>
Largo High - SR-Air Conditioning 16.011.2014ACI -#9,183		2014 09/2013	\$194,000	\$0	\$194,000 100%	\$194,000 100%	\$-	\$-	05/2015	11/2017 41	<div><div></div><div></div><div></div><div></div></div>
Largo High - C-Renovation 16.011.2015 -#9,252		2015 07/2014	\$407,000	\$0	\$407,000 100%	\$407,000 100%	\$-	\$-	09/2016	10/2017 42	<div><div></div><div></div><div></div><div></div></div>
Largo High - SR-Roof 16.011.2015 -#9,327		2015 07/2014	\$850,000	\$0	\$850,000 100%	\$850,000 100%	\$-	\$-	07/2016	11/2017 41	<div><div></div><div></div><div></div><div></div></div>

**Project Status:**  
● LP Approved ● Project Allocated ● Project contracted ● Project Expended ● Project %Contracted and %Expended =100%, Months since last expenditure is greater than 12. Submission of Form 306.6 is due.

**Notes:** 1. Yellow highlighting indicates project has not been contracted within two years of the CIP allocation, per Education Article Section 5-303-(j)(3)(I).  
2. Green highlighting indicates project has been contracted within the last 6 months, however no expenditures have been processed by the IAC.



INTERAGENCY COMMISSION ON SCHOOL CONSTRUCTION (IAC)  
PUBLIC SCHOOL CONSTRUCTION PROGRAM  
REPORT OF ACTIVE STATE PROJECT ALLOCATIONS, CONTRACTS, & EXPENDITURES  
As of April 15, 2021

PROJECT NAME PSC - #PID	PROJECT TYPE	CIP YEAR(S) IAC DATE	ALLOCATION	CONTINGENCY	CONTRACTED/ % CONTRACTED	EXPENDITURES/ % EXPENDED	UNCONTRACTED ALLOCATION	UNEXPENDED CONTRACT	DATE OF LAST CONTRACT ACTION	# OF MONTHS SINCE DATE OF LAST EXPENDITURE	PROJECT STATUS
Prince George's County											
Largo High - C-Renovation - Open Space Conversion 16.011.2013/2015 -#9,329		2015 07/2014	\$1,852,000	\$0	\$1,852,000 100%	\$1,852,000 100%	\$-	\$-	09/2016	04/2018	36 <div><div></div><div></div><div></div><div></div></div>
Largo High - C-Renovation 16.011.2016 -#9,430		2016 07/2015	\$949,277	\$0	\$949,277 100%	\$949,277 100%	\$-	\$-	09/2016	12/2017	40 <div><div></div><div></div><div></div><div></div></div>
Largo High - SR-Roof 16.011.2016 -#9,520		2016 07/2015	\$1,009,275	\$0	\$1,009,275 100%	\$1,009,275 100%	\$-	\$-	06/2017	03/2021	1 <div><div></div><div></div><div></div></div>
Largo High - SR-Elevator 16.011.2015 -#9,912		2018 07/2017	\$180,000	\$0	\$180,000 100%	\$89,001 49%	\$-	\$90,999	07/2019	03/2021	1 <div><div></div><div></div><div></div></div>
Laurel High - SR-Fire Safety 16.014.2013 -#7,982		2013 07/2012	\$153,000	\$0	\$153,000 100%	\$153,000 100%	\$-	\$-	05/2014	10/2015	66 <div><div></div><div></div><div></div><div></div></div>
Laurel High - C-Renovation 16.014.2015 -#9,251		2015 07/2014	\$595,000	\$0	\$595,000 100%	\$595,000 100%	\$-	\$-	06/2016	10/2017	42 <div><div></div><div></div><div></div><div></div></div>
Laurel High - C-Renovation 16.014.2016 -#9,429		2016 07/2015	\$1,181,000	\$0	\$1,181,000 100%	\$1,181,000 100%	\$-	\$-	07/2017	02/2019	26 <div><div></div><div></div><div></div><div></div></div>
Laurel High - SR-Elevator 16.014.2015 -#9,914		2018 07/2017	\$172,000	\$0	\$172,000 100%	\$96,840 56%	\$-	\$75,160	07/2019	03/2021	1 <div><div></div><div></div><div></div></div>

**Project Status:**  

LP Approved  Project Allocated  Project contracted  Project Expended  Project %Contracted and %Expended =100%, Months since last expenditure is greater than 12. Submission of Form 306.6 is due.

**Notes:** 1. Yellow highlighting indicates project has not been contracted within two years of the CIP allocation, per Education Article Section 5-303-(j)(3)(I).  
2. Green highlighting indicates project has been contracted within the last 6 months, however no expenditures have been processed by the IAC.



INTERAGENCY COMMISSION ON SCHOOL CONSTRUCTION (IAC)  
PUBLIC SCHOOL CONSTRUCTION PROGRAM  
REPORT OF ACTIVE STATE PROJECT ALLOCATIONS, CONTRACTS, & EXPENDITURES  
As of April 15, 2021

PROJECT NAME		CIP YEAR(S)	ALLOCATION	CONTINGENCY	CONTRACTED/		EXPENDITURES/		UNCONTRACTED	UNEXPENDED	DATE	# OF MONTHS	PROJECT					
PSC - #PID	PROJECT TYPE	IAC DATE			% CONTRACTED	% EXPENDED	% ALLOCATION	% CONTRACT			OF LAST	SINCE DATE OF						
LAST EXPENDITURE STATUS																		
Prince George's County																		
Lewisdale Elementary - SR-Roof Top Unit (RTU) 16.049.2016 -#9,433		2016 07/2015	\$102,946	\$0	\$102,946	100%	\$102,946	100%	\$-	\$-	03/2017	02/2021	2	<div><div></div><div></div><div></div></div>				
Lewisdale Elementary - SR-Fan Coil Units 16.049.2017 -#9,659		2017 07/2016	\$517,000	\$0	\$517,000	100%	\$517,000	100%	\$-	\$-	03/2018	11/2019	17	<div><div></div><div></div><div></div><div></div></div>				
Longfields Elementary - SR-Windows-Doors 16.242.2016EGRC/2017 -#9,728		2017 07/2016	\$340,628	\$0	\$340,628	100%	\$340,628	100%	\$-	\$-	08/2018	10/2019	18	<div><div></div><div></div><div></div><div></div></div>				
Marlton Elementary - SR-Piping 16.004.2016EGRC -#9,723		2017 07/2016	\$442,000	\$0	\$442,000	100%	\$442,000	100%	\$-	\$-	11/2017	11/2018	29	<div><div></div><div></div><div></div><div></div></div>				
Maya Angelou French Immersion - SR-HVAC/Windows 16.136.2014ACI/2017 -#9,618		2017 07/2016	\$2,995,000	\$0	\$2,995,000	100%	\$2,995,000	100%	\$-	\$-	01/2019	10/2019	18	<div><div></div><div></div><div></div><div></div></div>				
Melwood Elementary - SR-Air Conditioning 16.168.2014ACI -#9,178		2014 09/2013	\$479,077	\$0	\$479,077	100%	\$479,077	100%	\$-	\$-	05/2015	10/2017	42	<div><div></div><div></div><div></div><div></div></div>				
Melwood Elementary - C-Renovation - Open Space Conversion 16.168.2015 -#9,331		2015 07/2014	\$721,000	\$0	\$721,000	100%	\$721,000	100%	\$-	\$-	06/2016	01/2018	39	<div><div></div><div></div><div></div><div></div></div>				
Melwood Elementary - SR-Windows-Doors 16.168.2017 -#9,636		2017 07/2016	\$220,700	\$0	\$220,700	100%	\$220,700	100%	\$-	\$-	07/2017	01/2019	27	<div><div></div><div></div><div></div><div></div></div>				

**Project Status:**  
● LP Approved ● Project Allocated ● Project contracted ● Project Expended ● Project %Contracted and %Expended =100%, Months since last expenditure is greater than 12. Submission of Form 306.6 is due.

**Notes:** 1. Yellow highlighting indicates project has not been contracted within two years of the CIP allocation, per Education Article Section 5-303-(j)(3)(I).  
2. Green highlighting indicates project has been contracted within the last 6 months, however no expenditures have been processed by the IAC.



INTERAGENCY COMMISSION ON SCHOOL CONSTRUCTION (IAC)  
PUBLIC SCHOOL CONSTRUCTION PROGRAM  
REPORT OF ACTIVE STATE PROJECT ALLOCATIONS, CONTRACTS, & EXPENDITURES  
As of April 15, 2021

PROJECT NAME		CIP YEAR(S)	ALLOCATION	CONTINGENCY	CONTRACTED/		EXPENDITURES/		UNCONTRACTED	UNEXPENDED	DATE	# OF MONTHS	PROJECT					
PSC - #PID	PROJECT TYPE	IAC DATE			% CONTRACTED	% EXPENDED	% ALLOCATION	% CONTRACT			OF LAST	SINCE DATE OF						
LAST ACTION																		
EXPENDITURE																		
STATUS																		
Prince George's County																		
Mount Rainier Elementary - SR-Cooling Tower 16.039.2018 -#9,850		2018 07/2017	\$213,000	\$0	\$213,000	100%	\$213,000	100%	\$-	\$-	07/2019	03/2021	1	<div><div></div><div></div><div></div></div>				
New Cherokee Lane Elementary - C-Replacement 16.267.2017/2019/2019EGRC/2020EGRC/2020/2021/2021EGRC -#10,176		2020 LP 2020, 2021 07/2019	\$19,644,000	\$0	\$0	0%	\$0	0%	\$19,644,000	\$-			0	<div><div></div><div></div></div>				
New Glenridge Area #2 Middle - C-New 16.265.2014ACI/2015/2019/2020/2020EGRC/2021 -#10,112		2020 LP 2020, 2021 07/2019	\$29,769,000	\$0	\$0	0%	\$0	0%	\$29,769,000	\$-			0	<div><div></div><div></div></div>				
Nicholas Orem Middle - SR-Piping 16.124.2014 -#8,995		2014 07/2013	\$514,214	\$0	\$514,214	100%	\$514,214	100%	\$-	\$-	05/2015	01/2018	39	<div><div></div><div></div><div></div><div></div></div>				
Nicholas Orem Middle - SR-Roof 16.124.2015 -#9,244		2015 07/2014	\$982,000	\$0	\$982,000	100%	\$982,000	100%	\$-	\$-	06/2016	01/2018	39	<div><div></div><div></div><div></div><div></div></div>				
Nicholas Orem Middle - SR-Windows-Doors 16.124.2015/2016 -#9,916		2018 07/2017	\$1,339,065	\$0	\$1,339,065	100%	\$596,909	45%	\$-	\$742,156	07/2019	03/2021	1	<div><div></div><div></div><div></div></div>				
North Forestville Elementary - SR-Piping 16.145.2014 -#8,996		2014 07/2013	\$344,631	\$0	\$344,631	100%	\$344,631	100%	\$-	\$-	05/2015	01/2019	27	<div><div></div><div></div><div></div><div></div></div>				
North Forestville Elementary - SR-Roof 16.145.2019 -#10,030		2019 07/2018	\$722,000	\$0	\$722,000	100%	\$722,000	100%	\$-	\$-	11/2019	11/2019	17	<div><div></div><div></div><div></div><div></div></div>				

**Project Status:**  
● LP Approved ● Project Allocated ● Project contracted ● Project Expended ● Project %Contracted and %Expended =100%, Months since last expenditure is greater than 12. Submission of Form 306.6 is due.

**Notes:** 1. Yellow highlighting indicates project has not been contracted within two years of the CIP allocation, per Education Article Section 5-303-(j)(3)(I).  
2. Green highlighting indicates project has been contracted within the last 6 months, however no expenditures have been processed by the IAC.



INTERAGENCY COMMISSION ON SCHOOL CONSTRUCTION (IAC)  
PUBLIC SCHOOL CONSTRUCTION PROGRAM  
REPORT OF ACTIVE STATE PROJECT ALLOCATIONS, CONTRACTS, & EXPENDITURES  
As of April 15, 2021

PROJECT NAME PSC - #PID	PROJECT TYPE	CIP YEAR(S) IAC DATE	ALLOCATION	CONTINGENCY	CONTRACTED/ % CONTRACTED	EXPENDITURES/ % EXPENDED	UNCONTRACTED ALLOCATION	UNEXPENDED CONTRACT	DATE OF LAST CONTRACT ACTION	# OF MONTHS SINCE DATE OF LAST EXPENDITURE	PROJECT STATUS
Prince George's County											
Oaklands Elementary - SR-Roof 16.138.2015 -#9,842		2018 07/2017	\$611,000	\$0	\$611,000 100%	\$611,000 100%	\$-	\$-	05/2019	01/2021	3 ● ● ●
Oxon Hill High - C-Replacement 16.082.2009/2011/2012HIGH PERF BOND/2012/2013 -#7,552		2010 LP 2010, 2011, 2012, 2013 07/2010	\$18,435,000	\$0	\$18,435,000 100%	\$18,435,000 100%	\$-	\$-	08/2012	12/2019	16 ● ● ● ●
Oxon Hill Middle - SR-HVAC 16.162.2014/2016 -#9,422		2016 07/2015	\$2,190,709	\$0	\$2,190,709 100%	\$2,190,709 100%	\$-	\$-	07/2017	10/2019	18 ● ● ● ●
Paint Branch Elementary - C-Renovation - Open Space Conversion 16.018.2012/2015 -#9,333		2015 07/2014	\$1,395,035	\$0	\$1,395,035 100%	\$1,395,035 100%	\$-	\$-	06/2016	11/2018	29 ● ● ● ●
Paint Branch Elementary - SR-HVAC 16.018.2016 -#9,513		2016 07/2015	\$323,000	\$0	\$323,000 100%	\$323,000 100%	\$-	\$-	07/2015	11/2018	29 ● ● ● ●
Parkdale High - SR-Elevator 16.177.2017 -#9,629		2017 07/2016	\$117,656	\$0	\$117,656 100%	\$117,656 100%	\$-	\$-	03/2018	07/2020	9 ● ● ●
Patuxent Elementary - SR-Roof 16.209.2017 -#9,656		2017 07/2016	\$291,000	\$0	\$291,000 100%	\$291,000 100%	\$-	\$-	12/2017	10/2019	18 ● ● ● ●
Patuxent Elementary - SR-HVAC 16.209.2019/2020/2020EGRC -#10,114		2020 07/2019	\$3,461,000	\$0	\$0 0%	\$0 0%	\$3,461,000	\$-			0 ●

**Project Status:**  
● LP Approved ● Project Allocated ● Project contracted ● Project Expended ● Project %Contracted and %Expended =100%, Months since last expenditure is greater than 12. Submission of Form 306.6 is due.

**Notes:** 1. Yellow highlighting indicates project has not been contracted within two years of the CIP allocation, per Education Article Section 5-303-(j)(3)(I).  
2. Green highlighting indicates project has been contracted within the last 6 months, however no expenditures have been processed by the IAC.



INTERAGENCY COMMISSION ON SCHOOL CONSTRUCTION (IAC)  
PUBLIC SCHOOL CONSTRUCTION PROGRAM  
REPORT OF ACTIVE STATE PROJECT ALLOCATIONS, CONTRACTS, & EXPENDITURES  
As of April 15, 2021

PROJECT NAME	CIP YEAR(S)									DATE OF LAST	# OF MONTHS SINCE DATE OF		PROJECT
PSC - #PID	PROJECT TYPE	IAC DATE	ALLOCATION	CONTINGENCY	CONTRACTED/ % CONTRACTED	EXPENDITURES/ % EXPENDED	UNCONTRACTED ALLOCATION	UNEXPENDED CONTRACT	CONTRACT ACTION	LAST EXPENDITURE	STATUS		
Prince George's County													
Pointer Ridge Elementary - SR-Roof 16.119.2015 -#9,245		2015 07/2014	\$698,000	\$0	\$698,000 100%	\$698,000 100%	\$-	\$-	06/2016	10/2017	42	●●●●	
Potomac High - C-Renovation-Addition 16.216.2013/2015 -#9,254		2015 07/2014	\$1,470,000	\$0	\$320,930 22%	\$279,283 87%	\$1,149,070	\$41,647	06/2016	10/2019	18	●●●	
Potomac High - C-Renovation 16.216.2016 -#9,431		2016 07/2015	\$162,000	\$0	\$162,000 100%	\$162,000 100%	\$-	\$-	06/2017	01/2019	27	●●●●	
Potomac High - SR-Elevator 16.216.2017 -#9,637		2017 07/2016	\$118,856	\$0	\$118,856 100%	\$118,856 100%	\$-	\$-	03/2018	10/2019	18	●●●●	
Potomac Landing Elementary - C-Renovation - Open Space Conversion 16.086.2013/2015 -#9,330		2015 07/2014	\$1,113,000	\$0	\$1,113,000 100%	\$1,112,630 100%	\$-	\$370	07/2016	10/2020	6	●●●	
Princeton Elementary - SR-Piping 16.176.2014 -#9,144		2014 07/2013	\$241,730	\$0	\$241,730 100%	\$241,730 100%	\$-	\$-	05/2015	01/2019	27	●●●●	
Princeton Elementary - SR-HVAC 16.176.2016EGRC/2017 -#9,645		2017 07/2016	\$567,489	\$0	\$567,489 100%	\$567,489 100%	\$-	\$-	06/2017	01/2019	27	●●●●	
Ridgecrest Elementary - SR-Elevator 16.170.2017 -#9,621		2017 07/2016	\$129,000	\$0	\$129,000 100%	\$129,000 100%	\$-	\$-	03/2018	07/2019	21	●●●●	

**Project Status:**  
● LP Approved ● Project Allocated ● Project contracted ● Project Expended ● Project %Contracted and %Expended =100%, Months since last expenditure is greater than 12. Submission of Form 306.6 is due.

**Notes:** 1. Yellow highlighting indicates project has not been contracted within two years of the CIP allocation, per Education Article Section 5-303-(j)(3)(I).  
2. Green highlighting indicates project has been contracted within the last 6 months, however no expenditures have been processed by the IAC.



INTERAGENCY COMMISSION ON SCHOOL CONSTRUCTION (IAC)  
PUBLIC SCHOOL CONSTRUCTION PROGRAM  
REPORT OF ACTIVE STATE PROJECT ALLOCATIONS, CONTRACTS, & EXPENDITURES  
As of April 15, 2021

PROJECT NAME PSC - #PID	PROJECT TYPE	CIP YEAR(S) IAC DATE	ALLOCATION	CONTINGENCY	CONTRACTED/ % CONTRACTED	EXPENDITURES/ % EXPENDED	UNCONTRACTED ALLOCATION	UNEXPENDED CONTRACT	DATE OF LAST CONTRACT ACTION	# OF MONTHS SINCE DATE OF LAST EXPENDITURE	PROJECT STATUS
Prince George's County											
Riverdale Elementary - SR-Roof Top Unit (RTU)/Air Handling Unit (AHU) 16.079.2010/2015 -#9,845		2018 07/2017	\$114,819	\$0	\$114,819 100%	\$7,504 7%	\$-	\$107,315	11/2019	02/2021 2	<div><div></div><div></div><div></div></div>
Riverdale Elementary - SR-Windows-Doors 16.079.2016 -#9,918		2018 07/2017	\$229,984	\$0	\$229,984 100%	\$215,630 94%	\$-	\$14,354	06/2020	02/2021 2	<div><div></div><div></div><div></div></div>
Robert Goddard Montessori - SR-HVAC 16.181.2016/2018EGRC/2018 -#9,920		2018 07/2017	\$7,035,528	\$0	\$7,035,528 100%	\$3,322,065 47%	\$-	\$3,713,463	02/2020	03/2021 1	<div><div></div><div></div><div></div></div>
Rockledge Elementary - SR-Roof 16.148.2015/2018 -#9,846		2018 01/1900	\$796,000	\$0	\$796,000 100%	\$796,000 100%	\$-	\$-	02/2018	11/2019 17	<div><div></div><div></div><div></div><div></div></div>
Rogers Heights Elementary - SR-Elevator 16.051.2008/2015 -#9,843		2018 07/2017	\$178,000	\$0	\$178,000 100%	\$67,665 38%	\$-	\$110,335	07/2019	03/2021 1	<div><div></div><div></div><div></div></div>
Rosa L. Parks (West Hyattsville) Elementary - C-Replacement 16.253.2000PAYGO/2001PAYGO/2005PAYGO/2008PAYGO/2009/2012SA -#6,516		0 LP 2006, 2009, 2011, 2013 07/2008	\$7,005,986	\$0	\$7,005,986 100%	\$7,005,986 100%	\$-	\$-	08/2013	10/2013 90	<div><div></div><div></div><div></div><div></div></div>
◆IAC received Form 306.6 Closeout summary on 11/14/11, pending staff action.											
Samuel Ogle Middle - SR-Unit Ventilators (UV) 16.201.2013/2015 -#9,338		2015 07/2014	\$1,698,000	\$0	\$1,698,000 100%	\$1,698,000 100%	\$-	\$-	10/2016	11/2017 41	<div><div></div><div></div><div></div><div></div></div>
Seabrook Elementary - SR-Piping 16.200.2014 -#8,997		2014 07/2013	\$223,620	\$0	\$223,620 100%	\$223,620 100%	\$-	\$-	05/2015	11/2016 53	<div><div></div><div></div><div></div><div></div></div>

**Project Status:**  
● LP Approved ● Project Allocated ● Project contracted ● Project Expended ● Project %Contracted and %Expended =100%, Months since last expenditure is greater than 12. Submission of Form 306.6 is due.

**Notes:** 1. Yellow highlighting indicates project has not been contracted within two years of the CIP allocation, per Education Article Section 5-303-(j)(3)(I).  
2. Green highlighting indicates project has been contracted within the last 6 months, however no expenditures have been processed by the IAC.



INTERAGENCY COMMISSION ON SCHOOL CONSTRUCTION (IAC)  
PUBLIC SCHOOL CONSTRUCTION PROGRAM  
REPORT OF ACTIVE STATE PROJECT ALLOCATIONS, CONTRACTS, & EXPENDITURES  
As of April 15, 2021

PROJECT NAME PSC - #PID	PROJECT TYPE	CIP YEAR(S) IAC DATE	ALLOCATION	CONTINGENCY	CONTRACTED/ % CONTRACTED	EXPENDITURES/ % EXPENDED	UNCONTRACTED ALLOCATION	UNEXPENDED CONTRACT	DATE OF LAST CONTRACT ACTION	# OF MONTHS SINCE DATE OF LAST EXPENDITURE	PROJECT STATUS
Prince George's County											
Springhill Lake Elementary - SR-Piping 16.075.2014 -#8,998		2014 07/2013	\$381,775	\$0	\$381,775 100%	\$381,775 100%	\$-	\$-	05/2015	11/2016	53 <div><div></div><div></div><div></div><div></div></div>
◆IAC received Form 306.6 Closeout summary on 03/09/21, pending staff action.											
Springhill Lake Elementary - SR-Roof 16.075.2018 -#9,853		2018 07/2017	\$852,000	\$0	\$852,000 100%	\$852,000 100%	\$-	\$-	07/2019	11/2019	17 <div><div></div><div></div><div></div><div></div></div>
Stephen Decatur Middle - SR-Roof Top Unit (RTU) 16.143.2016 -#9,437		2016 07/2015	\$113,435	\$0	\$113,435 100%	\$87,106 77%	\$-	\$26,329	04/2018	03/2021	1 <div><div></div><div></div><div></div></div>
Stephen Decatur Middle - C-Renovation-Addition 16.143.2019/2020EGRC/2020 -#9,415		2016 LP 2019, 2020 07/2019	\$8,844,000	\$0	\$8,844,000 100%	\$1,251,856 14%	\$-	\$7,592,144	09/2020	03/2021	1 <div><div></div><div></div><div></div></div>
Suitland High - C-Replacement 16.087. -#10,267		2021 LP 0	\$0	\$0	\$0 0%	\$0 0%	\$-	\$-			0 <div><div></div></div>
Suitland High - C-Renovation 16.087.2014/2015 -#9,151		2014, 2015 07/2013	\$68,648	\$0	\$68,648 100%	\$68,648 100%	\$-	\$-	05/2015	12/2017	40 <div><div></div><div></div><div></div><div></div></div>
Surrattsville High - C-Renovation 16.103.2015 -#9,152		2014 LP 2015 07/2014	\$838,000	\$0	\$838,000 100%	\$838,000 100%	\$-	\$-	07/2016	01/2018	39 <div><div></div><div></div><div></div><div></div></div>
Tall Oaks High - SR-Unit Ventilators (UV) 16.102.2016 -#9,419		2016 07/2015	\$484,000	\$0	\$484,000 100%	\$484,000 100%	\$-	\$-	07/2017	11/2019	17 <div><div></div><div></div><div></div><div></div></div>

**Project Status:**  

LP Approved  Project Allocated  Project contracted  Project Expended  Project %Contracted and %Expended =100%, Months since last expenditure is greater than 12. Submission of Form 306.6 is due.

**Notes:** 1. Yellow highlighting indicates project has not been contracted within two years of the CIP allocation, per Education Article Section 5-303-(j)(3)(I).  
2. Green highlighting indicates project has been contracted within the last 6 months, however no expenditures have been processed by the IAC.



INTERAGENCY COMMISSION ON SCHOOL CONSTRUCTION (IAC)  
PUBLIC SCHOOL CONSTRUCTION PROGRAM  
REPORT OF ACTIVE STATE PROJECT ALLOCATIONS, CONTRACTS, & EXPENDITURES  
As of April 15, 2021

Page 67 of 106

PROJECT NAME PSC - #PID	PROJECT TYPE	CIP YEAR(S) IAC DATE	ALLOCATION	CONTINGENCY	CONTRACTED/ % CONTRACTED	EXPENDITURES/ % EXPENDED	UNCONTRACTED ALLOCATION	UNEXPENDED CONTRACT	DATE OF LAST CONTRACT ACTION	# OF MONTHS SINCE DATE OF LAST EXPENDITURE	PROJECT STATUS
Prince George's County											
Tall Oaks High - SR-Piping 16.102.2016 -#9,420		2016 07/2015	\$410,000	\$0	\$410,000 100%	\$410,000 100%	\$-	\$-	07/2017	11/2019	17 <div><div></div><div></div><div></div><div></div></div>
Tall Oaks Vocational - SR-Piping 16.102.2014 -#8,999		2014 07/2013	\$419,932	\$0	\$419,932 100%	\$419,932 100%	\$-	\$-	05/2015	11/2019	17 <div><div></div><div></div><div></div><div></div></div>
Tayac Elementary - SR-Windows-Doors 16.023.2016 -#9,515		2016 07/2015	\$589,647	\$0	\$589,647 100%	\$589,647 100%	\$-	\$-	05/2017	02/2018	38 <div><div></div><div></div><div></div><div></div></div>
Tayac Elementary - SR-HVAC 16.023.2015/2018 -#9,852		2018 07/2017	\$1,675,022	\$0	\$1,675,022 100%	\$1,675,022 100%	\$-	\$-	02/2020	12/2020	4 <div><div></div><div></div><div></div></div>
Templeton Elementary - SR-Piping 16.155.2014 -#9,142		2014 07/2013	\$433,930	\$0	\$433,930 100%	\$433,930 100%	\$-	\$-	05/2015	11/2016	53 <div><div></div><div></div><div></div><div></div></div>
◆IAC received Form 306.6 Closeout summary on 03/12/21, pending staff action.											
Thomas Johnson Middle - SR-Fire Safety 16.229.2015 -#9,258		2015 07/2014	\$462,000	\$0	\$462,000 100%	\$462,000 100%	\$-	\$-	06/2016	03/2021	1 <div><div></div><div></div><div></div></div>
Thomas Johnson Middle - SR-Unit Ventilators (UV) 16.229.2014/2016 -#9,417		2016 07/2015	\$2,650,127	\$0	\$2,650,127 100%	\$2,650,127 100%	\$-	\$-	07/2017	11/2019	17 <div><div></div><div></div><div></div><div></div></div>
Thomas Pullen Creative and Performing Arts Academy - SR-Windows 16.122.2014/2016 -#9,511		2016 07/2015	\$1,033,000	\$0	\$1,033,000 100%	\$1,033,000 100%	\$-	\$-	06/2017	01/2019	27 <div><div></div><div></div><div></div><div></div></div>

**Project Status:**  
● LP Approved ● Project Allocated ● Project contracted ● Project Expended ● Project %Contracted and %Expended =100%, Months since last expenditure is greater than 12. Submission of Form 306.6 is due.

**Notes:** 1. Yellow highlighting indicates project has not been contracted within two years of the CIP allocation, per Education Article Section 5-303-(j)(3)(I).  
2. Green highlighting indicates project has been contracted within the last 6 months, however no expenditures have been processed by the IAC.



INTERAGENCY COMMISSION ON SCHOOL CONSTRUCTION (IAC)  
PUBLIC SCHOOL CONSTRUCTION PROGRAM  
REPORT OF ACTIVE STATE PROJECT ALLOCATIONS, CONTRACTS, & EXPENDITURES  
As of April 15, 2021

PROJECT NAME PSC - #PID	PROJECT TYPE	CIP YEAR(S) IAC DATE	ALLOCATION	CONTINGENCY	CONTRACTED/ % CONTRACTED	EXPENDITURES/ % EXPENDED	UNCONTRACTED ALLOCATION	UNEXPENDED CONTRACT	DATE OF LAST CONTRACT ACTION	# OF MONTHS SINCE DATE OF LAST EXPENDITURE	PROJECT STATUS
Prince George's County											
Thomas Pullen Elementary/Middle - SR-Piping 16.122.2014 -#9,000		2014 07/2013	\$409,199	\$0	\$409,199 100%	\$409,199 100%	\$-	\$-	05/2015	11/2016	53 <div><div></div><div></div><div></div><div></div></div>
Thomas S. Stone Elementary - SR-Piping 16.016.2014 -#9,004		2014 07/2013	\$375,464	\$0	\$375,464 100%	\$375,464 100%	\$-	\$-	05/2015	10/2016	54 <div><div></div><div></div><div></div><div></div></div>
Thomas S. Stone Elementary - C-Renovation - Open Space Conversion 16.016.2016 -#9,518		2016 07/2015	\$1,077,306	\$0	\$1,077,306 100%	\$1,077,306 100%	\$-	\$-	07/2016	01/2019	27 <div><div></div><div></div><div></div><div></div></div>
Thurgood Marshall Middle - SR-Piping 16.156.2014 -#9,001		2014 07/2013	\$407,960	\$0	\$407,960 100%	\$407,960 100%	\$-	\$-	05/2015	12/2016	52 <div><div></div><div></div><div></div><div></div></div>
Thurgood Marshall Middle - SR-Air Conditioning 16.156.2014ACI -#9,185		2014 09/2013	\$129,000	\$0	\$129,000 100%	\$129,000 100%	\$-	\$-	05/2015	10/2017	42 <div><div></div><div></div><div></div><div></div></div>
Thurgood Marshall Middle - SR-Windows 16.156.2016 -#9,510		2016 07/2015	\$511,000	\$0	\$511,000 100%	\$511,000 100%	\$-	\$-	05/2017	04/2018	36 <div><div></div><div></div><div></div><div></div></div>
Tulip Grove Elementary - C-Renovation-Addition 16.137.2018EGRC/2018/2019 -#9,783		2015 LP 2018, 2019 07/2017	\$5,082,000	\$0	\$5,082,000 100%	\$5,082,000 100%	\$-	\$-	08/2018	06/2019	22 <div><div></div><div></div><div></div><div></div></div>
University Park Elementary - C-Renovation - Open Space Conversion 16.081.2010/2012 -#7,837		2012 07/2011	\$813,835	\$0	\$813,835 100%	\$813,835 100%	\$-	\$-	04/2013	05/2016	59 <div><div></div><div></div><div></div><div></div></div>

**Project Status:**  

LP Approved  Project Allocated  Project contracted  Project Expended  Project %Contracted and %Expended =100%, Months since last expenditure is greater than 12. Submission of Form 306.6 is due.

**Notes:** 1. Yellow highlighting indicates project has not been contracted within two years of the CIP allocation, per Education Article Section 5-303-(j)(3)(I).  
2. Green highlighting indicates project has been contracted within the last 6 months, however no expenditures have been processed by the IAC.



INTERAGENCY COMMISSION ON SCHOOL CONSTRUCTION (IAC)  
PUBLIC SCHOOL CONSTRUCTION PROGRAM  
REPORT OF ACTIVE STATE PROJECT ALLOCATIONS, CONTRACTS, & EXPENDITURES  
As of April 15, 2021

PROJECT NAME PSC - #PID	PROJECT TYPE	CIP YEAR(S) IAC DATE	ALLOCATION	CONTINGENCY	CONTRACTED/ % CONTRACTED	EXPENDITURES/ % EXPENDED	UNCONTRACTED ALLOCATION	UNEXPENDED CONTRACT	DATE OF LAST CONTRACT ACTION	# OF MONTHS SINCE DATE OF LAST EXPENDITURE	PROJECT STATUS
Prince George's County											
Waldon Woods Elementary - C-Renovation - Open Space Conversion 16.187.2013 -#8,424		2013 07/2012	\$1,292,314	\$0	\$1,292,314 100%	\$1,292,314 100%	\$-	\$-	05/2014	07/2015	69 <div><div></div><div></div><div></div><div></div></div>
Walker Mill Middle - SR-HVAC 16.196.2016 -#9,423		2016 07/2015	\$116,267	\$0	\$116,267 100%	\$116,267 100%	\$-	\$-	02/2018	06/2019	22 <div><div></div><div></div><div></div><div></div></div>
William S. Schmidt Outdoor Education Center - C-Renovation-Addition 16.199.2021EGRC/2021EGRC NM -#9,909		2018 LP 2021 06/2020	\$8,498,000	\$0	\$0 0%	\$0 0%	\$8,498,000	\$-			0 <div><div></div></div>
William Schmidt Environmental Education Center - SR-Piping 16.199.2014 -#9,002		2014 07/2013	\$264,579	\$0	\$264,579 100%	\$264,579 100%	\$-	\$-	05/2015	01/2019	27 <div><div></div><div></div><div></div><div></div></div>
William Schmidt Outdoor Education Center - SR-Air Conditioning 16.199.2014ACI -#9,182		2014 09/2013	\$163,290	\$0	\$163,290 100%	\$163,290 100%	\$-	\$-	05/2015	01/2019	27 <div><div></div><div></div><div></div><div></div></div>
William Wirt Middle - C-Replacement 16.183.2016EGRC/2017/2018/2019EGRC/2020EGRC/2021 -#9,710		2017 LP 2020, 2021 07/2019	\$31,139,000	\$0	\$0 0%	\$0 0%	\$31,139,000	\$-			0 <div><div></div></div>
Woodridge Elementary - SR-Elevator 16.052.2016EGRC -#9,724		2017 07/2016	\$115,871	\$0	\$115,871 100%	\$115,871 100%	\$-	\$-	03/2018	03/2020	13 <div><div></div><div></div><div></div><div></div></div>
Yorktown Elementary - SR-Windows-Doors 16.248.2017 -#9,729		2017 07/2016	\$318,270	\$0	\$318,270 100%	\$318,270 100%	\$-	\$-	07/2017	01/2019	27 <div><div></div><div></div><div></div><div></div></div>
200 Active Projects	Prince George's County Total		\$367,757,036	\$0	\$247,989,673	\$220,786,766	\$119,767,363	\$27,202,907	142 Projects ready to Close		

**Project Status:**  

LP Approved  Project Allocated  Project contracted  Project Expended  Project %Contracted and %Expended =100%, Months since last expenditure is greater than 12. Submission of Form 306.6 is due.



INTERAGENCY COMMISSION ON SCHOOL CONSTRUCTION (IAC)  
PUBLIC SCHOOL CONSTRUCTION PROGRAM  
REPORT OF ACTIVE STATE PROJECT ALLOCATIONS, CONTRACTS, & EXPENDITURES  
As of April 15, 2021

PROJECT NAME		CIP YEAR(S)	ALLOCATION	CONTINGENCY	CONTRACTED/		EXPENDITURES/		UNCONTRACTED	UNEXPENDED	DATE	# OF MONTHS	PROJECT	
PSC - #PID	PROJECT TYPE	IAC DATE			% CONTRACTED	% EXPENDED	% ALLOCATION	% CONTRACT			OF LAST	SINCE DATE OF		
LAST EXPENDITURE STATUS														
Queen Anne's County														
Bayside Elementary - SR-Generator 17.021.2018 -#9,868		2018 07/2017	\$139,871	\$3,497	\$139,871	100%	\$139,871	100%	\$3,497	\$-	06/2019	03/2020	13	<div></div> <div></div> <div></div> <div></div>
Bayside Elementary - SR-Roof 17.021.2012/2012SA/2020 -#10,115		2020 07/2019	\$248,000	\$0	\$0	0%	\$0	0%	\$248,000	\$-			0	<div></div>
Bayside Elementary - SR-Windows-Doors 17.021.2021 -#10,220		2021 06/2020	\$147,900	\$0	\$0	0%	\$0	0%	\$147,900	\$-			0	<div></div>
Church Hill Elementary - SR-Chiller 17.013.2019 -#9,953		2019 07/2018	\$86,426	\$2,161	\$86,426	100%	\$86,426	100%	\$2,161	\$-	04/2019	10/2019	18	<div></div> <div></div> <div></div> <div></div>
Church Hill Elementary - SR-Fire Safety 17.013.2020 -#10,117		2020 07/2019	\$113,000	\$0	\$0	0%	\$0	0%	\$113,000	\$-			0	<div></div>
Grasonville Elementary - C-Addition 17.009.2018 -#9,664		2017 LP 2018 07/2017	\$1,014,267	\$22,515	\$1,014,267	100%	\$1,014,267	100%	\$22,515	\$-	10/2019	11/2019	17	<div></div> <div></div> <div></div> <div></div>
Kent Island Elementary - SR-Roof 17.007.2020 -#10,116		2020 07/2019	\$312,000	\$0	\$0	0%	\$0	0%	\$312,000	\$-			0	<div></div>
Kent Island High - SR-Fire Safety 17.023.2018 -#9,864		2018 07/2017	\$338,000	\$0	\$338,000	100%	\$296,109	88%	\$-	\$41,891	06/2019	03/2021	1	<div></div> <div></div> <div></div>

**Project Status:**

LP Approved  Project Allocated  Project contracted  Project Expended  Project %Contracted and %Expended =100%, Months since last expenditure is greater than 12. Submission of Form 306.6 is due.

**Notes:**

1. Yellow highlighting indicates project has not been contracted within two years of the CIP allocation, per Education Article Section 5-303-(j)(3)(I).

2. Green highlighting indicates project has been contracted within the last 6 months, however no expenditures have been processed by the IAC.



INTERAGENCY COMMISSION ON SCHOOL CONSTRUCTION (IAC)  
PUBLIC SCHOOL CONSTRUCTION PROGRAM  
REPORT OF ACTIVE STATE PROJECT ALLOCATIONS, CONTRACTS, & EXPENDITURES  
As of April 15, 2021

PROJECT NAME PSC - #PID	PROJECT TYPE	CIP YEAR(S) IAC DATE	ALLOCATION	CONTINGENCY	CONTRACTED/ % CONTRACTED	EXPENDITURES/ % EXPENDED	UNCONTRACTED ALLOCATION	UNEXPENDED CONTRACT	DATE OF LAST CONTRACT ACTION	# OF MONTHS SINCE DATE OF LAST EXPENDITURE	PROJECT STATUS
Queen Anne's County											
Kent Island High - SR-Energy Management System (EMS) 17.023.2018 -#9,865		2018 07/2017	\$438,885	\$10,972	\$438,885 100%	\$274,601 63%	\$10,972	\$164,284	06/2019	03/2021	1 <div><div></div><div></div><div></div></div>
Kent Island High - SR-Chiller/Cooling Tower 17.023.2018/2019 -#9,954		2019 07/2018	\$671,160	\$0	\$671,160 100%	\$563,000 84%	\$-	\$108,160	06/2020	03/2021	1 <div><div></div><div></div><div></div></div>
Kent Island High - SR-Roof 17.023.2014/2021 -#10,223		2021 06/2020	\$552,073	\$0	\$0 0%	\$0 0%	\$552,073	\$-			0 <div><div></div></div>
Sudlersville Elementary - SR-Roof 17.014.2018 -#9,866		2018 07/2017	\$142,530	\$3,563	\$142,530 100%	\$142,530 100%	\$3,563	\$-	05/2018	09/2019	19 <div><div></div><div></div><div></div><div></div></div>
◆IAC received Form 306.6 Closeout summary on 03/09/21, pending staff action.											
Sudlersville Elementary - SR-Doors 17.014.2018 -#9,867		2018 07/2017	\$80,635	\$2,016	\$80,635 100%	\$80,635 100%	\$2,016	\$-	05/2018	10/2018	30 <div><div></div><div></div><div></div><div></div></div>
Sudlersville Elementary - SR-Chiller 17.014.2021 -#10,221		2021 06/2020	\$153,000	\$0	\$0 0%	\$0 0%	\$153,000	\$-			0 <div><div></div></div>
Sudlersville Elementary - SR-Fire Safety 17.014.2021 -#10,222		2021 06/2020	\$150,000	\$0	\$0 0%	\$0 0%	\$150,000	\$-			0 <div><div></div></div>
15 Active Projects	Queen Anne's County Total		\$4,587,747	\$44,724	\$2,911,774	\$2,597,439	\$1,720,697	\$314,335	5 Projects ready to Close		

**Project Status:**  
● LP Approved ● Project Allocated ● Project contracted ● Project Expended ● Project %Contracted and %Expended =100%, Months since last expenditure is greater than 12. Submission of Form 306.6 is due.

**Notes:** 1. Yellow highlighting indicates project has not been contracted within two years of the CIP allocation, per Education Article Section 5-303-(j)(3)(I).  
2. Green highlighting indicates project has been contracted within the last 6 months, however no expenditures have been processed by the IAC.



INTERAGENCY COMMISSION ON SCHOOL CONSTRUCTION (IAC)  
PUBLIC SCHOOL CONSTRUCTION PROGRAM  
REPORT OF ACTIVE STATE PROJECT ALLOCATIONS, CONTRACTS, & EXPENDITURES  
As of April 15, 2021

PROJECT NAME PSC - #PID	PROJECT TYPE	CIP YEAR(S) IAC DATE	ALLOCATION	CONTINGENCY	CONTRACTED/ % CONTRACTED	EXPENDITURES/ % EXPENDED	UNCONTRACTED ALLOCATION	UNEXPENDED CONTRACT	DATE OF LAST CONTRACT ACTION	# OF MONTHS SINCE DATE OF LAST EXPENDITURE	PROJECT STATUS
St. Mary's County											
Dynard Elementary - SR-Roof/HVAC 18.024.2021 -#10,224		2021 06/2020	\$4,395,000	\$0	\$0 0%	\$0 0%	\$4,395,000	\$-		0	●
Great Mills High - SR-Roof 18.020.2019/2020 -#10,032		2019, 2020 07/2018	\$1,137,281	\$0	\$1,137,281 100%	\$1,137,101 100%	\$-	\$180	05/2020	08/2020	8 ● ● ●
Green Holly Elementary - SR-Roof 18.022.2019 -#10,031		2019 07/2018	\$859,000	\$0	\$859,000 100%	\$859,000 100%	\$-	\$-	05/2020	09/2020	7 ● ● ●
Green Holly Elementary - SR-HVAC 18.022.2010/2013EEI/2020/2021 -#10,118		2020, 2021 07/2019	\$2,258,000	\$0	\$0 0%	\$0 0%	\$2,258,000	\$-		0	●
Hollywood Elementary - SR-Roof/HVAC/Fire Safety 18.026.2010/2018/2019/2020 -#9,870		2018, 2019, 2020 07/2017	\$3,837,280	\$0	\$3,837,280 100%	\$3,837,280 100%	\$-	\$-	06/2019	02/2020	14 ● ● ● ●
Park Hall Elementary - SR-Roof/HVAC 18.029.2016/2017/2018/2019/2020 -#9,869		2018, 2019, 2020 07/2017	\$4,046,080	\$0	\$4,046,080 100%	\$4,046,080 100%	\$-	\$-	06/2019	05/2020	11 ● ● ●
Park Hall Elementary - C-State Owned Relocatable 18.029.2012/2020 -#10,119		2020 07/2019	\$143,840	\$0	\$143,840 100%	\$143,840 100%	\$-	\$-	10/2019	11/2019	17 ● ● ● ●
◆IAC received Form 306.6 Closeout summary on 01/26/21, pending staff action.											
7 Active Projects	St. Mary's County Total		\$16,676,481	\$0	\$10,023,481	\$10,023,301	\$6,653,000	\$180	2 Projects ready to Close		

**Project Status:**  
● LP Approved ● Project Allocated ● Project contracted ● Project Expended ● Project %Contracted and %Expended =100%, Months since last expenditure is greater than 12. Submission of Form 306.6 is due.

**Notes:** 1. Yellow highlighting indicates project has not been contracted within two years of the CIP allocation, per Education Article Section 5-303-(j)(3)(I).  
2. Green highlighting indicates project has been contracted within the last 6 months, however no expenditures have been processed by the IAC.



INTERAGENCY COMMISSION ON SCHOOL CONSTRUCTION (IAC)  
PUBLIC SCHOOL CONSTRUCTION PROGRAM  
REPORT OF ACTIVE STATE PROJECT ALLOCATIONS, CONTRACTS, & EXPENDITURES  
As of April 15, 2021

PROJECT NAME		CIP YEAR(S)	ALLOCATION	CONTINGENCY	CONTRACTED/		EXPENDITURES/		UNCONTRACTED	UNEXPENDED	DATE	# OF MONTHS	PROJECT			
PSC - #PID	PROJECT TYPE	IAC DATE			% CONTRACTED	% EXPENDED	ALLOCATION	CONTRACT			OF LAST	SINCE DATE OF				
											CONTRACT	LAST				
											ACTION	EXPENDITURE		STATUS		
Somerset County																
Crisfield High - SR-Roof		2021	\$2,695,000	\$0	\$2,695,000	100%	\$2,482,154	92%	\$-	\$212,846	06/2020	03/2021	1	<div></div> <div></div> <div></div>		
19.004.2021 -#10,225		06/2020														
J. M. Tawes Technology & Career Center - C-Replacement		2016 LP	\$35,381,000	\$0	\$35,381,000	100%	\$35,381,000	100%	\$-	\$-	08/2019	02/2020	14	<div></div> <div></div> <div></div> <div></div>		
19.017.2012/2016/2018/2019/2020 -#9,521		2018, 2019, 2020														
		07/2017														
2 Active Projects			Somerset County Total	\$38,076,000	\$0	\$38,076,000	\$37,863,154	\$0	\$212,846	1 Projects ready to Close						

**Project Status:**

LP Approved  Project Allocated  Project contracted  Project Expended  Project %Contracted and %Expended =100%, Months since last expenditure is greater than 12. Submission of Form 306.6 is due.

**Notes:**

1. Yellow highlighting indicates project has not been contracted within two years of the CIP allocation, per Education Article Section 5-303-(j)(3)(I).

2. Green highlighting indicates project has been contracted within the last 6 months, however no expenditures have been processed by the IAC.



INTERAGENCY COMMISSION ON SCHOOL CONSTRUCTION (IAC)  
PUBLIC SCHOOL CONSTRUCTION PROGRAM  
REPORT OF ACTIVE STATE PROJECT ALLOCATIONS, CONTRACTS, & EXPENDITURES  
As of April 15, 2021

PROJECT NAME	CIP YEAR(S)	CONTRACTED/	EXPENDITURES/	UNCONTRACTED	UNEXPENDED	DATE	# OF MONTHS						
PSC - #PID	PROJECT TYPE	IAC DATE	ALLOCATION	CONTINGENCY	% CONTRACTED	% EXPENDED	ALLOCATION	CONTRACT	OF LAST	SINCE DATE OF	LAST	PROJECT	
Talbot County													
Easton Dobson Elementary - C-Replacement	2018 LP	\$20,362,611	\$0	\$20,125,478	99%	\$20,094,351	100%	\$237,133	\$31,127	03/2021	03/2021	1	<div><div></div><div></div><div></div></div>
20.021.2012SA/2016/2019/2020/2021 -#9,871	2019, 2020, 2021												
	07/2018												
1 Active Projects		Talbot County Total		\$20,362,611	\$0	\$20,125,478	\$20,094,351	\$237,133	\$31,127	0 Projects ready to Close			

**Project Status:**  
● LP Approved ● Project Allocated ● Project contracted ● Project Expended ● Project %Contracted and %Expended =100%, Months since last expenditure is greater than 12. Submission of Form 306.6 is due.

**Notes:**  
1. Yellow highlighting indicates project has not been contracted within two years of the CIP allocation, per Education Article Section 5-303-(j)(3)(I).  
2. Green highlighting indicates project has been contracted within the last 6 months, however no expenditures have been processed by the IAC.



INTERAGENCY COMMISSION ON SCHOOL CONSTRUCTION (IAC)  
PUBLIC SCHOOL CONSTRUCTION PROGRAM  
REPORT OF ACTIVE STATE PROJECT ALLOCATIONS, CONTRACTS, & EXPENDITURES  
As of April 15, 2021

PROJECT NAME PSC - #PID	PROJECT TYPE	CIP YEAR(S) IAC DATE	ALLOCATION	CONTINGENCY	CONTRACTED/ % CONTRACTED	EXPENDITURES/ % EXPENDED	UNCONTRACTED ALLOCATION	UNEXPENDED CONTRACT	DATE OF LAST CONTRACT ACTION	# OF MONTHS SINCE DATE OF LAST EXPENDITURE	PROJECT STATUS
Washington County											
Bester Elementary - C-Replacement 21.021.2013/2014HIGH PERF BOND/2014/2015 -#7,852		2012 LP 2013, 2014, 2015 07/2012	\$8,243,061	\$200,939	\$8,243,061 100%	\$8,243,061 100%	\$200,939	\$-	11/2016	02/2021 2	<div><div></div><div></div><div></div></div>
◆IAC received Form 306.6 Closeout summary on 06/23/17, pending staff action.											
Boonsboro Elementary - SR-Roof 21.027.2013/2020 -#10,120		2020 07/2019	\$997,000	\$0	\$997,000 100%	\$997,000 100%	\$-	\$-	08/2019	08/2020 8	<div><div></div><div></div><div></div></div>
◆IAC received Form 306.6 Closeout summary on 10/29/19, pending staff action.											
Boonsboro Middle - SR-Roof 21.010.2016 -#9,444		2016 07/2015	\$1,276,000	\$0	\$1,276,000 100%	\$1,276,000 100%	\$-	\$-	05/2016	08/2016 56	<div><div></div><div></div><div></div><div></div></div>
Clear Spring Elementary - SR-Roof 21.042.2018 -#9,873		2018 07/2017	\$586,389	\$14,660	\$586,389 100%	\$586,389 100%	\$14,660	\$-	05/2018	09/2018 31	<div><div></div><div></div><div></div><div></div></div>
◆IAC received Form 306.6 Closeout summary on 03/08/21, pending staff action.											
Fountain Rock Elementary - SR-Roof 21.043.2016 -#9,446		2016 07/2015	\$401,000	\$0	\$401,000 100%	\$401,000 100%	\$-	\$-	05/2016	08/2016 56	<div><div></div><div></div><div></div><div></div></div>
North Hagerstown High - SR-Chiller 21.024.2021 -#10,228		2021 06/2020	\$1,447,000	\$0	\$0 0%	\$0 0%	\$1,447,000	\$-		0	<div><div></div></div>
Sharpsburg Elementary - C-Replacement 21.019.2019/2020/2021 -#9,872		2018 LP 2019, 2020, 2021 07/2018	\$15,288,978	\$0	\$15,288,978 100%	\$15,288,978 100%	\$-	\$-	08/2020	02/2021 2	<div><div></div><div></div><div></div></div>
Smithburg High - SR-HVAC 21.026.2021 -#10,226		2021 06/2020	\$606,368	\$0	\$0 0%	\$0 0%	\$606,368	\$-		0	<div><div></div></div>

**Project Status:**  
● LP Approved ● Project Allocated ● Project contracted ● Project Expended ● Project %Contracted and %Expended =100%, Months since last expenditure is greater than 12. Submission of Form 306.6 is due.

**Notes:** 1. Yellow highlighting indicates project has not been contracted within two years of the CIP allocation, per Education Article Section 5-303-(j)(3)(I).  
2. Green highlighting indicates project has been contracted within the last 6 months, however no expenditures have been processed by the IAC.



INTERAGENCY COMMISSION ON SCHOOL CONSTRUCTION (IAC)  
PUBLIC SCHOOL CONSTRUCTION PROGRAM  
REPORT OF ACTIVE STATE PROJECT ALLOCATIONS, CONTRACTS, & EXPENDITURES  
As of April 15, 2021

PROJECT NAME PSC - #PID	PROJECT TYPE	CIP YEAR(S) IAC DATE	ALLOCATION	CONTINGENCY	CONTRACTED/ % CONTRACTED	EXPENDITURES/ % EXPENDED	UNCONTRACTED ALLOCATION	UNEXPENDED CONTRACT	DATE OF LAST CONTRACT ACTION	# OF MONTHS SINCE DATE OF LAST EXPENDITURE	PROJECT STATUS
Washington County											
South Hagerstown High - SR-Roof 21.020.2010/2014/2021 -#10,178		2020, 2021 07/2019	\$1,509,000	\$0	\$1,509,000 100%	\$1,509,000 100%	\$-	\$-	06/2020	11/2020	5 <div><div></div><div></div><div></div></div>
Urban Educational Campus - C-New 21.058.2015/2019/2020 -#9,955		2019 LP 2019, 2020 07/2018	\$10,238,115	\$0	\$10,238,115 100%	\$10,238,115 100%	\$-	\$-	08/2019	03/2020	13 <div><div></div><div></div><div></div><div></div></div>
Western Heights Middle - SR-Roof 21.003.2021 -#10,227		2021 06/2020	\$1,051,000	\$0	\$0 0%	\$0 0%	\$1,051,000	\$-			0 <div><div></div></div>
<u>11</u> Active Projects	Washington County Total		\$41,643,911	\$215,599	\$38,539,543	\$38,539,543	\$3,319,967	\$0	<u>4</u> Projects ready to Close		

**Project Status:**  

LP Approved  Project Allocated  Project contracted  Project Expended  Project %Contracted and %Expended =100%, Months since last expenditure is greater than 12. Submission of Form 306.6 is due.

**Notes:** 1. Yellow highlighting indicates project has not been contracted within two years of the CIP allocation, per Education Article Section 5-303-(j)(3)(I).  
2. Green highlighting indicates project has been contracted within the last 6 months, however no expenditures have been processed by the IAC.



INTERAGENCY COMMISSION ON SCHOOL CONSTRUCTION (IAC)  
PUBLIC SCHOOL CONSTRUCTION PROGRAM  
REPORT OF ACTIVE STATE PROJECT ALLOCATIONS, CONTRACTS, & EXPENDITURES  
As of April 15, 2021

PROJECT NAME		CIP YEAR(S)	ALLOCATION	CONTINGENCY	CONTRACTED/		EXPENDITURES/		UNCONTRACTED	UNEXPENDED	DATE	# OF MONTHS	PROJECT	
PSC - #PID	PROJECT TYPE	IAC DATE			% CONTRACTED	% EXPENDED	ALLOCATION	CONTRACT			OF LAST	SINCE DATE OF		CONTRACT
Wicomico County														
Beaver Run Elementary - C-Replacement 22.005.2012/2014ACI/2014/2020/2021 -#10,033		2019 LP 2020, 2021 07/2019	\$16,533,441	\$0	\$16,532,663	100%	\$10,138,191	61%	\$778	\$6,394,472	08/2020	02/2021	2	<div><div></div><div></div><div></div></div>
Bennett Middle - C-Replacement 22.030.2013/2014/2014HIGH PERF BOND/2015 -#7,575		2010 LP 2013, 2014, 2015 07/2012	\$30,521,000	\$0	\$30,521,000	100%	\$30,521,000	100%	\$-	\$-	05/2016	09/2015	67	<div><div></div><div></div><div></div><div></div></div>
Delmar Elementary - SR-Lighting 22.007.2013EEI -#9,046		2014 01/2013	\$42,000	\$0	\$39,565	94%	\$39,565	100%	\$2,435	\$-	11/2013	01/2014	87	<div><div></div><div></div><div></div></div> <div>◆IAC received Form 306.6 Closeout summary on 12/04/19, pending staff action.</div>
Delmar Elementary - C-Limited Renovation 22.007.2016/2019/2020 -#9,341		2015 LP 2019, 2020 07/2018	\$8,325,631	\$0	\$8,325,631	100%	\$8,325,631	100%	\$-	\$-	08/2019	09/2020	7	<div><div></div><div></div><div></div></div>
Fruitland Intermediate - SR-Lighting 22.017.2013EEI -#9,048		2014 01/2013	\$46,000	\$0	\$46,000	100%	\$46,000	100%	\$-	\$-	08/2013	10/2013	90	<div><div></div><div></div><div></div><div></div></div> <div>◆IAC received Form 306.6 Closeout summary on 01/29/15, pending staff action.</div>
Fruitland Primary - SR-Lighting 22.016.2013EEI -#9,047		2014 01/2013	\$35,000	\$0	\$29,906	85%	\$29,906	100%	\$5,094	\$-	11/2013	01/2014	87	<div><div></div><div></div><div></div></div> <div>◆IAC received Form 306.6 Closeout summary on 12/04/19, pending staff action.</div>
Glen Avenue Elementary - SR-Roof 22.010.2019 -#10,034		2019 07/2019	\$1,646,000	\$0	\$1,646,000	100%	\$1,646,000	100%	\$-	\$-	04/2019	01/2020	15	<div><div></div><div></div><div></div><div></div></div>
Mardela Middle/High - C-Renovation-Addition 22.018. -#10,268		2021 LP 0	\$0	\$0	\$0	0%	\$0	0%	\$-	\$-			0	<div><div></div></div>

**Project Status:**  
● LP Approved ● Project Allocated ● Project contracted ● Project Expended ● Project %Contracted and %Expended =100%, Months since last expenditure is greater than 12. Submission of Form 306.6 is due.

**Notes:** 1. Yellow highlighting indicates project has not been contracted within two years of the CIP allocation, per Education Article Section 5-303-(j)(3)(I).  
2. Green highlighting indicates project has been contracted within the last 6 months, however no expenditures have been processed by the IAC.



INTERAGENCY COMMISSION ON SCHOOL CONSTRUCTION (IAC)  
PUBLIC SCHOOL CONSTRUCTION PROGRAM  
REPORT OF ACTIVE STATE PROJECT ALLOCATIONS, CONTRACTS, & EXPENDITURES  
As of April 15, 2021

PROJECT NAME PSC - #PID	PROJECT TYPE	CIP YEAR(S) IAC DATE	ALLOCATION	CONTINGENCY	CONTRACTED/ % CONTRACTED	EXPENDITURES/ % EXPENDED	UNCONTRACTED ALLOCATION	UNEXPENDED CONTRACT	DATE OF LAST CONTRACT ACTION	# OF MONTHS SINCE DATE OF LAST EXPENDITURE	PROJECT STATUS
Wicomico County											
Mardela Middle/High - SR-Lighting 22.018.2013EEI -#9,044		2014 01/2013	\$51,000	\$0	\$41,848 82%	\$41,848 100%	\$9,152	\$-	12/2013	01/2014 87	<div><div></div><div></div><div></div></div>
◆IAC received Form 306.6 Closeout summary on 12/04/19, pending staff action.											
Parkside High - SR-Lighting 22.001.2013EEI -#9,041		2014 01/2013	\$71,000	\$0	\$67,755 95%	\$67,755 100%	\$3,245	\$-	04/2014	04/2014 84	<div><div></div><div></div><div></div></div>
◆IAC received Form 306.6 Closeout summary on 04/24/14, pending staff action.											
Parkside High - SR-Mechanical/HVAC 22.001.2014ACI/2014/2016/2017/2018 -#9,448		2016, 2017, 2018 07/2015	\$9,340,000	\$0	\$9,340,000 100%	\$9,340,000 100%	\$-	\$-	07/2017	11/2019 17	<div><div></div><div></div><div></div><div></div></div>
Parkside High - SR-Ceilings 22.001.2017/2018 -#9,676		2017, 2018 07/2016	\$4,455,000	\$0	\$4,455,000 100%	\$4,455,000 100%	\$-	\$-	07/2017	06/2019 22	<div><div></div><div></div><div></div><div></div></div>
Pinehurst Elementary - SR-Lighting 22.002.2013EEI -#9,045		2014 01/2013	\$28,000	\$0	\$28,000 100%	\$28,000 100%	\$-	\$-	11/2013	11/2013 89	<div><div></div><div></div><div></div><div></div></div>
◆IAC received Form 306.6 Closeout summary on 01/29/15, pending staff action.											
West Salisbury Elementary - C-Replacement 22.029.2015/2017/2018/2019 -#9,675		2017 LP 2017, 2018, 2019 07/2016	\$15,519,000	\$0	\$15,519,000 100%	\$14,772,105 95%	\$-	\$746,895	08/2018	03/2019 25	<div><div></div><div></div><div></div></div>
Wicomico High - SR-Lighting 22.009.2013EEI -#9,042		2014 01/2013	\$62,000	\$0	\$59,561 96%	\$59,561 100%	\$2,439	\$-	11/2013	11/2013 89	<div><div></div><div></div><div></div></div>
◆IAC received Form 306.6 Closeout summary on 12/04/19, pending staff action.											

**Project Status:**  
● LP Approved ● Project Allocated ● Project contracted ● Project Expended ● Project %Contracted and %Expended =100%, Months since last expenditure is greater than 12. Submission of Form 306.6 is due.

**Notes:** 1. Yellow highlighting indicates project has not been contracted within two years of the CIP allocation, per Education Article Section 5-303-(j)(3)(I).  
2. Green highlighting indicates project has been contracted within the last 6 months, however no expenditures have been processed by the IAC.



INTERAGENCY COMMISSION ON SCHOOL CONSTRUCTION (IAC)  
PUBLIC SCHOOL CONSTRUCTION PROGRAM  
REPORT OF ACTIVE STATE PROJECT ALLOCATIONS, CONTRACTS, & EXPENDITURES  
As of April 15, 2021

PROJECT NAME		CIP YEAR(S)	ALLOCATION	CONTINGENCY	CONTRACTED/		EXPENDITURES/		UNCONTRACTED	UNEXPENDED	DATE	# OF MONTHS	PROJECT					
PSC - #PID	PROJECT TYPE	IAC DATE			% CONTRACTED	% EXPENDED	OF LAST	SINCE DATE OF										
Wicomico County																		
Wicomico Middle - SR-Lighting 22.015.2013EEI -#9,043		2014 01/2013	\$43,000	\$0	\$43,000	100%	\$43,000	100%	\$-	\$-	09/2013	10/2013	90	<div><div></div><div></div><div></div><div></div></div>				
◆IAC received Form 306.6 Closeout summary on 01/29/15, pending staff action.																		
Wicomico Middle - SR-Roof 22.015.2017/2018 -#9,677		2017, 2018 07/2016	\$1,137,810	\$0	\$1,137,810	100%	\$1,137,810	100%	\$-	\$-	02/2018	06/2019	22	<div><div></div><div></div><div></div><div></div></div>				
17 Active Projects		Wicomico County Total		\$87,855,882	\$0	\$87,832,739	\$80,691,372	\$23,143	\$7,141,367	8 Projects ready to Close								

**Project Status:**  
● LP Approved ● Project Allocated ● Project contracted ● Project Expended ● Project %Contracted and %Expended =100%, Months since last expenditure is greater than 12. Submission of Form 306.6 is due.

**Notes:** 1. Yellow highlighting indicates project has not been contracted within two years of the CIP allocation, per Education Article Section 5-303-(j)(3)(I).  
2. Green highlighting indicates project has been contracted within the last 6 months, however no expenditures have been processed by the IAC.



INTERAGENCY COMMISSION ON SCHOOL CONSTRUCTION (IAC)  
PUBLIC SCHOOL CONSTRUCTION PROGRAM  
REPORT OF ACTIVE STATE PROJECT ALLOCATIONS, CONTRACTS, & EXPENDITURES  
As of April 15, 2021

PROJECT NAME PSC - #PID	PROJECT TYPE	CIP YEAR(S) IAC DATE	ALLOCATION	CONTINGENCY	CONTRACTED/ % CONTRACTED	EXPENDITURES/ % EXPENDED	UNCONTRACTED ALLOCATION	UNEXPENDED CONTRACT	DATE OF LAST CONTRACT ACTION	# OF MONTHS SINCE DATE OF LAST EXPENDITURE	PROJECT STATUS
Worcester County											
Pocomoke Middle - SR-Roof 23.011.2021 -#10,229		2021 06/2020	\$1,275,000	\$0	\$1,275,000 100%	\$0 0%	\$-	\$1,275,000	03/2021	0	<div><div></div><div></div></div>
Showell Elementary - C-Replacement 23.001.2019/2020 -#9,876		2018 LP 2019, 2020 07/2018	\$8,672,000	\$0	\$8,672,000 100%	\$8,672,000 100%	\$-	\$-	08/2019	11/2019 17	<div><div></div><div></div><div></div><div></div></div>
Stephen Decatur Middle - C-Addition 23.014. -#10,269		2021 LP 0	\$0	\$0	\$0 0%	\$0 0%	\$-	\$-		0	<div><div></div></div>
3 Active Projects	Worcester County Total		\$9,947,000	\$0	\$9,947,000	\$8,672,000	\$0	\$1,275,000	1 Projects ready to Close		

**Project Status:**  
● LP Approved ● Project Allocated ● Project contracted ● Project Expended ● Project %Contracted and %Expended =100%, Months since last expenditure is greater than 12. Submission of Form 306.6 is due.

**Notes:** 1. Yellow highlighting indicates project has not been contracted within two years of the CIP allocation, per Education Article Section 5-303-(j)(3)(I).  
2. Green highlighting indicates project has been contracted within the last 6 months, however no expenditures have been processed by the IAC.



INTERAGENCY COMMISSION ON SCHOOL CONSTRUCTION (IAC)  
PUBLIC SCHOOL CONSTRUCTION PROGRAM  
REPORT OF ACTIVE STATE PROJECT ALLOCATIONS, CONTRACTS, & EXPENDITURES  
As of April 15, 2021

PROJECT NAME PSC - #PID	PROJECT TYPE	CIP YEAR(S) IAC DATE	ALLOCATION	CONTINGENCY	CONTRACTED/ % CONTRACTED	EXPENDITURES/ % EXPENDED	UNCONTRACTED ALLOCATION	UNEXPENDED CONTRACT	DATE OF LAST CONTRACT ACTION	# OF MONTHS SINCE DATE OF LAST EXPENDITURE	PROJECT STATUS
Baltimore City											
#004 Steuart Hill Elementary - SR-Fire Safety 30.208.2015 -#9,346		2015 07/2014	\$237,150	\$0	\$237,150 100%	\$237,150 100%	\$-	\$-	06/2016	10/2017	42 <div><div></div><div></div><div></div><div></div></div>
◆IAC received Form 306.6 Closeout summary on 02/19/20, pending staff action.											
#010 James McHenry Elementary - SR-HVAC 30.197.2013/2015 -#9,283		2015 07/2014	\$1,995,780	\$0	\$1,995,780 100%	\$1,995,780 100%	\$-	\$-	05/2016	10/2017	42 <div><div></div><div></div><div></div><div></div></div>
#010 James McHenry Elementary - SR-Roof 30.197.2014/2016 -#9,459		2016 07/2015	\$1,240,000	\$0	\$1,240,000 100%	\$1,240,000 100%	\$-	\$-	06/2017	12/2017	40 <div><div></div><div></div><div></div><div></div></div>
◆IAC received Form 306.6 Closeout summary on 02/19/20, pending staff action.											
#010 James McHenry Elementary - SR-Fire Safety 30.197.2014/2016 -#9,460		2016 07/2015	\$876,000	\$0	\$876,000 100%	\$876,000 100%	\$-	\$-	05/2017	09/2019	19 <div><div></div><div></div><div></div><div></div></div>
#010 James McHenry Elementary - SR-Windows-Doors 30.197.2009/2016 -#9,932		2018 09/2017	\$585,000	\$0	\$585,000 100%	\$585,000 100%	\$-	\$-	12/2019	09/2020	7 <div><div></div><div></div><div></div></div>
#011 Eutaw-Marshburn Elementary - SR-Elevator 30.267.2017 -#9,732		2017 07/2016	\$268,000	\$0	\$268,000 100%	\$268,000 100%	\$-	\$-	08/2018	12/2019	16 <div><div></div><div></div><div></div><div></div></div>
#011 Eutaw-Marshburn Elementary - SR-Vertical Packaged Classroom Air Conditioning Units 30.267.2013EEI/2013/2014ACI/2020 -#10,122		2020 07/2019	\$1,253,640	\$0	\$0 0%	\$0 0%	\$1,253,640	\$-			0 <div><div></div></div>
#011 Eutaw-Marshburn Elementary - SR-Windows-Doors 30.267.2015/2020 -#10,128		2020 07/2019	\$1,212,720	\$0	\$0 0%	\$0 0%	\$1,212,720	\$-			0 <div><div></div></div>

**Project Status:**  

LP Approved  Project Allocated  Project contracted  Project Expended  Project %Contracted and %Expended =100%, Months since last expenditure is greater than 12. Submission of Form 306.6 is due.

**Notes:** 1. Yellow highlighting indicates project has not been contracted within two years of the CIP allocation, per Education Article Section 5-303-(j)(3)(I).  
2. Green highlighting indicates project has been contracted within the last 6 months, however no expenditures have been processed by the IAC.



INTERAGENCY COMMISSION ON SCHOOL CONSTRUCTION (IAC)  
PUBLIC SCHOOL CONSTRUCTION PROGRAM  
REPORT OF ACTIVE STATE PROJECT ALLOCATIONS, CONTRACTS, & EXPENDITURES  
As of April 15, 2021

PROJECT NAME PSC - #PID	PROJECT TYPE	CIP YEAR(S) IAC DATE	ALLOCATION	CONTINGENCY	CONTRACTED/ % CONTRACTED	EXPENDITURES/ % EXPENDED	UNCONTRACTED ALLOCATION	UNEXPENDED CONTRACT	DATE OF LAST CONTRACT ACTION	# OF MONTHS SINCE DATE OF LAST EXPENDITURE	PROJECT STATUS
Baltimore City											
#013 Tench Tilghman Elementary/Middle - SR-Fire Safety 30.144.2016 -#9,534		2016 07/2015	\$588,000	\$0	\$588,000 100%	\$588,000 100%	\$-	\$-	06/2017	04/2018	36 <div><div></div><div></div><div></div><div></div></div>
#013 Tench Tilghman Elementary/Middle - SR-Chiller 30.144.2019BC HVAC/2019BC HVAC DESIGN -#10,064		2019 12/2018	\$1,854,000	\$0	\$1,854,000 100%	\$1,700,502 92%	\$-	\$153,498	03/2020	01/2021	3 <div><div></div><div></div><div></div></div>
#016 Johnston Square Elementary - SR-Vertical Packaged Classroom Air Conditioning Units 30.234.2013/2014/2020 -#10,123		2020 07/2019	\$1,779,090	\$0	\$0 0%	\$0 0%	\$1,779,090	\$-			0 <div><div></div></div>
#021 Hilton Elementary - SR-Fire Safety 30.254.2012SA -#8,048		2012 12/2012	\$264,313	\$0	\$227,475 86%	\$201,842 89%	\$36,838	\$25,633	12/2012	09/2013	91 <div><div></div><div></div><div></div></div>
#021 Hilton Elementary - SR-Vertical Packaged Classroom Air Conditioning Units 30.254.2014 -#10,156		2020 03/2019	\$1,041,600	\$0	\$1,041,600 100%	\$1,041,600 100%	\$-	\$-	06/2019	03/2020	13 <div><div></div><div></div><div></div><div></div></div>
#022 George Washington Elementary - SR-Elevator 30.177.2016 -#9,546		2016 07/2015	\$214,433	\$0	\$214,433 100%	\$214,433 100%	\$-	\$-	06/2017	05/2018	35 <div><div></div><div></div><div></div><div></div></div>
◆IAC received Form 306.6 Closeout summary on 02/21/20, pending staff action.											
#022 George Washington Elementary - SR-Roof 30.177.2016/2017 -#10,242		2021 06/2020	\$3,994,000	\$0	\$0 0%	\$0 0%	\$3,994,000	\$-			0 <div><div></div></div>
#023 General Wolfe Primary - SR-Windows-Doors 30.016.2012SA -#9,476		2015 04/2015	\$271,441	\$0	\$271,441 100%	\$271,441 100%	\$-	\$-	01/2016	05/2017	47 <div><div></div><div></div><div></div><div></div></div>
◆IAC received Form 306.6 Closeout summary on 03/06/20, pending staff action.											

**Project Status:**  
● LP Approved ● Project Allocated ● Project contracted ● Project Expended ● Project %Contracted and %Expended =100%, Months since last expenditure is greater than 12. Submission of Form 306.6 is due.

**Notes:** 1. Yellow highlighting indicates project has not been contracted within two years of the CIP allocation, per Education Article Section 5-303-(j)(3)(I).  
2. Green highlighting indicates project has been contracted within the last 6 months, however no expenditures have been processed by the IAC.



INTERAGENCY COMMISSION ON SCHOOL CONSTRUCTION (IAC)  
PUBLIC SCHOOL CONSTRUCTION PROGRAM  
REPORT OF ACTIVE STATE PROJECT ALLOCATIONS, CONTRACTS, & EXPENDITURES  
As of April 15, 2021

Page 83 of 106

PROJECT NAME PSC - #PID	PROJECT TYPE	CIP YEAR(S) IAC DATE	ALLOCATION	CONTINGENCY	CONTRACTED/ % CONTRACTED	EXPENDITURES/ % EXPENDED	UNCONTRACTED ALLOCATION	UNEXPENDED CONTRACT	DATE OF LAST CONTRACT ACTION	# OF MONTHS SINCE DATE OF LAST EXPENDITURE	PROJECT STATUS	
Baltimore City												
#027 Commodore John Rodgers PK-8 - SR-Chiller 30.017.2019BC HVAC/2019BC HVAC DESIGN -#10,134		2019 02/2019	\$1,120,000	\$0	\$1,120,000 100%	\$1,000,000 89%		\$-	\$120,000	04/2020	12/2020 4	<div><div></div><div></div><div></div></div>
#029 Matthew A. Henson Elementary - SR-Fire Safety 30.242.2015 -#9,279		2015 07/2014	\$190,757	\$0	\$190,757 100%	\$164,513 86%		\$-	\$26,244	03/2016	05/2018 35	<div><div></div><div></div><div></div></div>
#029 Matthew A. Henson Elementary - SR-Vertical Packaged Classroom Air Conditioning Units 30.242.2016 -#10,157		2020 03/2019	\$981,150	\$0	\$981,150 100%	\$981,150 100%		\$-	\$-	06/2019	03/2020 13	<div><div></div><div></div><div></div><div></div></div>
#035 Harlem Park Elementary - SR-Roof 30.277.2009 -#7,319		0 LP 2009 06/2010	\$1,900,793	\$0	\$1,900,793 100%	\$1,808,348 95%		\$-	\$92,445	10/2010	05/2011 119	<div><div></div><div></div><div></div></div>
#035 Harlem Park PK-8 - SR-Lighting 30.277.2013EEI -#9,056		2014 01/2013	\$21,000	\$0	\$21,000 100%	\$19,649 94%		\$-	\$1,351	05/2014	12/2014 76	<div><div></div><div></div><div></div></div>
◆IAC received Form 306.6 Closeout summary on 11/04/16, pending staff action.												
#035 Harlem Park PK-8 - SR-Fire Safety 30.277.2015 -#9,275		2015 07/2014	\$240,000	\$0	\$240,000 100%	\$240,000 100%		\$-	\$-	03/2016	12/2017 40	<div><div></div><div></div><div></div><div></div></div>
#035 Harlem Park PK-8 - SR-HVAC 30.277.2014/2016/2021 -#10,231		2021 06/2020	\$5,952,000	\$0	\$0 0%	\$0 0%	\$5,952,000	\$-			0	<div><div></div></div>
#039 Dallas F. Nicholas, Sr. Elementary - SR-HVAC 30.020.2014ACI/2015 -#9,282		2015 07/2014	\$1,336,000	\$0	\$1,336,000 100%	\$1,336,000 100%		\$-	\$-	06/2016	10/2017 42	<div><div></div><div></div><div></div><div></div></div>

Project Status:

● LP Approved ● Project Allocated ● Project contracted ● Project Expended ● Project %Contracted and %Expended =100%, Months since last expenditure is greater than 12. Submission of Form 306.6 is due.

- Notes:
1. Yellow highlighting indicates project has not been contracted within two years of the CIP allocation, per Education Article Section 5-303-(j)(3)(I).
  2. Green highlighting indicates project has been contracted within the last 6 months, however no expenditures have been processed by the IAC.

IAC MEETING 04/29/2019



INTERAGENCY COMMISSION ON SCHOOL CONSTRUCTION (IAC)  
PUBLIC SCHOOL CONSTRUCTION PROGRAM  
REPORT OF ACTIVE STATE PROJECT ALLOCATIONS, CONTRACTS, & EXPENDITURES  
As of April 15, 2021

PROJECT NAME PSC - #PID	PROJECT TYPE	CIP YEAR(S) IAC DATE	ALLOCATION	CONTINGENCY	CONTRACTED/ % CONTRACTED	EXPENDITURES/ % EXPENDED	UNCONTRACTED ALLOCATION	UNEXPENDED CONTRACT	DATE OF LAST CONTRACT ACTION	# OF MONTHS SINCE DATE OF LAST EXPENDITURE	PROJECT STATUS
Baltimore City											
#039 Dallas F. Nicholas, Sr. Elementary - SR-Mechanical 30.020.2012SA -#9,477		2015 04/2015	\$20,968	\$0	\$20,968 100%	\$20,968 100%	\$-	\$-	06/2018	06/2018	34 <div><div></div><div></div><div></div><div></div></div>
#039 Dallas F. Nicholas, Sr. Elementary - SR-Fire Safety 30.020.2016 -#9,537		2016 07/2015	\$199,950	\$0	\$199,950 100%	\$199,950 100%	\$-	\$-	06/2017	07/2018	33 <div><div></div><div></div><div></div><div></div></div>
◆IAC received Form 306.6 Closeout summary on 02/21/20, pending staff action.											
#045 Federal Hill Prep PK-5 - SR-HVAC 30.023.2015 -#9,267		2015 07/2014	\$872,340	\$0	\$872,340 100%	\$872,340 100%	\$-	\$-	06/2016	09/2017	43 <div><div></div><div></div><div></div><div></div></div>
#045 Federal Hill Prep PK-5 - SR-Fire Safety 30.023.2012SA/2017 -#9,957		2019 01/1900	\$754,732	\$0	\$754,732 100%	\$754,731 100%	\$-	\$1	12/2019	04/2021	0 <div><div></div><div></div><div></div></div>
#045 Federal Hill Prep PK-5 - SR-HVAC 30.023.2018 -#10,055		2019 10/2018	\$4,247,176	\$0	\$4,247,176 100%	\$4,118,017 97%	\$-	\$129,159	12/2019	04/2021	0 <div><div></div><div></div><div></div></div>
#045 Federal Hill Prep PK-5 - SR-Roof 30.023.2021 -#10,241		2021 06/2020	\$2,296,000	\$0	\$0 0%	\$0 0%	\$2,296,000	\$-			0 <div><div></div></div>
#045 Federal Hill Prep PK-5 - SR-Elevator 30.023.2018 -#10,250		2021 06/2020	\$446,000	\$0	\$0 0%	\$0 0%	\$446,000	\$-			0 <div><div></div></div>
#047 Hampstead Hill Academy PK-8 - SR-HVAC 30.025.2016 -#9,456		2016 07/2015	\$230,640	\$0	\$230,640 100%	\$230,640 100%	\$-	\$-	02/2017	05/2018	35 <div><div></div><div></div><div></div><div></div></div>

**Project Status:**  

LP Approved  Project Allocated  Project contracted  Project Expended  Project %Contracted and %Expended =100%, Months since last expenditure is greater than 12. Submission of Form 306.6 is due.

**Notes:** 1. Yellow highlighting indicates project has not been contracted within two years of the CIP allocation, per Education Article Section 5-303-(j)(3)(I).  
2. Green highlighting indicates project has been contracted within the last 6 months, however no expenditures have been processed by the IAC.



INTERAGENCY COMMISSION ON SCHOOL CONSTRUCTION (IAC)  
PUBLIC SCHOOL CONSTRUCTION PROGRAM  
REPORT OF ACTIVE STATE PROJECT ALLOCATIONS, CONTRACTS, & EXPENDITURES  
As of April 15, 2021

PROJECT NAME PSC - #PID	PROJECT TYPE	CIP YEAR(S) IAC DATE	ALLOCATION	CONTINGENCY	CONTRACTED/ % CONTRACTED	EXPENDITURES/ % EXPENDED	UNCONTRACTED ALLOCATION	UNEXPENDED CONTRACT	DATE OF LAST CONTRACT ACTION	# OF MONTHS SINCE DATE OF LAST EXPENDITURE	PROJECT STATUS
Baltimore City											
#047 Hampstead Hill Academy PK-8 - SR-Fire Safety 30.025.2016 -#9,543		2016 07/2015	\$110,456	\$0	\$110,456 100%	\$110,456 100%	\$-	\$-	06/2017	07/2018	33 <div><div></div><div></div><div></div><div></div></div>
◆IAC received Form 306.6 Closeout summary on 02/21/20, pending staff action.											
#047 Hampstead Hill Academy PK-8 - SR-Roof 30.025.2017/2018 -#9,743		2017, 2018 07/2016	\$419,543	\$0	\$419,543 100%	\$419,543 100%	\$-	\$-	08/2018	09/2019	19 <div><div></div><div></div><div></div><div></div></div>
#049 Northeast Middle - C-Renovation 30.137. -#10,271		2021 LP 0	\$0	\$0	\$0 0%	\$0 0%	\$-	\$-			0 <div><div></div></div>
#049 Northeast Middle - SR-Mechanical 30.137.2012SA -#9,558		2016 08/2015	\$250,000	\$0	\$88,788 36%	\$76,868 87%	\$161,212	\$11,920	06/2017	11/2018	29 <div><div></div><div></div><div></div></div>
#053 Margaret Brent PK-8 - SR-HVAC 30.029.2015 -#9,349		2015 07/2014	\$1,270,380	\$0	\$1,270,380 100%	\$1,270,380 100%	\$-	\$-	06/2016	12/2018	28 <div><div></div><div></div><div></div><div></div></div>
#053 Margaret Brent PK-8 - SR-Fire Safety 30.029.2016 -#9,541		2016 07/2015	\$190,485	\$0	\$190,485 100%	\$175,217 92%	\$-	\$15,268	06/2017	09/2019	19 <div><div></div><div></div><div></div></div>
◆IAC received Form 306.6 Closeout summary on 03/03/20, pending staff action.											
#053 Margaret Brent PK-8 - SR-Cooling Tower 30.029.2019BC HVAC DESIGN/2019BC HVAC -#10,062		2019 12/2018	\$1,066,800	\$0	\$1,066,800 100%	\$1,000,000 94%	\$-	\$66,800	12/2019	11/2020	5 <div><div></div><div></div><div></div></div>
#054 Barclay PK-8 - SR-Roof 30.260.2021 -#10,243		2021 06/2020	\$1,267,000	\$0	\$0 0%	\$0 0%	\$1,267,000	\$-			0 <div><div></div></div>

**Project Status:**  

LP Approved  Project Allocated  Project contracted  Project Expended  Project %Contracted and %Expended =100%, Months since last expenditure is greater than 12. Submission of Form 306.6 is due.

**Notes:** 1. Yellow highlighting indicates project has not been contracted within two years of the CIP allocation, per Education Article Section 5-303-(j)(3)(I).  
2. Green highlighting indicates project has been contracted within the last 6 months, however no expenditures have been processed by the IAC.



INTERAGENCY COMMISSION ON SCHOOL CONSTRUCTION (IAC)  
PUBLIC SCHOOL CONSTRUCTION PROGRAM  
REPORT OF ACTIVE STATE PROJECT ALLOCATIONS, CONTRACTS, & EXPENDITURES  
As of April 15, 2021

Page 86 of 106

PROJECT NAME PSC - #PID	PROJECT TYPE	CIP YEAR(S) IAC DATE	ALLOCATION	CONTINGENCY	CONTRACTED/ % CONTRACTED	EXPENDITURES/ % EXPENDED	UNCONTRACTED ALLOCATION	UNEXPENDED CONTRACT	DATE OF LAST CONTRACT ACTION	# OF MONTHS SINCE DATE OF LAST EXPENDITURE	PROJECT STATUS
Baltimore City											
#055 Hampden PK-8 - SR-HVAC 30.030.2015 -#9,350		2015 07/2014	\$1,240,000	\$0	\$1,240,000 100%	\$1,240,000 100%	\$-	\$-	04/2016	12/2017	40 ●●●●
#055 Hampden PK-8 - SR-Fire Safety 30.030.2016 -#9,539		2016 07/2015	\$195,300	\$0	\$195,300 100%	\$195,300 100%	\$-	\$-	06/2017	07/2018	33 ●●●● ◆IAC received Form 306.6 Closeout summary on 03/03/20, pending staff action.
#060 Gwynns Falls Elementary - SR-HVAC 30.261.2014 -#9,170		2014 07/2013	\$2,613,000	\$0	\$2,613,000 100%	\$2,613,000 100%	\$-	\$-	01/2016	11/2016	53 ●●●●
#060 Gwynns Falls Elementary - SR-Boiler 30.261.2019BC HVAC -#10,150		2019 02/2019	\$67,711	\$0	\$67,711 100%	\$67,711 100%	\$-	\$-	12/2019	02/2021	2 ●●●
#063 Rosemont PK-8 - SR-Roof 30.127.2016 -#9,452		2016 07/2015	\$716,100	\$0	\$716,100 100%	\$716,100 100%	\$-	\$-	06/2017	06/2019	22 ●●●● ◆IAC received Form 306.6 Closeout summary on 03/03/20, pending staff action.
#063 Rosemont PK-8 - SR-Fire Safety 30.127.2016 -#9,529		2016 07/2015	\$290,862	\$0	\$290,862 100%	\$290,862 100%	\$-	\$-	06/2017	03/2020	13 ●●●●
#064 Liberty Elementary - SR-Unit Ventilators (UV) 30.135.2019BC HVAC/2019BC HVAC DESIGN -#10,144		2019 02/2019	\$1,086,400	\$0	\$1,086,400 100%	\$806,955 74%	\$-	\$279,445	03/2020	03/2021	1 ●●●
#076 Francis Scott Key Elementary/Middle - SR-HVAC 30.181.2012/2014 -#9,063		2014 07/2013	\$1,624,710	\$0	\$1,624,710 100%	\$1,624,710 100%	\$-	\$-	06/2015	11/2016	53 ●●●●

**Project Status:**  
● LP Approved ● Project Allocated ● Project contracted ● Project Expended ● Project %Contracted and %Expended =100%, Months since last expenditure is greater than 12. Submission of Form 306.6 is due.

**Notes:** 1. Yellow highlighting indicates project has not been contracted within two years of the CIP allocation, per Education Article Section 5-303-(j)(3)(I).  
2. Green highlighting indicates project has been contracted within the last 6 months, however no expenditures have been processed by the IAC.

IAC MEETING 04/29/2019



INTERAGENCY COMMISSION ON SCHOOL CONSTRUCTION (IAC)  
PUBLIC SCHOOL CONSTRUCTION PROGRAM  
REPORT OF ACTIVE STATE PROJECT ALLOCATIONS, CONTRACTS, & EXPENDITURES  
As of April 15, 2021

PROJECT NAME PSC - #PID	PROJECT TYPE	CIP YEAR(S) IAC DATE	ALLOCATION	CONTINGENCY	CONTRACTED/ % CONTRACTED	EXPENDITURES/ % EXPENDED	UNCONTRACTED ALLOCATION	UNEXPENDED CONTRACT	DATE OF LAST CONTRACT ACTION	# OF MONTHS SINCE DATE OF LAST EXPENDITURE	PROJECT STATUS
Baltimore City											
#076 Francis Scott Key Elementary/Middle - SR-Windows 30.181.2017 -#9,682		2017 07/2016	\$280,000	\$0	\$280,000 100%	\$280,000 100%	\$-	\$-	08/2018	04/2019 24	<div><div></div><div></div><div></div><div></div></div>
#078 Harlem Park Elementary/Middle - SR-Boiler 30.274.2019BC HVAC -#10,065		2019 01/2019	\$19,630	\$0	\$19,630 100%	\$19,630 100%	\$-	\$-	12/2019	02/2021 2	<div><div></div><div></div><div></div></div>
#078 Harlem Park Elementary/Middle - SR-Boiler 30.274.2019BC HVAC DESIGN/2019BC HVAC -#10,142		2019 02/2019	\$1,158,423	\$0	\$1,158,423 100%	\$124,498 11%	\$-	\$1,033,925	08/2020	02/2021 2	<div><div></div><div></div><div></div></div>
#078 Harlem Park Elementary/Middle - SR-Vertical Packaged Classroom Air Conditioning Units 30.274.2012/2016/2020 -#10,124		2020 07/2019	\$2,264,550	\$0	\$2,264,550 100%	\$2,264,550 100%	\$-	\$-	04/2020	10/2020 6	<div><div></div><div></div><div></div></div>
#078 Harlem Park Elementary/Middle - SR-Elevator 30.274.2021 -#10,233		2021 06/2020	\$446,000	\$0	\$446,000 100%	\$69,179 16%	\$-	\$376,821	08/2020	02/2021 2	<div><div></div><div></div><div></div></div>
#079 William H. Lemmel Building - SR-Elevator 30.040.2014 -#9,069		2014 07/2013	\$253,806	\$0	\$253,806 100%	\$253,806 100%	\$-	\$-	05/2015	12/2016 52	<div><div></div><div></div><div></div><div></div></div> <div>◆IAC received Form 306.6 Closeout summary on 03/05/20, pending staff action.</div>
#080 West Baltimore Building - SR-Elevator 30.237.2014 -#9,168		2014 07/2013	\$260,000	\$0	\$260,000 100%	\$260,000 100%	\$-	\$-	05/2015	12/2016 52	<div><div></div><div></div><div></div><div></div></div> <div>◆IAC received Form 306.6 Closeout summary on 03/05/20, pending staff action.</div>
#080 West Baltimore Building - SR-Underground Storage Tank (UST) 30.237.2012SA -#9,750		2017 12/2016	\$224,950	\$0	\$224,950 100%	\$224,950 100%	\$-	\$-	04/2018	12/2018 28	<div><div></div><div></div><div></div><div></div></div>

**Project Status:**  
● LP Approved ● Project Allocated ● Project contracted ● Project Expended ● Project %Contracted and %Expended =100%, Months since last expenditure is greater than 12. Submission of Form 306.6 is due.

**Notes:** 1. Yellow highlighting indicates project has not been contracted within two years of the CIP allocation, per Education Article Section 5-303-(j)(3)(I).  
2. Green highlighting indicates project has been contracted within the last 6 months, however no expenditures have been processed by the IAC.



INTERAGENCY COMMISSION ON SCHOOL CONSTRUCTION (IAC)  
PUBLIC SCHOOL CONSTRUCTION PROGRAM  
REPORT OF ACTIVE STATE PROJECT ALLOCATIONS, CONTRACTS, & EXPENDITURES  
As of April 15, 2021

PROJECT NAME PSC - #PID	PROJECT TYPE	CIP YEAR(S) IAC DATE	ALLOCATION	CONTINGENCY	CONTRACTED/ % CONTRACTED	EXPENDITURES/ % EXPENDED	UNCONTRACTED ALLOCATION	UNEXPENDED CONTRACT	DATE OF LAST CONTRACT ACTION	# OF MONTHS SINCE DATE OF LAST EXPENDITURE	PROJECT STATUS
Baltimore City											
#081 North Bend PK-8 - SR-Elevator 30.041.2014 -#9,068		2014 07/2013	\$203,586	\$0	\$203,586 100%	\$203,586 100%	\$-	\$-	05/2015	08/2016	56 <div><div></div><div></div><div></div><div></div></div>
◆IAC received Form 306.6 Closeout summary on 03/05/20, pending staff action.											
#081 North Bend PK-8 - SR-HVAC 30.041.2017 -#10,053		2019 10/2018	\$1,760,000	\$0	\$0 0%	\$0 0%	\$1,760,000	\$-			0 <div><div></div></div>
#081 North Bend PK-8 - SR-Fire Safety 30.041.2015/2020 -#10,129		2020 07/2019	\$534,480	\$0	\$0 0%	\$0 0%	\$534,480	\$-			0 <div><div></div></div>
#083 William Paca Elementary - SR-Fire Safety 30.042.2016 -#9,540		2016 07/2015	\$162,750	\$0	\$162,750 100%	\$162,750 100%	\$-	\$-	05/2017	12/2017	40 <div><div></div><div></div><div></div><div></div></div>
◆IAC received Form 306.6 Closeout summary on 03/05/20, pending staff action.											
#084 Thomas Johnson Elementary - SR-Air Handling Unit (AHU) 30.044.2019BC HVAC/2019BC HVAC DESIGN -#10,145		2019 02/2019	\$714,392	\$0	\$714,392 100%	\$35,000 5%	\$-	\$679,392	02/2021		0 <div><div></div><div></div><div></div></div>
#084 Thomas Johnson Elementary - SR-Elevator 30.044.2018 -#10,272		2021 01/2021	\$466,000	\$0	\$0 0%	\$0 0%	\$466,000	\$-			0 <div><div></div></div>
#084 Thomas Johnson PK-8 - SR-Boiler 30.044.2013/2013EEI -#8,437		2013 07/2012	\$450,727	\$0	\$450,727 100%	\$450,727 100%	\$-	\$-	04/2016	10/2016	54 <div><div></div><div></div><div></div><div></div></div>
◆IAC received Form 306.6 Closeout summary on 02/23/16, pending staff action.											
#084 Thomas Johnson PK-8 - SR-Fire Safety 30.044.2016 -#9,538		2016 07/2015	\$159,627	\$0	\$159,627 100%	\$159,627 100%	\$-	\$-	05/2017	12/2019	16 <div><div></div><div></div><div></div><div></div></div>

**Project Status:**  

LP Approved  Project Allocated  Project contracted  Project Expended  Project %Contracted and %Expended =100%, Months since last expenditure is greater than 12. Submission of Form 306.6 is due.

**Notes:** 1. Yellow highlighting indicates project has not been contracted within two years of the CIP allocation, per Education Article Section 5-303-(j)(3)(I).  
2. Green highlighting indicates project has been contracted within the last 6 months, however no expenditures have been processed by the IAC.



INTERAGENCY COMMISSION ON SCHOOL CONSTRUCTION (IAC)  
PUBLIC SCHOOL CONSTRUCTION PROGRAM  
REPORT OF ACTIVE STATE PROJECT ALLOCATIONS, CONTRACTS, & EXPENDITURES  
As of April 15, 2021

PROJECT NAME PSC - #PID	PROJECT TYPE	CIP YEAR(S) IAC DATE	ALLOCATION	CONTINGENCY	CONTRACTED/ % CONTRACTED	EXPENDITURES/ % EXPENDED	UNCONTRACTED ALLOCATION	UNEXPENDED CONTRACT	DATE OF LAST CONTRACT ACTION	# OF MONTHS SINCE DATE OF LAST EXPENDITURE	PROJECT STATUS
Baltimore City											
#086 Lakewood Early Learning Center - SR-Roof 30.269.2017/2018 -#9,745		2017, 2018 07/2016	\$333,000	\$0	\$333,000 100%	\$333,000 100%	\$-	\$-	08/2018	06/2019	22 <div><div></div><div></div><div></div><div></div></div>
#086 Lakewood Early Learning Center - SR-Vertical Packaged Classroom Air Conditioning Units 30.269.2016 -#9,883		2018 01/2017	\$234,000	\$0	\$234,000 100%	\$234,000 100%	\$-	\$-	05/2018	12/2018	28 <div><div></div><div></div><div></div><div></div></div>
#087 Windsor Hills PK-8 - SR-Boiler 30.045.2012SA -#9,478		2015 04/2015	\$326,000	\$0	\$326,000 100%	\$309,838 95%	\$-	\$16,162	01/2016	12/2018	28 <div><div></div><div></div><div></div></div>
#087 Windsor Hills PK-8 - SR-Windows 30.045.2016 -#9,451		2016 07/2015	\$825,000	\$0	\$825,000 100%	\$825,000 100%	\$-	\$-	06/2017	05/2018	35 <div><div></div><div></div><div></div><div></div></div>
#087 Windsor Hills PK-8 - SR-Elevator 30.045.2017 -#9,734		2017 07/2016	\$208,000	\$0	\$208,000 100%	\$208,000 100%	\$-	\$-	08/2018	09/2019	19 <div><div></div><div></div><div></div><div></div></div>
#087 Windsor Hills PK-8 - SR-Chiller 30.045.2019BC HVAC/2019BC HVAC DESIGN -#10,146		2019 02/2019	\$2,630,000	\$0	\$2,630,000 100%	\$144,000 5%	\$-	\$2,486,000	02/2021	03/2021	1 <div><div></div><div></div><div></div></div>
#093 Professional Development Center - SR-Asphalt/Concrete 30.209.2012SA -#10,045		2019 08/2018	\$165,000	\$0	\$165,000 100%	\$132,000 80%	\$-	\$33,000	03/2019	11/2019	17 <div><div></div><div></div><div></div></div>
#095 Franklin Square PK-8 - SR-Fire Safety 30.243.2015 -#9,277		2015 07/2014	\$233,430	\$0	\$233,430 100%	\$233,430 100%	\$-	\$-	06/2016	02/2018	38 <div><div></div><div></div><div></div><div></div></div>

**Project Status:**  

LP Approved  Project Allocated  Project contracted  Project Expended  Project %Contracted and %Expended =100%, Months since last expenditure is greater than 12. Submission of Form 306.6 is due.

**Notes:** 1. Yellow highlighting indicates project has not been contracted within two years of the CIP allocation, per Education Article Section 5-303-(j)(3)(I).  
2. Green highlighting indicates project has been contracted within the last 6 months, however no expenditures have been processed by the IAC.



INTERAGENCY COMMISSION ON SCHOOL CONSTRUCTION (IAC)  
PUBLIC SCHOOL CONSTRUCTION PROGRAM  
REPORT OF ACTIVE STATE PROJECT ALLOCATIONS, CONTRACTS, & EXPENDITURES  
As of April 15, 2021

Page 90 of 106

PROJECT NAME PSC - #PID	PROJECT TYPE	CIP YEAR(S) IAC DATE	ALLOCATION	CONTINGENCY	CONTRACTED/ % CONTRACTED	EXPENDITURES/ % EXPENDED	UNCONTRACTED ALLOCATION	UNEXPENDED CONTRACT	DATE OF LAST CONTRACT ACTION	# OF MONTHS SINCE DATE OF LAST EXPENDITURE	PROJECT STATUS
Baltimore City											
#095 Franklin Square PK-8 - SR-HVAC/Windows/Doors 30.243.2016/2021 -#10,232		2021 06/2020	\$6,720,000	\$0	\$0 0%	\$0	0%	\$6,720,000	\$-	0	●
#097 Collington Square PK-8 - SR-Vertical Packaged Classroom Air Conditioning Units 30.053.2015/2016/2020 -#10,126		2020 07/2019	\$1,253,640	\$0	\$0 0%	\$0	0%	\$1,253,640	\$-	0	●
#097 Collington Square PK-8 - SR-Fire Safety 30.053.2021 -#10,237		2021 06/2020	\$288,000	\$0	\$0 0%	\$0	0%	\$288,000	\$-	0	●
#105A Moravia Park PK-5 - SR-Fire Safety 30.057.2015 -#9,269		2015 07/2014	\$204,665	\$0	\$204,665 100%	\$204,665 100%	\$-	\$-	06/2016	09/2017	43 ● ● ● ●
#105A Moravia Park PK-5 - SR-Roof 30.057.2014/2016 -#9,522		2016 07/2015	\$1,483,000	\$0	\$1,483,000 100%	\$1,483,000 100%	\$-	\$-	06/2017	12/2017	40 ● ● ● ●
#105A Moravia Park PK-5 - SR-Windows 30.057.2016 -#9,523		2016 07/2015	\$409,386	\$0	\$409,386 100%	\$409,386 100%	\$-	\$-	06/2017	09/2018	31 ● ● ● ●
#105B Moravia Park Elementary/ Middle - SR-Air Conditioning 30.232.2014ACI -#9,187		2014 09/2013	\$2,475,706	\$0	\$2,475,706 100%	\$2,475,706 100%	\$-	\$-	04/2015	11/2016	53 ● ● ● ●
◆IAC received Form 306.6 Closeout summary on 03/13/20, pending staff action.											
#122 Samuel Coleridge Taylor Elementary - SR-HVAC 30.203.2019 -#10,035		2019 07/2018	\$6,615,000	\$0	\$6,615,000 100%	\$6,436,499 97%	\$-	\$178,501	06/2019	12/2020	4 ● ● ●

Project Status:

● LP Approved ● Project Allocated ● Project contracted ● Project Expended ● Project %Contracted and %Expended =100%, Months since last expenditure is greater than 12. Submission of Form 306.6 is due.

- Notes:
1. Yellow highlighting indicates project has not been contracted within two years of the CIP allocation, per Education Article Section 5-303-(j)(3)(I).
  2. Green highlighting indicates project has been contracted within the last 6 months, however no expenditures have been processed by the IAC.

IAC MEETING 04/29/2019

- 188 -



INTERAGENCY COMMISSION ON SCHOOL CONSTRUCTION (IAC)  
PUBLIC SCHOOL CONSTRUCTION PROGRAM  
REPORT OF ACTIVE STATE PROJECT ALLOCATIONS, CONTRACTS, & EXPENDITURES  
As of April 15, 2021

PROJECT NAME PSC - #PID	PROJECT TYPE	CIP YEAR(S) IAC DATE	ALLOCATION	CONTINGENCY	CONTRACTED/ % CONTRACTED	EXPENDITURES/ % EXPENDED	UNCONTRACTED ALLOCATION	UNEXPENDED CONTRACT	DATE OF LAST CONTRACT ACTION	# OF MONTHS SINCE DATE OF LAST EXPENDITURE	PROJECT STATUS
Baltimore City											
#122 Samuel Coleridge Taylor Elementary - SR-Fire Safety 30.203.2019 -#10,160		2019 06/2018	\$418,500	\$0	\$418,500 100%	\$390,300 93%	\$-	\$28,200	06/2018	04/2021 0	<div><div></div><div></div><div></div></div>
#125 Furman L. Templeton Elementary - SR-Elevator 30.061.2017 -#10,054		2019 10/2018	\$340,000	\$0	\$0 0%	\$0 0%	\$340,000	\$-			0 <div><div></div></div>
#125 Furman L. Templeton Elementary - SR-Roof 30.061.2021 -#10,240		2021 06/2020	\$1,958,000	\$0	\$0 0%	\$0 0%	\$1,958,000	\$-			0 <div><div></div></div>
#130 Booker T. Washington Building - SR-Elevator 30.168.2014 -#9,070		2014 07/2013	\$276,000	\$0	\$276,000 100%	\$276,000 100%	\$-	\$-	05/2015	07/2017 45	<div><div></div><div></div><div></div><div></div></div>
◆IAC received Form 306.6 Closeout summary on 03/06/20, pending staff action.											
#130 Booker T. Washington Building - SR-Windows-Doors 30.168.2014 -#9,077		2014 07/2013	\$2,749,168	\$0	\$2,749,168 100%	\$2,749,168 100%	\$-	\$-	05/2015	12/2018 28	<div><div></div><div></div><div></div><div></div></div>
#130 Booker T. Washington Middle - SR-Roof 30.168.2017 -#10,056		2019 10/2018	\$4,800,000	\$0	\$0 0%	\$0 0%	\$4,800,000	\$-			0 <div><div></div></div>
#134 Walter P. Carter PK-8 - SR-Chiller 30.064.2013/2013EEI -#8,448		2013 07/2012	\$655,000	\$0	\$655,000 100%	\$654,383 100%	\$-	\$617	06/2014	05/2016 59	<div><div></div><div></div><div></div></div>
◆IAC received Form 306.6 Closeout summary on 09/27/17, pending staff action.											
#138 Harriet Tubman Elementary - SR-Underground Storage Tank (UST) 30.150.2012SA -#10,043		2019 08/2018	\$212,250	\$0	\$212,250 100%	\$198,799 94%	\$-	\$13,451	02/2019		0 <div><div></div><div></div><div></div></div>

**Project Status:**  
● LP Approved ● Project Allocated ● Project contracted ● Project Expended ● Project %Contracted and %Expended =100%, Months since last expenditure is greater than 12. Submission of Form 306.6 is due.

**Notes:** 1. Yellow highlighting indicates project has not been contracted within two years of the CIP allocation, per Education Article Section 5-303-(j)(3)(I).  
2. Green highlighting indicates project has been contracted within the last 6 months, however no expenditures have been processed by the IAC.



INTERAGENCY COMMISSION ON SCHOOL CONSTRUCTION (IAC)  
PUBLIC SCHOOL CONSTRUCTION PROGRAM  
REPORT OF ACTIVE STATE PROJECT ALLOCATIONS, CONTRACTS, & EXPENDITURES  
As of April 15, 2021

PROJECT NAME PSC - #PID	PROJECT TYPE	CIP YEAR(S) IAC DATE	ALLOCATION	CONTINGENCY	CONTRACTED/ % CONTRACTED	EXPENDITURES/ % EXPENDED	UNCONTRACTED ALLOCATION	UNEXPENDED CONTRACT	DATE OF LAST CONTRACT ACTION	# OF MONTHS SINCE DATE OF LAST EXPENDITURE	PROJECT STATUS
Baltimore City											
#138 Harriet Tubman Elementary - SR-CCTV Installation 30.150.2012SA -#10,182		2020 08/2019	\$14,850	\$0	\$14,850 100%	\$14,850 100%	\$-	\$-	03/2021	04/2021	0 <div><div></div><div></div><div></div></div>
#138 Harriet Tubman Elementary - SR-Asphalt/Concrete 30.150.2012SA -#10,183		2020 08/2019	\$69,980	\$0	\$0 0%	\$0 0%	\$69,980	\$-			0 <div><div></div></div>
#157 George G. Kelson Elementary - SR-HVAC 30.056.2013/2015 -#9,351		2015 07/2014	\$1,594,950	\$0	\$1,594,950 100%	\$1,594,950 100%	\$-	\$-	06/2016	12/2017	40 <div><div></div><div></div><div></div><div></div></div>
#162 Diggs-Johnson Middle - SR-Vertical Packaged Classroom Air Conditioning Units 30.249.2021 -#10,230		2021 06/2020	\$1,632,000	\$0	\$0 0%	\$0 0%	\$1,632,000	\$-			0 <div><div></div></div>
#170 Thurgood Marshall Middle/High - C-Science 30.264.2008/2009 -#7,318		0 LP 2009 06/2010	\$802,089	\$20,052	\$802,089 100%	\$652,261 81%	\$20,052	\$149,828	10/2010	02/2012	110 <div><div></div><div></div><div></div></div>
#201 Dickey Hill Elementary/Middle - SR-Roof 30.255.2021 -#10,244		2021 06/2020	\$1,555,000	\$0	\$0 0%	\$0 0%	\$1,555,000	\$-			0 <div><div></div></div>
#203 Maree Garnett Farring Elementary - C-Renovation-Addition 30.159.2020 -#10,121		2020 LP 2020 07/2019	\$1,500,000	\$0	\$0 0%	\$0 0%	\$1,500,000	\$-			0 <div><div></div></div>
#205 Woodhome Elementary - SR-Fire Safety 30.196.2016 -#9,973		2019 02/2018	\$320,000	\$0	\$320,000 100%	\$320,000 100%	\$-	\$-	06/2020	01/2021	3 <div><div></div><div></div><div></div></div>

**Project Status:**  

LP Approved  Project Allocated  Project contracted  Project Expended  Project %Contracted and %Expended =100%, Months since last expenditure is greater than 12. Submission of Form 306.6 is due.

**Notes:** 1. Yellow highlighting indicates project has not been contracted within two years of the CIP allocation, per Education Article Section 5-303-(j)(3)(I).  
2. Green highlighting indicates project has been contracted within the last 6 months, however no expenditures have been processed by the IAC.



INTERAGENCY COMMISSION ON SCHOOL CONSTRUCTION (IAC)  
PUBLIC SCHOOL CONSTRUCTION PROGRAM  
REPORT OF ACTIVE STATE PROJECT ALLOCATIONS, CONTRACTS, & EXPENDITURES  
As of April 15, 2021

PROJECT NAME PSC - #PID	PROJECT TYPE	CIP YEAR(S) IAC DATE	ALLOCATION	CONTINGENCY	CONTRACTED/ % CONTRACTED	EXPENDITURES/ % EXPENDED	UNCONTRACTED ALLOCATION	UNEXPENDED CONTRACT	DATE OF LAST CONTRACT ACTION	# OF MONTHS SINCE DATE OF LAST EXPENDITURE	PROJECT STATUS
Baltimore City											
#205 Woodhome Elementary - SR-Roof 30.196.2021 -#10,236		2021 06/2020	\$2,995,000	\$0	\$0 0%	\$0 0%	\$2,995,000	\$-		0	●
#205 Woodhome PK-8 - SR-HVAC 30.196.2013 -#8,009		2013 07/2012	\$680,000	\$0	\$680,000 100%	\$680,000 100%	\$-	\$-	05/2014	09/2015	67 ●●●●
#206 Furley Elementary - C-Replacement 30.256. -#10,270		2021 LP 0	\$0	\$0	\$0 0%	\$0 0%	\$-	\$-		0	●
#207 Curtis Bay Elementary - SR-Roof/HVAC 30.248.2021 -#10,238		2021 06/2020	\$6,720,000	\$0	\$0 0%	\$0 0%	\$6,720,000	\$-		0	●
#207 Curtis Bay Elementary - SR-Windows-Doors 30.248.2018 -#10,248		2021 06/2020	\$1,298,000	\$0	\$0 0%	\$0 0%	\$1,298,000	\$-		0	●
#209 Winston Middle - SR-CCTV Installation 30.173.2012SA -#10,181		2020 08/2019	\$22,600	\$0	\$22,600 100%	\$22,600 100%	\$-	\$-	02/2021	04/2021	0 ●●●
#210 Hazelwood K-8 - SR-Vertical Packaged Classroom Air Conditioning Units 30.189.2016 -#10,155		2020 03/2019	\$887,220	\$0	\$887,220 100%	\$887,220 100%	\$-	\$-	06/2019	11/2019	17 ●●●●
#210 Hazelwood K-8 - SR-Roof 30.189.2021 -#10,239		2021 06/2020	\$1,897,000	\$0	\$0 0%	\$0 0%	\$1,897,000	\$-		0	●

**Project Status:**  
● LP Approved ● Project Allocated ● Project contracted ● Project Expended ● Project %Contracted and %Expended =100%, Months since last expenditure is greater than 12. Submission of Form 306.6 is due.

**Notes:** 1. Yellow highlighting indicates project has not been contracted within two years of the CIP allocation, per Education Article Section 5-303-(j)(3)(I).  
2. Green highlighting indicates project has been contracted within the last 6 months, however no expenditures have been processed by the IAC.



INTERAGENCY COMMISSION ON SCHOOL CONSTRUCTION (IAC)  
PUBLIC SCHOOL CONSTRUCTION PROGRAM  
REPORT OF ACTIVE STATE PROJECT ALLOCATIONS, CONTRACTS, & EXPENDITURES  
As of April 15, 2021

Page 94 of 106

PROJECT NAME PSC - #PID	PROJECT TYPE	CIP YEAR(S) IAC DATE	ALLOCATION	CONTINGENCY	CONTRACTED/ % CONTRACTED	EXPENDITURES/ % EXPENDED	UNCONTRACTED ALLOCATION	UNEXPENDED CONTRACT	DATE OF LAST CONTRACT ACTION	# OF MONTHS SINCE DATE OF LAST EXPENDITURE	PROJECT STATUS
Baltimore City											
#212 Garrett Heights Elementary - SR-HVAC 30.210.2019 -#10,036		2019 07/2018	\$4,047,000	\$0	\$4,047,000 100%	\$4,047,000 100%	\$-	\$-	12/2019	11/2020	5 <span>●</span> <span>●</span> <span>●</span>
#215 Highlandtown PK-8 - SR-HVAC 30.072.2013/2015 -#9,344		2015 07/2014	\$928,605	\$0	\$928,605 100%	\$928,605 100%	\$-	\$-	06/2016	12/2017	40 <span>●</span> <span>●</span> <span>●</span> <span>●</span>
#215 Highlandtown PK-8 - SR-Roof 30.072.2017 -#9,958		2019 01/1900	\$622,000	\$0	\$622,000 100%	\$622,000 100%	\$-	\$-	05/2020	10/2020	6 <span>●</span> <span>●</span> <span>●</span>
#215 Highlandtown PK-8 - SR-Piping 30.072.2019BC HVAC -#10,136		2019 02/2019	\$127,000	\$0	\$127,000 100%	\$127,000 100%	\$-	\$-	12/2019	01/2020	15 <span>●</span> <span>●</span> <span>●</span> <span>●</span>
#215 Highlandtown PK-8 - SR-Chiller 30.072.2019BC HVAC/2019BC HVAC DESIGN -#10,143		2019 02/2019	\$829,600	\$0	\$829,600 100%	\$750,000 90%	\$-	\$79,600	04/2020	02/2021	2 <span>●</span> <span>●</span> <span>●</span>
#217 Belmont Elementary - SR-Vertical Packaged Classroom Air Conditioning Units 30.214.2014ACI/2016 -#10,161		2020 06/2019	\$1,116,000	\$0	\$1,116,000 100%	\$1,116,000 100%	\$-	\$-	02/2020	10/2020	6 <span>●</span> <span>●</span> <span>●</span>
#219 Yorkwood Elementary - SR-Vertical Packaged Classroom Air Conditioning Units 30.205.2015/2020 -#10,127		2020 07/2019	\$1,010,910	\$0	\$0 0%	\$0 0%	\$1,010,910	\$-			0 <span>●</span>
#219 Yorkwood Elementary - SR-Fire Safety 30.205.2015/2020 -#10,132		2020 07/2019	\$385,560	\$0	\$0 0%	\$0 0%	\$385,560	\$-			0 <span>●</span>

**Project Status:**  
● LP Approved ● Project Allocated ● Project contracted ● Project Expended ● Project %Contracted and %Expended =100%, Months since last expenditure is greater than 12. Submission of Form 306.6 is due.

**Notes:** 1. Yellow highlighting indicates project has not been contracted within two years of the CIP allocation, per Education Article Section 5-303-(j)(3)(I).  
2. Green highlighting indicates project has been contracted within the last 6 months, however no expenditures have been processed by the IAC.



INTERAGENCY COMMISSION ON SCHOOL CONSTRUCTION (IAC)  
PUBLIC SCHOOL CONSTRUCTION PROGRAM  
REPORT OF ACTIVE STATE PROJECT ALLOCATIONS, CONTRACTS, & EXPENDITURES  
As of April 15, 2021

PROJECT NAME PSC - #PID	PROJECT TYPE	CIP YEAR(S) IAC DATE	ALLOCATION	CONTINGENCY	CONTRACTED/ % CONTRACTED	EXPENDITURES/ % EXPENDED	UNCONTRACTED ALLOCATION	UNEXPENDED CONTRACT	DATE OF LAST CONTRACT ACTION	# OF MONTHS SINCE DATE OF LAST EXPENDITURE	PROJECT STATUS
Baltimore City											
#220 Morrell Park PK-8 - SR-Fire Safety 30.149.2016 -#9,530		2016 07/2015	\$136,059	\$0	\$136,059 100%	\$136,059 100%	\$-	\$-	06/2017	12/2019	16 <div><div></div><div></div><div></div><div></div></div>
#221 Mt. Washington Elementary - SR-HVAC 30.268.2012/2014 -#9,064		2014 07/2013	\$2,026,736	\$0	\$1,999,736 99%	\$1,999,736 100%	\$27,000	\$-	06/2015	10/2016	54 <div><div></div><div></div><div></div></div>
#221 The Mt. Washington School - SR-Fire Safety 30.268.2017/2018 -#9,739		2017, 2018 07/2016	\$1,039,547	\$0	\$1,039,547 100%	\$1,039,546 100%	\$-	\$1	08/2018	02/2021	2 <div><div></div><div></div><div></div></div>
#225 Westport Elementary - SR-Boiler 30.082.2019BC HVAC DESIGN/2019BC HVAC -#10,137		2019 02/2019	\$1,337,721	\$0	\$1,337,721 100%	\$732,668 55%	\$-	\$605,053	06/2020	04/2021	0 <div><div></div><div></div><div></div></div>
#229 Holabird PK-8 - C-Replacement 30.240.2015/2017/2018/2019/2020 -#9,159		2014 LP 2017, 2018, 2019, 2020 07/2016	\$26,401,000	\$0	\$26,401,000 100%	\$26,401,000 100%	\$-	\$-	08/2019	02/2021	2 <div><div></div><div></div><div></div></div>
#231 Brehms Lane Elementary - SR-Roof 30.191.2017/2018 -#9,744		2017, 2018 07/2016	\$1,764,210	\$0	\$1,764,210 100%	\$1,744,770 99%	\$-	\$19,440	06/2019	12/2019	16 <div><div></div><div></div><div></div></div>
#232 Thomas Jefferson Elementary - SR-Vertical Packaged Classroom Air Conditioning Units 30.090.2016 -#10,159		2020 03/2019	\$727,167	\$0	\$727,167 100%	\$727,167 100%	\$-	\$-	07/2019	10/2020	6 <div><div></div><div></div><div></div></div>
#232 Thomas Jefferson Elementary - SR-Roof 30.090.2021 -#10,245		2021 06/2020	\$1,901,000	\$0	\$0 0%	\$0 0%	\$1,901,000	\$-			0 <div><div></div></div>

**Project Status:**  

LP Approved  Project Allocated  Project contracted  Project Expended  Project %Contracted and %Expended =100%, Months since last expenditure is greater than 12. Submission of Form 306.6 is due.

**Notes:** 1. Yellow highlighting indicates project has not been contracted within two years of the CIP allocation, per Education Article Section 5-303-(j)(3)(I).  
2. Green highlighting indicates project has been contracted within the last 6 months, however no expenditures have been processed by the IAC.



INTERAGENCY COMMISSION ON SCHOOL CONSTRUCTION (IAC)  
PUBLIC SCHOOL CONSTRUCTION PROGRAM  
REPORT OF ACTIVE STATE PROJECT ALLOCATIONS, CONTRACTS, & EXPENDITURES  
As of April 15, 2021

PROJECT NAME PSC - #PID	PROJECT TYPE	CIP YEAR(S) IAC DATE	ALLOCATION	CONTINGENCY	CONTRACTED/ % CONTRACTED	EXPENDITURES/ % EXPENDED	UNCONTRACTED ALLOCATION	UNEXPENDED CONTRACT	DATE OF LAST CONTRACT ACTION	# OF MONTHS SINCE DATE OF LAST EXPENDITURE	PROJECT STATUS
Baltimore City											
#233 Roland Park Elementary/Middle - SR-Roof 30.092.2012 -#7,867		2012 07/2011	\$1,446,655	\$0	\$1,446,655 100%	\$712,984 49%	\$-	\$733,671	06/2013	10/2014 78	<div><div></div><div></div><div></div></div>
#233 Roland Park Elementary/Middle - SR-HVAC 30.092.2019 -#9,956		2019 07/2018	\$5,058,000	\$0	\$5,058,000 100%	\$5,058,000 100%	\$-	\$-	04/2019	02/2021 2	<div><div></div><div></div><div></div></div>
#233 Roland Park Elementary/Middle - C-A & E Fees 30.092.2020 -#10,275		2021 03/2021	\$76,800	\$0	\$0 0%	\$0 0%	\$76,800	\$-			0 <div><div></div></div>
#239 Benjamin Franklin Building - SR-Roof 30.099.2017 -#10,057		2019 10/2018	\$3,120,000	\$0	\$0 0%	\$0 0%	\$3,120,000	\$-			0 <div><div></div></div>
#239 Benjamin Franklin Building - SR-Boiler 30.099.2019BC HVAC/2019BC HVAC DESIGN -#10,138		2019 02/2019	\$67,965	\$0	\$67,965 100%	\$0 0%	\$-	\$67,965	06/2019		0 <div><div></div><div></div></div>
#240 Graceland Park/O'Donnell Heights PK-8 - C-Replacement 30.222.2015/2017/2018/2019/2020 -#9,160		2014 LP 2017, 2018, 2019, 2020 07/2016	\$21,225,000	\$0	\$21,225,000 100%	\$21,225,000 100%	\$-	\$-	08/2019	02/2020 14	<div><div></div><div></div><div></div><div></div></div>
#241 Fallstaff PK-8 - SR-Roof 30.148.2014/2016 -#9,524		2016 07/2015	\$1,720,000	\$0	\$1,720,000 100%	\$1,720,000 100%	\$-	\$-	06/2017	04/2018 36	<div><div></div><div></div><div></div><div></div></div>
◆IAC received Form 306.6 Closeout summary on 03/06/20, pending staff action.											
#241 Fallstaff PK-8 - SR-Windows 30.148.2014/2016 -#9,525		2016 07/2015	\$1,141,339	\$0	\$1,141,339 100%	\$1,141,339 100%	\$-	\$-	06/2017	10/2018 30	<div><div></div><div></div><div></div><div></div></div>
◆IAC received Form 306.6 Closeout summary on 03/06/20, pending staff action.											

**Project Status:**  
● LP Approved ● Project Allocated ● Project contracted ● Project Expended ● Project %Contracted and %Expended =100%, Months since last expenditure is greater than 12. Submission of Form 306.6 is due.

**Notes:** 1. Yellow highlighting indicates project has not been contracted within two years of the CIP allocation, per Education Article Section 5-303-(j)(3)(I).  
2. Green highlighting indicates project has been contracted within the last 6 months, however no expenditures have been processed by the IAC.



INTERAGENCY COMMISSION ON SCHOOL CONSTRUCTION (IAC)  
PUBLIC SCHOOL CONSTRUCTION PROGRAM  
REPORT OF ACTIVE STATE PROJECT ALLOCATIONS, CONTRACTS, & EXPENDITURES  
As of April 15, 2021

PROJECT NAME PSC - #PID	PROJECT TYPE	CIP YEAR(S) IAC DATE	ALLOCATION	CONTINGENCY	CONTRACTED/ % CONTRACTED	EXPENDITURES/ % EXPENDED	UNCONTRACTED ALLOCATION	UNEXPENDED CONTRACT	DATE OF LAST CONTRACT ACTION	# OF MONTHS SINCE DATE OF LAST EXPENDITURE	PROJECT STATUS
Baltimore City											
#241 Fallstaff PK-8 - SR-Boiler 30.148.2019BC HVAC DESIGN/2019BC HVAC -#10,135		2019 02/2019	\$100,000	\$0	\$100,000 100%	\$100,000 100%	\$-	\$-	03/2020	02/2021	2 <div><div></div><div></div><div></div></div>
#241 Fallstaff PK-8 - SR-Fire Safety 30.148.2015/2020 -#10,133		2020 07/2019	\$408,000	\$0	\$0 0%	\$0 0%	\$408,000	\$-			0 <div><div></div></div>
#241 Fallstaff PK-8 - C-Renovation 30.148.2021 -#10,234		2021 06/2020	\$619,048	\$0	\$619,048 100%	\$360,310 58%	\$-	\$258,738	08/2020	03/2021	1 <div><div></div><div></div><div></div></div>
#243 Armistead Gardens PK-8 - C-Addition-Renovation 30.186. -#9,924		2018 LP	\$0	\$0	\$0 0%	\$0 0%	\$-	\$-			0 <div><div></div></div>
#245 Leith Walk Elementary - SR-Building Automation System 30.194.2019BC HVAC -#10,151		2019 02/2019	\$46,000	\$0	\$46,000 100%	\$46,000 100%	\$-	\$-	10/2020	11/2020	5 <div><div></div><div></div><div></div></div>
#246 Beechfield Elementary - SR-HVAC 30.195.2013/2015 -#9,348		2015 07/2014	\$3,574,920	\$0	\$3,574,920 100%	\$3,574,920 100%	\$-	\$-	06/2016	10/2017	42 <div><div></div><div></div><div></div><div></div></div>
◆IAC received Form 306.6 Closeout summary on 02/22/21, pending staff action.											
#248 Sinclair Lane Elementary - SR-HVAC 30.193.2013/2015 -#9,268		2015 07/2014	\$4,120,000	\$0	\$4,120,000 100%	\$4,120,000 100%	\$-	\$-	06/2016	07/2017	45 <div><div></div><div></div><div></div><div></div></div>
#250 Dr. Bernard E. Harris, Sr. Elementary - SR-Exterior Site 30.204.2012SA -#10,044		2019 08/2018	\$22,344	\$0	\$0 0%	\$0 0%	\$22,344	\$-			0 <div><div></div></div>

**Project Status:**  

LP Approved  Project Allocated  Project contracted  Project Expended  Project %Contracted and %Expended =100%, Months since last expenditure is greater than 12. Submission of Form 306.6 is due.



INTERAGENCY COMMISSION ON SCHOOL CONSTRUCTION (IAC)  
PUBLIC SCHOOL CONSTRUCTION PROGRAM  
REPORT OF ACTIVE STATE PROJECT ALLOCATIONS, CONTRACTS, & EXPENDITURES  
As of April 15, 2021

PROJECT NAME PSC - #PID	PROJECT TYPE	CIP YEAR(S) IAC DATE	ALLOCATION	CONTINGENCY	CONTRACTED/ % CONTRACTED	EXPENDITURES/ % EXPENDED	UNCONTRACTED ALLOCATION	UNEXPENDED CONTRACT	DATE OF LAST CONTRACT ACTION	# OF MONTHS SINCE DATE OF LAST EXPENDITURE	PROJECT STATUS
Baltimore City											
#251 Callaway Elementary - SR-Fire Safety 30.257.2014/2016 -#9,533		2016 07/2015	\$748,000	\$0	\$748,000 100%	\$748,000 100%	\$-	\$-	06/2017	04/2018 36	<div><div></div><div></div><div></div><div></div></div>
#251 Callaway Elementary - SR-Unit Ventilators (UV) 30.257.2019BC HVAC DESIGN/2019BC HVAC -#10,148		2019 02/2019	\$1,611,887	\$0	\$111,887 7%	\$0 0%	\$1,500,000	\$111,887	06/2019	0	<div><div></div><div></div></div>
#261 Lockerman-Bundy Elementary - SR-Windows 30.067.2017 -#9,735		2017 07/2016	\$366,000	\$0	\$366,000 100%	\$366,000 100%	\$-	\$-	08/2018	10/2019 18	<div><div></div><div></div><div></div><div></div></div>
#261 Lockerman-Bundy Elementary - SR-Hot Water Heater 30.067.2019BC HVAC -#10,152		2019 02/2019	\$46,500	\$0	\$46,500 100%	\$40,277 87%	\$-	\$6,223	12/2019	02/2021 2	<div><div></div><div></div><div></div></div>
#301 William S. Baer Special Education - SR-Elevator 30.108.2017 -#9,733		2017 07/2016	\$244,302	\$0	\$244,302 100%	\$244,302 100%	\$-	\$-	08/2018	01/2020 15	<div><div></div><div></div><div></div><div></div></div>
#301 William S. Baer Special Education - SR-HVAC 30.108.2017 -#9,959		2019 01/1900	\$3,891,000	\$0	\$3,891,000 100%	\$3,891,000 100%	\$-	\$-	02/2020	12/2020 4	<div><div></div><div></div><div></div></div>
#400A Edmondson High - SR-Vertical Packaged Classroom Air Conditioning Units 30.246.2016 -#9,881		2018 01/2017	\$477,000	\$0	\$477,000 100%	\$477,000 100%	\$-	\$-	08/2018	09/2019 19	<div><div></div><div></div><div></div><div></div></div>
#400A Edmondson High - SR-Roof 30.246.2017 -#10,058		2019 10/2018	\$3,200,000	\$0	\$0 0%	\$0 0%	\$3,200,000	\$-		0	<div><div></div></div>

**Project Status:**  
● LP Approved ● Project Allocated ● Project contracted ● Project Expended ● Project %Contracted and %Expended =100%, Months since last expenditure is greater than 12. Submission of Form 306.6 is due.

**Notes:** 1. Yellow highlighting indicates project has not been contracted within two years of the CIP allocation, per Education Article Section 5-303-(j)(3)(I).  
2. Green highlighting indicates project has been contracted within the last 6 months, however no expenditures have been processed by the IAC.



INTERAGENCY COMMISSION ON SCHOOL CONSTRUCTION (IAC)  
PUBLIC SCHOOL CONSTRUCTION PROGRAM  
REPORT OF ACTIVE STATE PROJECT ALLOCATIONS, CONTRACTS, & EXPENDITURES  
As of April 15, 2021

PROJECT NAME PSC - #PID	PROJECT TYPE	CIP YEAR(S) IAC DATE	ALLOCATION	CONTINGENCY	CONTRACTED/ % CONTRACTED	EXPENDITURES/ % EXPENDED	UNCONTRACTED ALLOCATION	UNEXPENDED CONTRACT	DATE OF LAST CONTRACT ACTION	# OF MONTHS SINCE DATE OF LAST EXPENDITURE	PROJECT STATUS
Baltimore City											
#402 Northern High - SR-Vertical Packaged Classroom Air Conditioning Units 30.174.2016 -#9,882		2018 01/2017	\$347,000	\$0	\$347,000 100%	\$347,000 100%	\$-	\$-	06/2018	10/2018 30	<div><div></div><div></div><div></div><div></div></div>
#402 Northern High - SR-Elevator 30.174.2021 -#10,235		2021 06/2020	\$349,820	\$0	\$349,820 100%	\$0 0%	\$-	\$349,820	08/2020	0	<div><div></div><div></div><div></div><div></div></div>
#403 Baltimore Polytechnic Institute High - SR-Lighting 30.185.2013EEI -#9,053		2014 01/2013	\$59,000	\$0	\$59,000 100%	\$59,000 100%	\$-	\$-	05/2014	05/2016 59	<div><div></div><div></div><div></div><div></div></div>
◆IAC received Form 306.6 Closeout summary on 12/20/16, pending staff action.											
#403 Baltimore Polytechnic Institute High - SR-Plumbing 30.185.2012SA -#9,487		2014 04/2015	\$282,559	\$0	\$282,559 100%	\$282,559 100%	\$-	\$-	02/2017	04/2017 48	<div><div></div><div></div><div></div><div></div></div>
#403 Baltimore Polytechnic Institute High - SR-Fire Safety 30.185.2014/2016 -#9,528		2016 07/2015	\$2,956,000	\$0	\$2,956,000 100%	\$2,956,000 100%	\$-	\$-	06/2017	08/2019 20	<div><div></div><div></div><div></div><div></div></div>
#403 Baltimore Polytechnic Institute High - SR-Underground Storage Tank (UST) 30.185.2012SA -#9,749		2017 12/2016	\$285,000	\$0	\$285,000 100%	\$221,960 78%	\$-	\$63,040	08/2018	10/2017 42	<div><div></div><div></div><div></div><div></div></div>
#403 Baltimore Polytechnic Institute High - SR-Roof 30.185.2019 -#10,037		2019 07/2018	\$5,150,340	\$0	\$5,150,340 100%	\$5,150,340 100%	\$-	\$-	06/2019	12/2020 4	<div><div></div><div></div><div></div><div></div></div>
#403 Baltimore Polytechnic Institute High - SR-Vertical Packaged Classroom Air Conditioning Units 30.185.2016 -#10,153		2020 03/2019	\$2,155,461	\$0	\$2,155,461 100%	\$2,155,461 100%	\$-	\$-	03/2019	09/2020 7	<div><div></div><div></div><div></div><div></div></div>

**Project Status:**  
● LP Approved ● Project Allocated ● Project contracted ● Project Expended ● Project %Contracted and %Expended =100%, Months since last expenditure is greater than 12. Submission of Form 306.6 is due.

**Notes:** 1. Yellow highlighting indicates project has not been contracted within two years of the CIP allocation, per Education Article Section 5-303-(j)(3)(I).  
2. Green highlighting indicates project has been contracted within the last 6 months, however no expenditures have been processed by the IAC.



INTERAGENCY COMMISSION ON SCHOOL CONSTRUCTION (IAC)  
PUBLIC SCHOOL CONSTRUCTION PROGRAM  
REPORT OF ACTIVE STATE PROJECT ALLOCATIONS, CONTRACTS, & EXPENDITURES  
As of April 15, 2021

PROJECT NAME PSC - #PID	PROJECT TYPE	CIP YEAR(S) IAC DATE	ALLOCATION	CONTINGENCY	CONTRACTED/ % CONTRACTED	EXPENDITURES/ % EXPENDED	UNCONTRACTED ALLOCATION	UNEXPENDED CONTRACT	DATE OF LAST CONTRACT ACTION	# OF MONTHS SINCE DATE OF LAST EXPENDITURE	PROJECT STATUS
Baltimore City											
#407 Western High - SR-Lighting 30.227.2013EEI -#9,054		2014 01/2013	\$68,000	\$0	\$68,000 100%	\$68,000 100%	\$-	\$-	05/2014	12/2014 76	<div><div></div><div></div><div></div><div></div></div>
◆IAC received Form 306.6 Closeout summary on 03/08/16, pending staff action.											
#407 Western High - SR-Fire Safety 30.227.2014/2016 -#9,527		2016 07/2015	\$1,918,958	\$0	\$1,918,958 100%	\$1,918,958 100%	\$-	\$-	06/2017	03/2019 25	<div><div></div><div></div><div></div><div></div></div>
#407 Western High - SR-Elevator 30.227.2017 -#9,960		2019 01/1900	\$311,000	\$0	\$311,000 100%	\$311,000 100%	\$-	\$-	06/2019	09/2020 7	<div><div></div><div></div><div></div></div>
◆IAC received Form 306.6 Closeout summary on 03/25/21, pending staff action.											
#407 Western High - SR-Roof 30.227.2019 -#10,038		2019 07/2018	\$3,502,000	\$0	\$3,502,000 100%	\$3,502,000 100%	\$-	\$-	06/2019	11/2020 5	<div><div></div><div></div><div></div></div>
#407 Western High - C-Pool 30.227.2015/2020 -#10,130		2020 07/2019	\$2,021,820	\$0	\$0 0%	\$0 0%	\$2,021,820	\$-		0	<div><div></div></div>
#407 Western High - SR-Vertical Packaged Classroom Air Conditioning Units 30.227.2016 -#10,154		2020 03/2019	\$1,763,559	\$0	\$1,763,559 100%	\$1,763,559 100%	\$-	\$-	03/2019	09/2020 7	<div><div></div><div></div><div></div></div>
#410 Mergenthaler Vocational Technical High - SR-Vertical Packaged Classroom Air Conditioning Units 30.226.2016 -#9,880		2018 01/2017	\$1,947,000	\$0	\$1,947,000 100%	\$1,947,000 100%	\$-	\$-	05/2018	02/2019 26	<div><div></div><div></div><div></div><div></div></div>
#411 Walbrook High - SR-Roof 30.188.2018/2019 -#10,251		2021 06/2020	\$5,280,000	\$0	\$0 0%	\$0 0%	\$5,280,000	\$-		0	<div><div></div></div>

**Project Status:**  
● LP Approved ● Project Allocated ● Project contracted ● Project Expended ● Project %Contracted and %Expended =100%, Months since last expenditure is greater than 12. Submission of Form 306.6 is due.

**Notes:** 1. Yellow highlighting indicates project has not been contracted within two years of the CIP allocation, per Education Article Section 5-303-(j)(3)(I).  
2. Green highlighting indicates project has been contracted within the last 6 months, however no expenditures have been processed by the IAC.



INTERAGENCY COMMISSION ON SCHOOL CONSTRUCTION (IAC)  
PUBLIC SCHOOL CONSTRUCTION PROGRAM  
REPORT OF ACTIVE STATE PROJECT ALLOCATIONS, CONTRACTS, & EXPENDITURES  
As of April 15, 2021

PROJECT NAME PSC - #PID	PROJECT TYPE	CIP YEAR(S) IAC DATE	ALLOCATION	CONTINGENCY	CONTRACTED/ % CONTRACTED	EXPENDITURES/ % EXPENDED	UNCONTRACTED ALLOCATION	UNEXPENDED CONTRACT	DATE OF LAST CONTRACT ACTION	# OF MONTHS SINCE DATE OF LAST EXPENDITURE	PROJECT STATUS
Baltimore City											
#414 Paul Laurence Dunbar High - C-TIMS 30.128.1997/2001/2001PAYGO/2001MLPFA -#4,275		0 LP 2001 07/2000	\$1,067,114	\$0	\$387,872 36%	\$444,412 115%	\$679,242	\$-56,540	09/2006	12/2002 220	<div><div></div><div></div><div></div></div>
◆IAC received Form 306.6 Closeout summary on 09/29/20, pending staff action.											
#414 Paul Laurence Dunbar High - C-Renovation 30.128.2007BOND PREMIUM/2008/2009 -#6,944		0 LP 2008, 2009	\$23,892,822	\$0	\$23,892,822 100%	\$23,892,822 100%	\$-	\$-	04/2011	02/2012 110	<div><div></div><div></div><div></div><div></div></div>
◆IAC received Form 306.6 Closeout summary on 10/15/10, pending staff action.											
#419 Reginald F. Lewis Sch of Business Law @#402 High - C-Science 30.174.2006/2008 -#7,089		0 LP 2008	\$1,435,000	\$0	\$1,435,000 100%	\$1,415,753 99%	\$-	\$19,247	05/2009	04/2010 132	<div><div></div><div></div><div></div></div>
#450 Frederick Douglass High - SR-Elevator 30.111.2014 -#9,067		2014 07/2013	\$462,973	\$0	\$462,973 100%	\$462,973 100%	\$-	\$-	05/2015	12/2016 52	<div><div></div><div></div><div></div><div></div></div>
#450 Frederick Douglass High - SR-Hot Water Heater 30.111.2019BC HVAC -#10,063		2019 12/2018	\$43,520	\$0	\$43,520 100%	\$43,520 100%	\$-	\$-	12/2019	03/2021 1	<div><div></div><div></div><div></div></div>
#450 Frederick Douglass High - SR-Boiler 30.111.2019BC HVAC/2019BC HVAC DESIGN -#10,141		2019 02/2019	\$1,072,451	\$0	\$1,072,451 100%	\$1,000,000 93%	\$-	\$72,451	04/2020	11/2020 5	<div><div></div><div></div><div></div></div>
#450 Frederick Douglass High - SR-Vertical Packaged Classroom Air Conditioning Units 30.111.2015/2016 -#10,158		2020 03/2019	\$1,877,670	\$0	\$1,877,670 100%	\$1,877,670 100%	\$-	\$-	08/2019	02/2021 2	<div><div></div><div></div><div></div></div>
#480 Baltimore City College High - C-Pool 30.110.2015/2020 -#10,131		2020 07/2019	\$2,021,820	\$0	\$0 0%	\$0 0%	\$2,021,820	\$-			0 <div><div></div></div>

**Project Status:**  
● LP Approved ● Project Allocated ● Project contracted ● Project Expended ● Project %Contracted and %Expended =100%, Months since last expenditure is greater than 12. Submission of Form 306.6 is due.

**Notes:** 1. Yellow highlighting indicates project has not been contracted within two years of the CIP allocation, per Education Article Section 5-303-(j)(3)(I).  
2. Green highlighting indicates project has been contracted within the last 6 months, however no expenditures have been processed by the IAC.



INTERAGENCY COMMISSION ON SCHOOL CONSTRUCTION (IAC)  
PUBLIC SCHOOL CONSTRUCTION PROGRAM  
REPORT OF ACTIVE STATE PROJECT ALLOCATIONS, CONTRACTS, & EXPENDITURES  
As of April 15, 2021

<u>168</u> Active Projects	Baltimore City Total	\$276,055,537	\$20,052	\$200,215,441	\$191,967,184	\$75,860,148	\$8,248,257	<u>68</u> Projects ready to Close
----------------------------	----------------------	---------------	----------	---------------	---------------	--------------	-------------	-----------------------------------

**Project Status:**  
● LP Approved ● Project Allocated ● Project contracted ● Project Expended ● Project %Contracted and %Expended =100%, Months since last expenditure is greater than 12. Submission of Form 306.6 is due.

**Notes:** 1. Yellow highlighting indicates project has not been contracted within two years of the CIP allocation, per Education Article Section 5-303-(j)(3)(I).  
2. Green highlighting indicates project has been contracted within the last 6 months, however no expenditures have been processed by the IAC.



INTERAGENCY COMMISSION ON SCHOOL CONSTRUCTION (IAC)  
PUBLIC SCHOOL CONSTRUCTION PROGRAM  
REPORT OF ACTIVE STATE PROJECT ALLOCATIONS, CONTRACTS, & EXPENDITURES  
As of April 15, 2021

PROJECT NAME		CIP YEAR(S)	ALLOCATION	CONTINGENCY	CONTRACTED/		EXPENDITURES/		UNCONTRACTED	UNEXPENDED	DATE	# OF MONTHS	PROJECT					
PSC - #PID	PROJECT TYPE	IAC DATE			% CONTRACTED	% EXPENDED	% EXPENDED	ALLOCATION			OF LAST	SINCE DATE OF						
ACTION																		
STATUS																		
State																		
DGS Design Review - C-35.600.2011/2013/2014/2015/2016/2017/2018/2019/2021-#7,692		0 LP 2011, 2013, 2014, 2015, 2016, 2017, 2018, 2020 01/1900	\$3,425,496	\$0	\$2,830,811	83%	\$2,799,061	99%	\$594,685	\$31,750	01/2020	03/2020	13	<div></div> <div></div> <div></div>				
QSCB BOND SALE EXPENSE - C-35.600.2010QSCB/2011QSCB -#8,521		2010, 2011	\$132,546	\$0	\$132,546	100%	\$132,546	100%	\$-	\$-	06/2013	06/2013	94	<div></div> <div></div> <div></div> <div></div>				
2 Active Projects			State Total	\$3,558,042	\$0	\$2,963,357	\$2,931,607	\$594,685	\$31,750	1 Projects ready to Close								

**Project Status:**

LP Approved  Project Allocated  Project contracted  Project Expended  Project %Contracted and %Expended =100%, Months since last expenditure is greater than 12. Submission of Form 306.6 is due.

**Notes:**

1. Yellow highlighting indicates project has not been contracted within two years of the CIP allocation, per Education Article Section 5-303-(j)(3)(I).

2. Green highlighting indicates project has been contracted within the last 6 months, however no expenditures have been processed by the IAC.



INTERAGENCY COMMISSION ON SCHOOL CONSTRUCTION (IAC)  
PUBLIC SCHOOL CONSTRUCTION PROGRAM  
REPORT OF ACTIVE STATE PROJECT ALLOCATIONS, CONTRACTS, & EXPENDITURES  
As of April 15, 2021

PROJECT NAME		CIP YEAR(S)			CONTRACTED/		EXPENDITURES/		UNCONTRACTED	UNEXPENDED	DATE	# OF MONTHS	
PSC - #PID	PROJECT TYPE	IAC DATE	ALLOCATION	CONTINGENCY	% CONTRACTED		% EXPENDED		ALLOCATION	CONTRACT	CONTRACT	LAST	PROJECT
Maryland School for the Blind													
Newcomer, Case and Campbell Halls - C-Renovation-Addition 25.001.2014/2018/2019/2020/2021 -#9,463		2016 LP 2018, 2019, 2020, 2021 07/2017	\$29,300,871	\$0	\$29,300,871	100%	\$29,300,871	100%	\$-	\$-	08/2020	12/2020	4 <div><div></div><div></div><div></div></div>
1 Active Projects		Maryland School for the Blind Total		\$29,300,871	\$0	\$29,300,871	\$29,300,871	\$0	\$0	0 Projects ready to Close			

**Project Status:**  
 LP Approved  Project Allocated  Project contracted  Project Expended  Project %Contracted and %Expended =100%, Months since last expenditure is greater than 12. Submission of Form 306.6 is due.

**Notes:**  
1. Yellow highlighting indicates project has not been contracted within two years of the CIP allocation, per Education Article Section 5-303-(j)(3)(I).  
2. Green highlighting indicates project has been contracted within the last 6 months, however no expenditures have been processed by the IAC.



INTERAGENCY COMMISSION ON SCHOOL CONSTRUCTION (IAC)  
PUBLIC SCHOOL CONSTRUCTION PROGRAM  
REPORT OF ACTIVE STATE PROJECT ALLOCATIONS, CONTRACTS, & EXPENDITURES  
As of April 15, 2021

SUMMARY OF STATEWIDE TOTALS

	ALLOCATION	CONTINGENCY	CONTRACTED/ % CONTRACTED	EXPENDITURES/ % EXPENDED	UNCONTRACTED ALLOCATION	UNEXPENDED ALLOCATION	DATE OF LAST CONTRACT ACTION	# OF MONTHS SINCE DATE OF LAST EXPENDITURE	PROJECT STATUS
<u>715</u> Active Projects Statewide Totals	\$2,140,498,392	\$678,231	\$1,890,853,740	\$1,746,517,376	\$250,322,883	\$144,336,364		<u>354</u> Projects Ready to Close	

This report includes by project the State portion of the allocation, contract and expenditures.  
The data is extracted from the Capital Financial Accounting System (CFAS).

**Please report any discrepancies to:**  
Wanda Ascencio, IAC Financial Manager  
wanda.ascencio1@maryland.gov  
410-767-0614

**Project Status:**  
● LP Approved ● Project Allocated ● Project contracted ● Project Expended ● Project %Contracted and %Expended =100%, Months since last expenditure is greater than 12. Submission of Form 306.6 is due.

**Notes:** 1. Yellow highlighting indicates project has not been contracted within two years of the CIP allocation, per Education Article Section 5-303-(j)(3)(I).  
2. Green highlighting indicates project has been contracted within the last 6 months, however no expenditures have been processed by the IAC.

## Item 1.I. Baltimore City E15M HVAC Status Report


---

### **Motion:**

This item is informational and does not require IAC action.

### **Background Information:**

Please see attached table: Baltimore City E15M HVAC Status Report.

			Project Schedule		Project Phase					Project Status							Contract Status					
Baltimore City E15M HVAC Status Report			Approved	FinishConstruct	Procurement	Design	Procurement	Construct	CurrentTask	Behind > 2months	Behind <2 months	Behind < 1 month	On-Time	Ahead	Operational	Design Contracts			Construct Contracts			
																Approved	Contracted	Expended	Approved	Contracted	Expended	
SchoolName	ScopeOfWork	Allocation																				
Benjamin Franklin HS #239	Boiler replacement	\$67,965	02/12/19	-					OPERATIONAL 04/2020							09/12/19	\$67,965	\$0	-	-	-	
Callaway ES #251	Unit vent replacement	\$1,611,887	02/12/19	07/29/21					DESIGN							06/14/19	\$111,887	\$0	-	-	-	
Commodore John Rodgers EM #027	Chiller, cooling tower, air handler	\$1,120,000	02/12/19	10/02/20					OPERATIONAL 01/2021							06/14/19	\$120,000	\$0	04/09/20	\$1,000,000	\$1,000,000	
Fallstaff ES #241	Boiler replacement	\$100,000	02/12/19	08/31/20					OPERATIONAL 09/2020							-	-	-	03/12/20	\$100,000	\$100,000	
Frederick Douglass HS #450	Water heater installation	\$43,520	12/13/18	06/01/19					OPERATIONAL 04/2019							-	-	-	12/13/19	\$43,520	\$43,520	
Frederick Douglass HS #450	Boiler replacement	\$1,072,451	02/12/19	06/28/21					OPERATIONAL 01/2021							06/14/19	\$72,451	\$0	04/09/20	\$1,000,000	\$1,000,000	
Gwynns Falls ES #060	Boiler section replacement	\$67,711	02/12/19	04/06/19					OPERATIONAL 04/2019							-	-	-	12/13/19	\$67,711	\$67,711	
Harlem Park BLDG #078	Boiler section replacement	\$19,630	02/23/19	03/05/19					OPERATIONAL 03/2019							-	-	-	12/13/19	\$19,630	\$19,630	
Harlem Park BLDG #078	Boiler replacement	\$1,158,423	02/12/19	12/28/20					CONSTRUCTION							07/09/19	\$158,423	\$0	08/13/20	\$1,000,000	\$19,360	
Highlandtown EM #215	Condenser pipe replacement	\$127,000	02/12/19	04/22/19					OPERATIONAL 07/2019							-	-	-	12/13/19	\$127,000	\$127,000	
Highlandtown EM #215	Chiller replacement	\$829,600	02/12/19	12/28/20					OPERATIONAL 02/2021							07/09/19	\$79,600	\$0	04/09/20	\$750,000	\$750,000	
Leithwalk EM #245	BAS upgrade	\$46,000	02/12/19	06/01/19					OPERATIONAL 12/2019							-	-	-	10/15/20	\$46,000	\$46,000	
Liberty ES #064	Cooling tower, unit vent, controls	\$1,086,400	02/12/19	02/01/21					CONSTRUCTION							06/14/19	\$86,400	\$0	03/12/20	\$1,000,000	\$806,955	
Lockerman Bundy ES #261	Water heater installation	\$46,500	02/12/19	05/15/19					OPERATIONAL 05/2019							-	-	-	12/13/19	\$46,500	\$40,277	
Margaret Brent PK-8 #053	Cooling tower, pipe replacement	\$1,066,800	12/13/18	06/02/21					OPERATIONAL 11/2020							06/14/19	\$66,800	\$0	12/13/19	\$1,000,000	\$1,000,000	
Tench Tilghman PK-8 #013	Chiller, air handler replacement	\$1,854,000	12/13/18	08/29/21					OPERATIONAL 03/2021							06/14/19	\$153,498	\$0	03/12/20	\$1,700,502	\$1,700,502	
Thomas Johnson EM #084	Air handler replacement	\$714,392	02/12/19	07/14/21					PROCUREMENT							03/12/20	\$35,000	\$0	02/11/21	\$679,392	\$0	
Westport PK-8 #225	Boiler, air handler replacement	\$1,337,721	02/12/19	05/18/21					CONSTRUCTION							06/14/19	\$137,721	\$0	06/25/20	\$1,200,000	\$732,668	
Windsor Hills EM #087	Chiller replacement	\$2,630,000	02/12/19	08/12/21					CONSTRUCTION							08/28/19	\$180,000	\$144,000	02/11/21	\$2,450,000	\$0	
Source: Baltimore City Public Schools, 2021-04-01		\$15,000,000			0	1	1	4		2	0	3	1	0	13		\$1,269,745	\$144,000		\$12,230,255	\$7,453,623	
<div><div></div><div></div></div>			Project Phase					Project Status							Contract Status							
			<div><div></div><div>Operational</div><div>Construction</div><div>Design</div><div>Procurement</div></div>					<div><div></div><div>Operational</div><div>Behind &lt; 2 months</div><div>Behind &gt; 2 months</div><div>On-Time</div></div>														
Allocations		\$15,000,000																				
Contracts		\$13,500,000																				
Expenditures		\$7,597,623																				

## Item 2.A. Approval of Eight (8) Property Transfers – Baltimore City

### Motion:

To approve the transfer of the dedicated use of eight (8) Baltimore City Public Schools buildings as listed, from the Baltimore City Board of School Commissioners to the Mayor and City Council of Baltimore, in accordance with the *Annual Review of Schools: 2020-2021 Recommendations*, approved by the Baltimore City Board of School Commissioners on January 12, 2021 and in accordance with the *Memorandum of Understanding for the Construction and Revitalization of Baltimore City Public Schools* dated December, 2016; with the agreement that the Mayor and City Council of Baltimore shall reimburse the state the total outstanding bond debt service in the amount of \$1,037,232.45 by the scheduled dates provided by the State Treasurer's Office. The Mayor and City Council of Baltimore shall obtain approval of the Interagency Commission on School Construction before transferring any right, title, or interest to any portion of the property.

### Background Information and Building Details

Per the letter March 15, 2021 (see attached), Baltimore City Public Schools (City Schools) has requested approval of the transfer of eight properties (see Table 1 below) from the Baltimore City Board of School Commissioners to the Mayor and City Council of Baltimore. While most would support the implementation of the 21st Century Schools Building Program in particular, all of the requested transfers would make the City Schools portfolio more affordable.

Table 1

PSCNUM	BUILDING	SITE (ACRES)	BUILT (YEAR)	SIZE (GSF)	CAPACITY (SRC)	OUTSTANDING STATE BOND DEBT
30.068	Alexander Hamilton ES	3.47	1981	53,304	291	\$122,643
30.150	Harriet Tubman BLDG	1.12	1976	48,600	319	\$310,645
30.077	Guilford EM	4.80	1916	65,851	407	-
30.067	Lockerman Bundy ES	0.98	1978	48,600	278	\$275,387
30.154	Lois T. Murray EM	1.49	1979	20,725	20	-
30.155	Sharp-Leadenhall ES	1.53	1979	20,725	20	\$328,557
30.273	William C. March MS	-	1974	97,809	751	-
30.173	Winston BLDG	7.11	1959	100,060	529	-
	<b>All BUILDINGS</b>	<b>20.50</b>		<b>455,674</b>	<b>2,615</b>	<b>\$1,037,232.45</b>

The surplus of the eight buildings, with a median age of 44 years would reduce the total size of the City Schools portfolio by 452,674 gross square feet (gsf), and reduce the annual cost to operate and maintain the City Schools portfolio by an estimated \$7.2 million.

Upon IAC approval, City Schools will transfer ownership of the eight buildings to the Mayor and City Council of Baltimore. The Mayor and City Council would be required to reimburse the state for the total outstanding bond debt service on the buildings, and to seek IAC approval before subsequent transfers.

IAC staff recommend approval of the presented eight property transfers in Baltimore City.

# BALTIMORE CITY PUBLIC SCHOOLS

**Brandon M. Scott**  
Mayor, City of Baltimore

**Linda Chinnia**  
Chair, Baltimore City Board  
of School Commissioners

**Dr. Sonja Brookins Santelises**  
Chief Executive Officer

March 15, 2021

Mr. Robert Gorrell  
Executive Director for the State of Maryland  
Interagency Committee on School Construction  
200 W. Baltimore Street  
Baltimore, Maryland 21201

Dear Mr. Gorrell:

Please see the attached Change of Status School Facility Forms (501.1) for SY20-21 revisions that impact Baltimore City Schools' facilities. The chart below identifies details pertaining to each school facility.

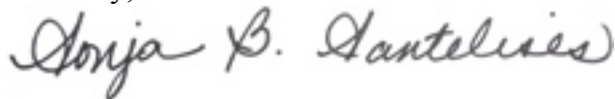
<b>Facility No.</b>	<b>Facility Name</b>	<b>Program Name &amp; No.</b>	<b>SY20-21 Change(s), unless otherwise noted</b>	<b>Board Approval</b>
80	West Baltimore	#80	The West Baltimore #80 building will be surplus to Baltimore City, in the summer of 2022 after it is no longer needed for educational purposes but retain the portion of the land containing the spaces used by North Bend Elementary/Middle School.	03/09/2021
138	Harriet Tubman	#138	The Harriet Tubman #138 building will be surplus to Baltimore City, in the summer of 2021.	01/12/2021
145	Alexander Hamilton	#145	The Alexander Hamilton Elementary School #145 building will be surplus to Baltimore City, in the summer of 2021. The building will close effectively in 2021 after it is no longer needed for educational purposes. Alexander Hamilton Elementary School will merge with Calverton Elementary/Middle School and James Mosher Elementary School into one zone. Pre-kindergarten to grade 2 students will be rezoned to James Mosher. Additionally,	01/12/2021

			grades 3 through 8 will be rezoned to Calverton Elementary/Middle School.	
209	Winston	#209	The Winston #209 building will be surplus to Baltimore City, in the summer of 2021 after it is no longer needed for educational purposes.	03/09/2021
214	Guilford	#214	The Guilford Elementary/Middle School #214 building will be surplus to Baltimore City, in the summer of 2021 and rezone students to Walter P. Carter Elementary/ Middle school. The building will close effectively at the end of the 2020-21 school year. The Guilford building will be surplus back to the City of Baltimore in the summer of 2021.	01/12/2021
261	Lockerman Bundy	#261	The Lockerman Bundy Elementary School #261 building will be surplus to Baltimore City, in the summer of 2021 and rezone the students to Mary Ann Winterling Elementary School. Additionally, it will expand the Mary Ann Winterling zone to include the Lockerman Bundy zone and adjust the expanded Mary Ann Winterling zone so that the zone does not cross Route 40. Students on the other side of Route 40 will be rezoned to Harlem Park Elementary/Middle School. The Lockerman Bundy building will close at the end of the 2020-21 school year.	01/12/2021
263	William C. March	#263	The William C. March Middle School #263 building will be surplus to Baltimore City, in the summer of 2021 after it is no longer needed for educational purposes and retain the land for use by the Harford Heights campus.	01/12/2021

313	Lois T. Murray	#313	The Lois T. Murray Elementary/ Middle School #313 building will be surplus to Baltimore City, in the summer of 2021. The program will be relocated to the renovated 21st Century Walter P. Carter building.	01/12/2021
314	Sharp-Leadenhall	#314	The Sharp-Leadenhall Elementary School #314 building will be surplus to Baltimore City, in the summer of 2021. Grade bands will be expand from grades 1 to 5 to 1 to 8 and relocate the program renovated 21st Century Harford Heights building.	01/12/2021
401	Northwestern	#401	The Northwestern #401 building will be surplus to Baltimore City, in 2025. The surplus date has changed from 2021 to 2025.	01/12/2021

Also, attached is documentation that supports the approval of the recommendations listed above. If additional information is needed, please contact Dr. Lynette B. Washington, Chief Operating Officer at [lkashington@bcps.k12.md.us](mailto:lkashington@bcps.k12.md.us). Thank you for your assistance.

Sincerely,



Sonja Brookins Santelises, Ed.D.  
Chief Executive Officer

cc: Lynette B. Washington, Ph.D.  
Nichole M. Stewart, Ph.D.

**CHANGE IN STATUS OF A SCHOOL FACILITY**LEA: Baltimore City Public SchoolsDATE: 01/29/2021NAME OF PROPERTY: 080 West Baltimore buildingSRC: 1460LOCATION: 201 North Bend Rd, 21229PSCP: 30.237

## 1. Check one:

Approval of: X Disposal of Property          Easement/R.O.W. (over one acre)Notification of:          Change Name/Educational Function          Closure  
         Easement/R.O.W. (less than one acre)2. Size of existing site in acres: 26.983. Size of Easements, R.O.W. or property being transferred in acres:         

## 4. Project Data:

	<u>Date of Acquisition/ Contract</u>	<u>Area/ Square Feet</u>	<u>State Cost</u>	<u>Local Cost</u>
Land			\$	
Original Building	<u>1963</u>	<u>191,836</u>	\$	
Addition/Renovation	<u>1969</u>	<u>52,845</u>	\$	
Addition/Renovation			\$	
Addition/Renovation			\$	

## 5. Justification of LEA Request:

On March 9th, 2021 the Baltimore City Public Schools Board of Commissioners voted to  
surplus the West Baltimore #80 building back to Baltimore City in the summer of 2022 after it is no longer needed for  
educational purposes but retain the portion of the land containing the spaces used by North Bend Elementary/Middle School.

6. To whom will property be conveyed? City of Baltimore7. Proposed use of building and/or site: N/A8. Requesting approval of the State Superintendent of Schools? X YES          NO

NOTE: SEE INSTRUCTIONS FOR REQUIRED ATTACHMENTS.

  
 Superintendent of Schools

**CHANGE IN STATUS OF A SCHOOL FACILITY**LEA: Baltimore City Public SchoolsDATE: 01/22/2021NAME OF PROPERTY: 138 Harriet Tubman buildingSRC: 319LOCATION: 1807 Harlem Avenue, 21217PSCP: 30.150

## 1. Check one:


Approval of: X Disposal of Property          Easement/R.O.W. (over one acre)Notification of:          Change Name/Educational Function          Closure  
         Easement/R.O.W. (less than one acre)2. Size of existing site in acres: 1.123. Size of Easements, R.O.W. or property being transferred in acres:         

## 4. Project Data:

	Date of Acquisition/ Contract	Area/ Square Feet	State Cost	Local Cost
Land			\$	
Original Building	<u>1976</u>	<u>48,600</u>	\$	
Addition/Renovation			\$	
Addition/Renovation			\$	
Addition/Renovation			\$	

5. Justification of LEA Request: On January 12, 2021 the Baltimore City Public Schools' Board of Commissioners voted to surplus the Harriet Tubman #138 building in the summer of 2021.6. To whom will property be conveyed? City of Baltimore7. Proposed use of building and/or site: N/A8. Requesting approval of the State Superintendent of Schools? X YES          NO

NOTE: SEE INSTRUCTIONS FOR REQUIRED ATTACHMENTS.



Superintendent of Schools

**CHANGE IN STATUS OF A SCHOOL FACILITY**LEA: Baltimore City Public SchoolsDATE: 01/29/2021NAME OF PROPERTY: 145 Alexander Hamilton Elementary SchoolSRC: 291LOCATION: 800 Poplar Grove Street, 21216PSCP: 30.068

## 1. Check one:

Approval of: X Disposal of Property        Easement/R.O.W. (over one acre)Notification of:        Change Name/Educational Function X Closure  
       Easement/R.O.W. (less than one acre)2. Size of existing site in acres: 3.473. Size of Easements, R.O.W. or property being transferred in acres:       

## 4. Project Data:

	<u>Date of Acquisition/ Contract</u>	<u>Area/ Square Feet</u>	<u>State Cost</u>	<u>Local Cost</u>
Land			\$	
Original Building	<u>1981</u>	<u>53,304</u>	\$	
Addition/Renovation	<u>2011</u>	<u>3,680</u>	\$	
Addition/Renovation			\$	
Addition/Renovation			\$	

5. Justification of LEA Request: On January 12, 2021 the Baltimore City Public Schools' Board of Commissioners

voted to close the Alexander Hamilton #145 building. Alexander Hamilton will merge with Calverton and James Mosher into one  
zone. Pre-kindergarten to grade 2 students will be rezoned to James Mosher. Additionally rezone grades 3 through to Calverton  
Elementary/Middle. The Alexander Hamilton #145 building will be surplus back to the city of Baltimore in the summer of  
2021 when it is no longer needed for educational purposes.

6. To whom will property be conveyed? City of Baltimore7. Proposed use of building and/or site: N/A8. Requesting approval of the State Superintendent of Schools? X YES        NO

NOTE: SEE INSTRUCTIONS FOR REQUIRED ATTACHMENTS.

  
 Superintendent of Schools

**CHANGE IN STATUS OF A SCHOOL FACILITY**LEA: Baltimore City Public SchoolsDATE: 01/22/2021NAME OF PROPERTY: 209 Winston buildingSRC: 529LOCATION: 1101 Winston Avenue, 21212PSCP: 30.173

## 1. Check one:

Approval of: X Disposal of Property        Easement/R.O.W. (over one acre)Notification of:        Change Name/Educational Function        Closure  
       Easement/R.O.W. (less than one acre)2. Size of existing site in acres: 7.113. Size of Easements, R.O.W. or property being transferred in acres:       

## 4. Project Data:

	<u>Date of Acquisition/ Contract</u>	<u>Area/ Square Feet</u>	<u>State Cost</u>	<u>Local Cost</u>
Land	<u>      </u>	<u>      </u>	\$ <u>      </u>	<u>      </u>
Original Building	<u>1959</u>	<u>73,573</u>	\$ <u>      </u>	<u>      </u>
Addition/Renovation	<u>1976</u>	<u>11,952</u>	\$ <u>      </u>	<u>      </u>
Addition/Renovation	<u>1968</u>	<u>14,535</u>	\$ <u>      </u>	<u>      </u>
Addition/Renovation	<u>2002</u>	<u>2,966</u>	\$ <u>      </u>	<u>      </u>

5. Justification of LEA Request: On March 9th, 2021 the Baltimore City Public Schools' Board of Commissioners voted to surplus the Winston #209 building in the summer of 2021 after it is no longer needed for educational purposes.6. To whom will property be conveyed? City of Baltimore7. Proposed use of building and/or site: N/A8. Requesting approval of the State Superintendent of Schools? X YES        NO

NOTE: SEE INSTRUCTIONS FOR REQUIRED ATTACHMENTS.

  
 Superintendent of Schools

**CHANGE IN STATUS OF A SCHOOL FACILITY**LEA: Baltimore City Public SchoolsDATE: 01/22/2021NAME OF PROPERTY: 214 Guilford Elementary/Middle SchoolSRC: 407LOCATION: 4520 York Rd, 21212PSCP: 30.077

## 1. Check one:

Approval of: X Disposal of Property        Easement/R.O.W. (over one acre)Notification of:        Change Name/Educational Function X Closure       Easement/R.O.W. (less than one acre)2. Size of existing site in acres: 4.803. Size of Easements, R.O.W. or property being transferred in acres:       

## 4. Project Data:

	<u>Date of Acquisition/ Contract</u>	<u>Area/ Square Feet</u>	<u>State Cost</u>	<u>Local Cost</u>
Land			\$	
Original Building	<u>1916</u>	<u>30,036</u>	\$	
Addition/Renovation	<u>1972</u>	<u>11,423</u>	\$	
Addition/Renovation	<u>1972</u>	<u>17,628</u>	\$	
Addition/Renovation	<u>1991</u>	<u>36,800</u>	\$	

5. Justification of LEA Request: On January 12, 2021 the Baltimore City Public Schools' Board of Commissionersvoted to close the Guilford Elementary/ Middle school #214 building at the end of the 2020-21 school year andrezone students to Walter P. Carter Elementary/ Middle school. The Guilford building will be surplus back to thecity of Baltimore in the summer of 2021.6. To whom will property be conveyed? City of Baltimore7. Proposed use of building and/or site: N/A8. Requesting approval of the State Superintendent of Schools? X YES        NO

NOTE: SEE INSTRUCTIONS FOR REQUIRED ATTACHMENTS.



Superintendent of Schools

**CHANGE IN STATUS OF A SCHOOL FACILITY**LEA: Baltimore City Public SchoolsDATE: 01/21/2020NAME OF PROPERTY: 261 Lockerman Bundy Elementary SchoolSRC: 278LOCATION: 301 N. Pulaski Street, 21223PSCP: 30.067

## 1. Check one:

Approval of: X Disposal of Property        Easement/R.O.W. (over one acre)Notification of:        Change Name/Educational Function X Closure       Easement/R.O.W. (less than one acre)2. Size of existing site in acres: 0.983. Size of Easements, R.O.W. or property being transferred in acres:       

## 4. Project Data:

	Date of Acquisition/ <u>Contract</u>	Area/ Square <u>Feet</u>	State <u>Cost</u>	Local <u>Cost</u>
Land			\$	
Original Building	<u>1978</u>	<u>48,600</u>	\$	
Addition/Renovation			\$	
Addition/Renovation			\$	
Addition/Renovation			\$	

5. Justification of LEA Request: On January 12, 2021 the Baltimore City Public Schools' Board of Commissioners voted to close the Lockerman Bundy #261 building at the end of the 2020-21 school year and rezone the students to Mary Ann

Winterling Elementary School. Also to expand the Mary Ann Winterling zone to include the Lockerman Bundy zone and adjust

the expanded Mary Ann Winterling zone so that the zone does not cross Route 40. Students on the other side of Route 40 will be

rezoned to Harlem Park Elementary/Middle School. The Lockerman Bundy building will be surplus back to the city of

Baltimore in the summer of 2021.

6. To whom will property be conveyed? City of Baltimore7. Proposed use of building and/or site: N/A8. Requesting approval of the State Superintendent of Schools? X YES        NO

NOTE: SEE INSTRUCTIONS FOR REQUIRED ATTACHMENTS.



Superintendent of Schools

**CHANGE IN STATUS OF A SCHOOL FACILITY**LEA: Baltimore City Public SchoolsDATE: 01/22/2021NAME OF PROPERTY: 263 William C. March buildingSRC: 751LOCATION: 2050 N. Wolfe Street, 21213PSCP: 30.273

## 1. Check one:

Approval of: X Disposal of Property          Easement/R.O.W. (over one acre)Notification of:          Change Name/Educational Function          Closure  
         Easement/R.O.W. (less than one acre)2. Size of existing site in acres: 12.68

Please Note: City Schools is retaining the land and that it's a joint site with Harford Heights. Building Number has been referred to as both #263 and #37


3. Size of Easements, R.O.W. or property being transferred in acres:         

## 4. Project Data:

	Date of Acquisition/ Contract	Area/ Square Feet	State Cost	Local Cost
Land			\$	
Original Building	<u>1974</u>	<u>97,809</u>	\$	
Addition/Renovation			\$	
Addition/Renovation			\$	
Addition/Renovation			\$	

5. Justification of LEA Request: On January 12, 2021 the Baltimore City Public Schools' Board of Commissioners voted to surplus the William C. March #263 building in the summer of 2021 after it is no longer needed for educational purposes and retain the land used by the Harford Heights campus.6. To whom will property be conveyed? City of Baltimore7. Proposed use of building and/or site: N/A8. Requesting approval of the State Superintendent of Schools? X YES          NO

NOTE: SEE INSTRUCTIONS FOR REQUIRED ATTACHMENTS.

  
 Superintendent of Schools

IAC MEETING 04/29/2019

**CHANGE IN STATUS OF A SCHOOL FACILITY**LEA: Baltimore City Public SchoolsDATE: 01/22/2021NAME OF PROPERTY: 313 Lois T. Murray Elementary/Middle SchoolSRC: 20LOCATION: 1600 E. Arlington Avenue, 21239PSCP: 30.154

## 1. Check one:

Approval of: X Disposal of Property          Easement/R.O.W. (over one acre)Notification of:          Change Name/Educational Function          Closure  
         Easement/R.O.W. (less than one acre)2. Size of existing site in acres: 1.493. Size of Easements, R.O.W. or property being transferred in acres:         

## 4. Project Data:

	Date of Acquisition/ Contract	Area/ Square Feet	State Cost	Local Cost
Land			\$	
Original Building	<u>1979</u>	<u>20,725</u>	\$	
Addition/Renovation			\$	
Addition/Renovation			\$	
Addition/Renovation			\$	

5. Justification of LEA Request: On January 12, 2021 the Baltimore City Public Schools' Board of Commissioners  
voted to surplus the Lois T. Murray #313 building back to the city of Baltimore in the summer of 2021. The Lois T. Murray  
program will relocate to its new specially designed space in the renovated 21st Century Walter P. Carter building in the summer  
of  
2021.

6. To whom will property be conveyed? City of Baltimore7. Proposed use of building and/or site: N/A8. Requesting approval of the State Superintendent of Schools? X YES          NO

NOTE: SEE INSTRUCTIONS FOR REQUIRED ATTACHMENTS.

  
 Superintendent of Schools

**CHANGE IN STATUS OF A SCHOOL FACILITY**LEA: Baltimore City Public SchoolsDATE: 01/22/2021NAME OF PROPERTY: 314 Sharp- Leadenhall Elementary SchoolSRC: 20LOCATION: 150 W. West Street, 21230PSCP: 30.155

## 1. Check one:

Approval of: X Disposal of Property          Easement/R.O.W. (over one acre)Notification of:          Change Name/Educational Function          Closure         Easement/R.O.W. (less than one acre)2. Size of existing site in acres: 1.533. Size of Easements, R.O.W. or property being transferred in acres:         

## 4. Project Data:

	<u>Date of Acquisition/ Contract</u>	<u>Area/ Square Feet</u>	<u>State Cost</u>	<u>Local Cost</u>
Land			\$	
Original Building	<u>1979</u>	<u>20,725</u>	\$	
Addition/Renovation			\$	
Addition/Renovation			\$	
Addition/Renovation			\$	

5. Justification of LEA Request: On January 12, 2021 the Baltimore City Public Schools' Board ofCommissioners voted to surplus the Sharp-Leadenhall ES #314 building in the summer of 2021. Grade bands will be expandedfrom grades 1 to 5 to 1 to 8 and relocate the program renovated 21st Century Harford Heights building.6. To whom will property be conveyed? City of Baltimore7. Proposed use of building and/or site: N/A8. Requesting approval of the State Superintendent of Schools? X YES          NO

NOTE: SEE INSTRUCTIONS FOR REQUIRED ATTACHMENTS.

  
 Superintendent of Schools

**CHANGE IN STATUS OF A SCHOOL FACILITY**LEA: Baltimore City Public SchoolsDATE: 01/22/2021NAME OF PROPERTY: 401 Northwestern buildingSRC: 1535LOCATION: 6900 Park Heights Avenue, 21215PSCP: 30.187

## 1. Check one:

Approval of: X Disposal of Property          Easement/R.O.W. (over one acre)Notification of:          Change Name/Educational Function          Closure         Easement/R.O.W. (less than one acre)2. Size of existing site in acres: 16.203. Size of Easements, R.O.W. or property being transferred in acres:         

## 4. Project Data:

	Date of Acquisition/ <u>Contract</u>	Area/ Square <u>Feet</u>	State <u>Cost</u>	Local <u>Cost</u>
Land			\$	
Original Building	<u>1966</u>	<u>307,200</u>	\$	
Addition/Renovation	<u>1995</u>	<u>4,934</u>	\$	
Addition/Renovation	<u>2001</u>	<u>8,900</u>	\$	
Addition/Renovation			\$	

5. Justification of LEA Request: On January 12, 2021 the Baltimore City Public Schools' Board of Commissioners voted to change the surplus year for the Northwestern #401 building from 2021 to 2025.6. To whom will property be conveyed? City of Baltimore7. Proposed use of building and/or site: N/A8. Requesting approval of the State Superintendent of Schools? X YES          NO

NOTE: SEE INSTRUCTIONS FOR REQUIRED ATTACHMENTS.



Superintendent of Schools



# **BALTIMORE CITY PUBLIC SCHOOLS**

## **Annual Review of Schools: 2020-21 Recommendations**

### **Presentation to the Baltimore City Board of School Commissioners**

**March 9, 2021**

**Dr. Sonja Brookins Santelises**  
Chief Executive Officer, Baltimore City Public Schools

**Angela Alvarez, Executive Director, Office of New Initiatives**  
**John Davis, Chief of Schools**  
**Lynette Washington, Chief Operating Officer**



## Timeline

Action	Date
Recommendation presented to Board at public meeting	Tuesday, November 10, 2020
Community engagement process (community meetings, steering committee, Board hearings)	November – December 2020
Original Board vote date at which announcement of postponement shared	Tuesday, January 12, 2021
Opportunity to share written testimony with the Board	By 5 pm Friday, March 5, 2021
Board vote on Annual Review Recommendations	Tuesday, March 9, 2021

**BALTIMORE CITY**  
**PUBLIC SCHOOLS**



## Timeline


Action	Date
Recommendations presented to Board at public meeting	Tuesday, January 12, 2021
Community meeting on recommendation	Tuesday, January 26, 2021
Board Hearing	Tuesday, February 9, 2021 (8:00 – 8:30 pm)
Opportunity to share written testimony with the Board	By 5 pm Friday, March 5, 2021
Board vote on Annual Review Recommendations	Tuesday, March 9, 2021



## Building Surpluses

Bldg. No.	Building Name	Address	Square footage	Current surplus date	Considerations
145	Alexander Hamilton	800 Poplar Grove Street	50,304	Summer 2021	Program closure and surplus due to 21 <sup>st</sup> Century School Buildings Plan. On Exhibit 6.
138	Harriet Tubman Building	1807 Harlem Ave, 21217	48,600	Summer 2021	Has been used for swing space for the past 2 years by Robert Coleman E; school returns to their renovated 21 <sup>st</sup> Century School building; not on Exhibit 6
214	Guilford Building	4520 York Road	65,851	Summer 2021	Program closure and surplus due to 21 <sup>st</sup> Century School Buildings Plan. On Exhibit 6.
261	Lockerman Bundy Building	301 N. Pulaski, 21223	48,600	Summer 2021	Program closure; not on Exhibit 6

**BALTIMORE CITY**  
**PUBLIC SCHOOLS**



## Building Surpluses

Bldg. No.	Building Name	Address	Square footage	Current surplus date	Considerations
313	Lois T. Murray	1600 E. Arlington Ave.	20,752	Summer 2021	Program will be relocating to a co-location with Walter P. Carter. Surplus needs to be after ESY programming. On Exhibit 6.
314	Sharp-Leadenhall Building	150 W. West St, 21230	20,725	Summer 2021	Program will be relocating to a co-location with Harford Heights. On Exhibit 6.
37	William C. March	2050 N. Wolfe Street, 21213	97,809	Summer 2021	Building will be vacated after Harford Heights moves out of swing space. On Exhibit 6.
209	Winston Building	1101 Winston Avenue, 21212	100,060	Summer 2021	Building will be vacated after Walter P. Carter moves out of swing space. Not on Exhibit 6.
<b>Total: Planned Actions for 2021</b>					
80	West Baltimore Middle	201 North Bend Road, 21229	244,681	Summer 2022	Building will be vacated after Calverton moves out of swing space; may be needed as swing space for North Bend

**BAITMORE CITY**  
**PUBLIC SCHOOLS**

# BALTIMORE CITY PUBLIC SCHOOLS

## BOARD OF SCHOOL COMMISSIONERS

Linda M. Chinnia, *Chair*

Johnette A. Richardson, *Vice-Chair*

Dr. Michelle Harris Bondima

Dr. Durryle Brooks

Dr. Martha James-Hassan

Commissioner Ateira M. Griffin

Ronald S. McFadden

Vernon A. Reid

Shantell L. Roberts

Kyreé Sykes, *Student Commissioner*

Christian Gant, Esq., *Board Executive Officer*

## SENIOR MANAGEMENT TEAM

Dr. Sonja Brookins Santelises, *Chief Executive Officer*

Joshua I. Civin, *Chief Legal Officer*

Dr. Joan Dabrowski, *Chief Academic Officer*

John L. Davis, Jr., *Chief of Schools*

Christopher Doherty, *Chief Financial Officer*

Jeremy Grant-Skinner, *Chief Human Capital Officer*

Tina Hike-Hubbard, *Chief of Communications, Engagement, and Enrollment*

Theresa Jones, *Chief Achievement and Accountability Officer*

Alison Perkins-Cohen, *Chief of Staff*

Dr. Lynette Washington, *Chief Operating Officer*

# Agenda Item Details

Meeting	Jan 12, 2021 - Public Board Meeting
Category	Consent Agenda Vote
Subject	Annual Review of Schools: Harriet Tubman Building
Type	Action
Recommended Action	Surplus the Harriet Tubman Building in summer 2021 after it is no longer needed for educational purposes.



Annual Review Public Presentation Board Vote UPDATE 01.07.12.pdf (5,224 KB)

## Motion & Voting



Surplus the Harriet Tubman Building in summer 2021 after it is no longer needed for educational purposes.

Motion by Johnette A Richardson, second by Ronald S McFadden.

Final Resolution: Motion Carries

Yea: Linda Chinnia, Martha James-Hassan, Michelle Harris Bondima, Ronald S McFadden, Johnette A Richardson, Vernon Reid, Durryle Brooks, Shantell Roberts

Abstain: Kyree Sykes

# Agenda Item Details

Meeting	Jan 12, 2021 - Public Board Meeting
Category	Consent Agenda Vote
Subject	Annual Review of Schools: Alexander Hamilton Elementary School
Type	Action
Recommended Action	Alexander Hamilton 1) Close Alexander Hamilton at the end of SY 2020-21. 2) Rezone pre-k to 2nd grade students to James Mosher Elementary School; rezone 3rd through 8th grade students to Calverton Elementary/Middle and expand the Mosher/Calverton zone to absorb Alexander Hamilton’s zone. 3) Surplus the Alexander Hamilton building at the end of school year 2020- 21 when it is no longer needed for educational purposes.

 Annual Review Public Presentation Board Vote UPDATE 01.07.12.pdf (5,224 KB)

## Motion & Voting

★ Alexander Hamilton  
1) Close Alexander Hamilton at the end of SY 2020-21. 2) Rezone pre-k to 2nd grade students to James Mosher Elementary School; rezone 3rd through 8th grade students to Calverton Elementary/Middle and expand the Mosher/Calverton zone to absorb Alexander Hamilton’s zone. 3) Surplus the Alexander Hamilton building at the end of school year 2020- 21 when it is no longer needed for educational purposes.

Motion by Johnette A Richardson, second by Vernon Reid.  
Final Resolution: Motion Carries  
Yea: Linda Chinnia, Michelle Harris Bondima, Ronald S McFadden, Johnette A Richardson, Vernon Reid, Durreyle Brooks, Shantell Roberts  
Abstain: Kyree Sykes  
Not Present at Vote: Martha James-Hassan

# Agenda Item Details

Meeting	Jan 12, 2021 - Public Board Meeting
Category	Consent Agenda Vote
Subject	Annual Review of Schools: Guilford Elementary/Middle School
Type	Action
Recommended Action	Guilford 1) Close Guilford Elementary/ Middle School at the end of the SY 2020-21 and rezone students to Walter P. Carter Elementary/Middle School. 2) Expand the Walter P. Carter Elementary/Middle School zone to include the Guilford zone. 3) Surplus the Guilford building in summer 2021 when the building is no longer needed for educational purposes.



Annual Review Public Presentation Board Vote UPDATE 01.07.12.pdf (5,224 KB)

## Motion & Voting



Guilford  
1) Close Guilford Elementary/ Middle School at the end of the SY 2020-21 and rezone students to Walter P. Carter Elementary/Middle School. 2) Expand the Walter P. Carter Elementary/Middle School zone to include the Guilford zone. 3) Surplus the Guilford building in summer 2021 when the building is no longer needed for educational purposes.

Motion by Johnette A Richardson, second by Shantell Roberts.

Final Resolution: Motion Carries

Yea: Linda Chinnia, Michelle Harris Bondima, Ronald S McFadden, Johnette A Richardson, Vernon Reid, Durryle Brooks, Shantell Roberts

Abstain: Kyree Sykes

Not Present at Vote: Martha James-Hassan

## Agenda Item Details

Meeting	Jan 12, 2021 - Public Board Meeting
Category	Consent Agenda Vote
Subject	Annual Review of Schools: Lockerman-Bundy
Type	Action
Recommended Action	Lockerman Bundy 1) Close the Lockerman Bundy program at the end of SY 2020-21. 2) Expand Mary Ann Winterling to include the Lockerman Bundy zone. 3) Adjust the Mary Ann Winterling zone so that it does not cross route 40. Students on the other side of route 40 would be re-zoned to Harlem Park, for new families. 4) Surplus the Lockerman Bundy building in summer 2021.



Annual Review Public Presentation Board Vote UPDATE 01.07.12.pdf (5,224 KB)

## Motion & Voting



### Lockerman Bundy

1) Close the Lockerman Bundy program at the end of SY 2020-21. 2) Expand Mary Ann Winterling to include the Lockerman Bundy zone. 3) Adjust the Mary Ann Winterling zone so that it does not cross route 40. Students on the other side of route 40 would be re-zoned to Harlem Park, for new families. 4) Surplus the Lockerman Bundy building in summer 2021.

Motion by Johnette A Richardson, second by Ronald S McFadden.

Final Resolution: Motion Carries

Yea: Linda Chinnia, Martha James-Hassan, Michelle Harris Bondima, Ronald S McFadden, Johnette A Richardson, Vernon Reid, Durryle Brooks, Shantell Roberts

Abstain: Kyree Sykes

## Agenda Item Details

Meeting	Jan 12, 2021 - Public Board Meeting
Category	Consent Agenda Vote
Subject	Annual Review of Schools: William C. March Building
Type	Action
Recommended Action	Surplus the William C. March Building in summer 2021 after it is no longer needed for educational purposes. Retain the land for educational use on Harford Heights campus per the 21st Century Plan.



Annual Review Public Presentation Board Vote UPDATE 01.07.12.pdf (5,224 KB)

## Motion & Voting

- ★ Surplus the William C. March Building in summer 2021 after it is no longer needed for educational purposes. Retain the land for educational use on Harford Heights campus per the 21st Century Plan.

Motion by Johnette A Richardson, second by Martha James-Hassan.

Final Resolution: Motion Carries

Yea: Linda Chinnia, Martha James-Hassan, Michelle Harris Bondima, Ronald S McFadden, Johnette A Richardson, Vernon Reid, Durreyle Brooks, Shantell Roberts

Abstain: Kyree Sykes

## Agenda Item Details

Meeting	Jan 12, 2021 - Public Board Meeting
Category	Consent Agenda Vote
Subject	Annual Review of Schools: Lois T. Murray Elementary/Middle School
Type	Action
Recommended Action	Lois T. Murray 1) Relocate the Lois T. Murray program to the renovated Walter P. Carter building at the end of the SY 2020-21. 2) Surplus the Lois T. Murray building in summer 2021 after it is no longer needed for educational purposes.



Annual Review Public Presentation Board Vote UPDATE 01.07.12.pdf (5,224 KB)

## Motion & Voting



Lois T. Murray

1) Relocate the Lois T. Murray program to the renovated Walter P. Carter building at the end of the SY 2020-21. 2) Surplus the Lois T. Murray building in summer 2021 after it is no longer needed for educational purposes.

Motion by Johnette A Richardson, second by Michelle Harris Bondima.

Final Resolution: Motion Carries

Yea: Linda Chinnia, Martha James-Hassan, Michelle Harris Bondima, Ronald S McFadden, Johnette A Richardson, Vernon Reid, Durryle Brooks, Shantell Roberts

Abstain: Kyree Sykes

## Agenda Item Details

Meeting	Jan 12, 2021 - Public Board Meeting
Category	Consent Agenda Vote
Subject	Annual Review of Schools: Sharp-Leadenhall Elementary School
Type	Action
Recommended Action	1) Relocate the Sharp-Leadenhall program to the renovated Harford Heights 21st Century building at the end of SY 2020-21. 2) Surplus the Sharp-Leadenhall building in summer 2021 when construction is complete and facility is after no longer needed for educational use. 3) Change the grade configuration of Sharp-Leadenhall from grades 1 – 5 to grades 1 – 8 for SY 2021-22.



Annual Review Public Presentation Board Vote UPDATE 01.07.12.pdf (5,224 KB)

## Motion & Voting



1) Relocate the Sharp-Leadenhall program to the renovated Harford Heights 21st Century building at the end of SY 2020-21. 2) Surplus the Sharp-Leadenhall building in summer 2021 when construction is complete and facility is after no longer needed for educational use. 3) Change the grade configuration of Sharp-Leadenhall from grades 1 – 5 to grades 1 – 8 for SY 2021-22.

Motion by Johnette A Richardson, second by Michelle Harris Bondima.

Final Resolution: Motion Carries

Yea: Linda Chinnia, Martha James-Hassan, Michelle Harris Bondima, Ronald S McFadden, Johnette A Richardson, Vernon Reid, Durryle Brooks, Shantell Roberts

Abstain: Kyree Sykes

# Agenda Item Details

Meeting	Jan 12, 2021 - Public Board Meeting
Category	Consent Agenda Vote
Subject	Annual Review of Schools: Northwestern Building
Type	Action
Recommended Action	Northwestern Building Amend surplus date for Northwestern building to summer 2025.



Annual Review Public Presentation Board Vote UPDATE 01.07.12.pdf (5,224 KB)

## Motion & Voting

- ★ Northwestern Building  
Amend surplus date for Northwestern building to summer 2025.

Motion by Johnette A Richardson, second by Shantell Roberts.  
Final Resolution: Motion Carries  
Yea: Linda Chinnia, Martha James-Hassan, Michelle Harris Bondima, Ronald S McFadden, Johnette A Richardson, Vernon Reid, Durryle Brooks, Shantell Roberts  
Abstain: Kyree Sykes

## Item 2.B. Site Approval – Montgomery County Public Schools – Crown High School

---

### **Motion:**

To approve the use by the Montgomery County Board of Education (MCBOE) of 30.68 acres at 9400 Fields Road, Gaithersburg, MD, 20878, on the tract known as Lot 1, Block GG, Crown Farm, for the construction of a Crown High School, with a scheduled opening in August 2026; adhering to the actions identified in the state clearinghouse review, state identifier MD20210128-0051.

### **Background:**

The Montgomery County Board of Education (MCBOE) requests site approval for the Crown High School site, located at 9400 Fields Road in Gaithersburg.

The property is currently owned by the City of Gaithersburg and will be dedicated, at no cost, to the Montgomery County Board of Education for the use of a public high school, per an annexation agreement between the developer and the City of Gaithersburg, recorded at the Land Records of Montgomery County, dated December 7, 2010.

On December 7, 2010, by way of Second Amendment to Annexation Agreement X-182, recorded among the Land Records (I/f 40686/236), a developer agreed to donate to the City of Gaithersburg a parcel of land from the Crown Village Property, containing no more than 32.1 acres, for the use and construction of a public high school by Montgomery County Public Schools. On June 26, 2019, VII Crown Farm Owner, LLC conveyed the approximately 30.68-acre future school site parcel to the City of Gaithersburg.

When the state approval process is complete, a deed from the City of Gaithersburg will be recorded at the Land Records of Montgomery County. The new school project has been identified in the approved Fiscal Year (FY) 2021 Capital Budget and the FY 2021–2026 Capital Improvements Program for completion by August 2026.

The site was one of three evaluated. The estimated cost of construction is \$136.2 million. The school has a proposed capacity of 2,700 students in grades 9-12 and will serve the mid-county region of Montgomery County.

The Montgomery County Board of Education approved the site on July 18, 2006. State Clearinghouse review was completed in March 2021.

### Land Use and Infrastructure

- The site is in the County's PFA.
- Current zoning is MXD, Mixed Use Development. Crown Farm is currently a developing, mixed use, transit-focused neighborhood. Public institutional use is permitted within the zone.
- Public water, sewer, natural gas and electric service are available within the existing development.
- The site is in a planned residential neighborhood currently under construction. Existing commercial uses exist to the north, south, and east of the site.
- The site is surrounded on three sides by MCDOT-maintained roadways.

- The nearest fire station is 2.2 miles away.

#### Environmental and Natural Settings

- The southern portion of the site is located within a 100-year floodplain. Construction near the floodplain, if it occurs, would be limited to storm drain outfall only.
- There are no tidal or non-tidal wetlands on the site.
- The site was previously used as agricultural land.
- No known rare, threatened or endangered species of plant or animals or habitats are known to exist on or near the site.
- There is significant drainage to the unnamed tributary on site. The remainder of off-site drainage is limited to adjacent street runoff.
- A Storm Drain Easement, Forest Conservation Easement, P.U.E., Fire Hydrant Easement, and a PEPCO Easement will be required to complete construction.

**Item 2.C. Approval of Property Transfer – Anne Arundel County – Severn Intergenerational Center (Reece Road site)**

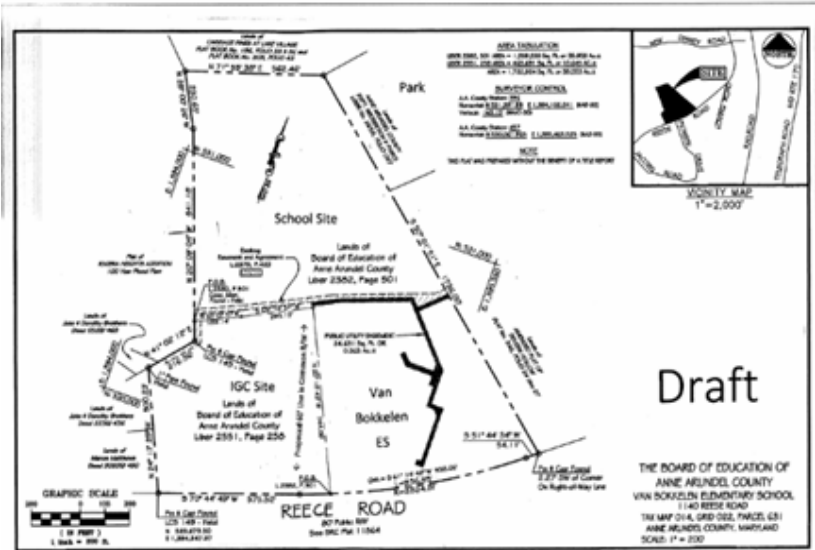
**Motion:**

- 1) To approve the transfer of 10.6 acres of land, at 1140 Reece Road, Severn, Maryland, 21144, an unimproved property adjacent to Van Bokkelen Elementary School, from the Anne Arundel County Board of Education to Anne Arundel County government for use as the future Severn Intergenerational Center, with associated access and pedestrian easements to allow for future Board of Education access to the property.
- 2) To allow the use by the Anne Arundel County Board of Education of the 15.67-acre adjacent Meade Village Park site, at 1760 Meade Village Circle, Severn, MD, 21144, for future athletic, recreational and park activities at Van Bokkelen Elementary School and an associated future school site, under a future shared use agreement for the Meade Village Park site.

**Background Information:**

<b>Acres involved in transaction:</b>	10.6 (of 39.5-acre parcel)
<b>State Investment</b>	\$0
<b>Outstanding State Bond Debt</b>	\$0
<b>Debt Service Payment Schedule</b>	N/A

The Anne Arundel County Board of Education (AACBOE) seeks approval from the Interagency Commission for School Construction to transfer 10.6 acres of land to the Anne Arundel County government for the development of the Severn Intergenerational Center. The 27,000-square foot center would include a 13,500-square foot senior center.



Under the terms of an agreement between the AACBOE and the county government dated October 30, 2020, the Board of Education would transfer the unimproved parcel, which the Board of Education acquired in 1972, and retain 28.9 acres that contains Van Bokkelen Elementary School, just to the east, and a future school site directly behind the proposed center and existing school.

The agreement includes access and pedestrian easements to allow the Board of Education to access the property and facilitate future utility improvements.

As part of the agreement, the County will develop a future shared use agreement with the Board of Education enabling the BOE use of the 15.67-acre Meade Village Park site, at 1760 Meade Village Circle, for future athletic, recreational and park activities at Van Bokkelen Elementary School and the future school site. This park property was improved with Maryland DNR Program Open Space funds and is behind and adjacent to the future school site.

An unoccupied existing home on the undeveloped site acquired by the Board of Education will be demolished. The parties will work together to execute the needed documents and fulfill local requirements should State approval of this proposed action be granted.

**Item 2.D. Approval of Property Change/Transfer – Dorchester County – Hurlock Elementary School Ballfields**

---

**Motion:**

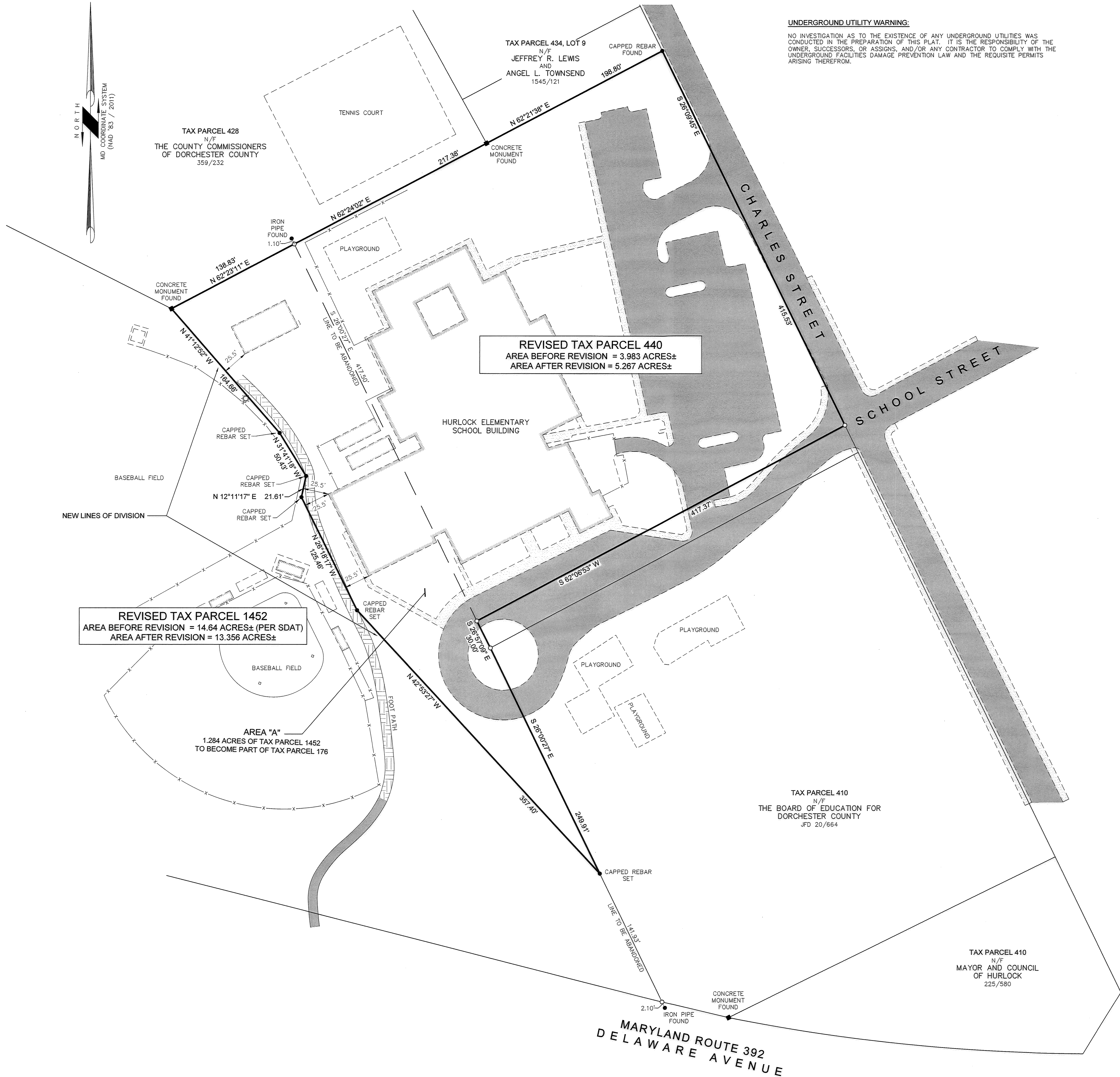
To approve a minor modification of parcel boundaries and transfer of property from the Board of Education of Dorchester County to the Dorchester County Government of Tax Parcel 440, occupied by Hurlock Elementary School, 301 Charles Street, Hurlock, MD, 21643, and Tax Parcel 1452, directly behind the school, which is owned by the Dorchester County Government and occupied by a ballfield and concession stand, so that all existing recreational uses are on county-owned property.

**Background Information:**

The Board of Education of Dorchester County seeks approval from the Interagency Commission on School Construction to make a minor modification of parcel boundaries in coordination with the Dorchester County Government, so that all of the recreational uses behind Hurlock Elementary School, at 301 Charles Street in Hurlock, are on county-owned property.

Under the revision, the school would occupy Tax Parcel 440, controlled by the Board of Education, thus reducing its size from 5.267 to 3.963 acres, and the ballfield and concession stand would occupy Tax Parcel 1452, owned by Dorchester County, which would increase in size from 13.356 to 14.64 acres. The change is being made to expand Tax Parcel 1452 to include the concession stand.

The change is being made to clarify the liabilities assumed by the Board of Education, for the school facilities, and the Parks and Recreation for the recreational facilities.

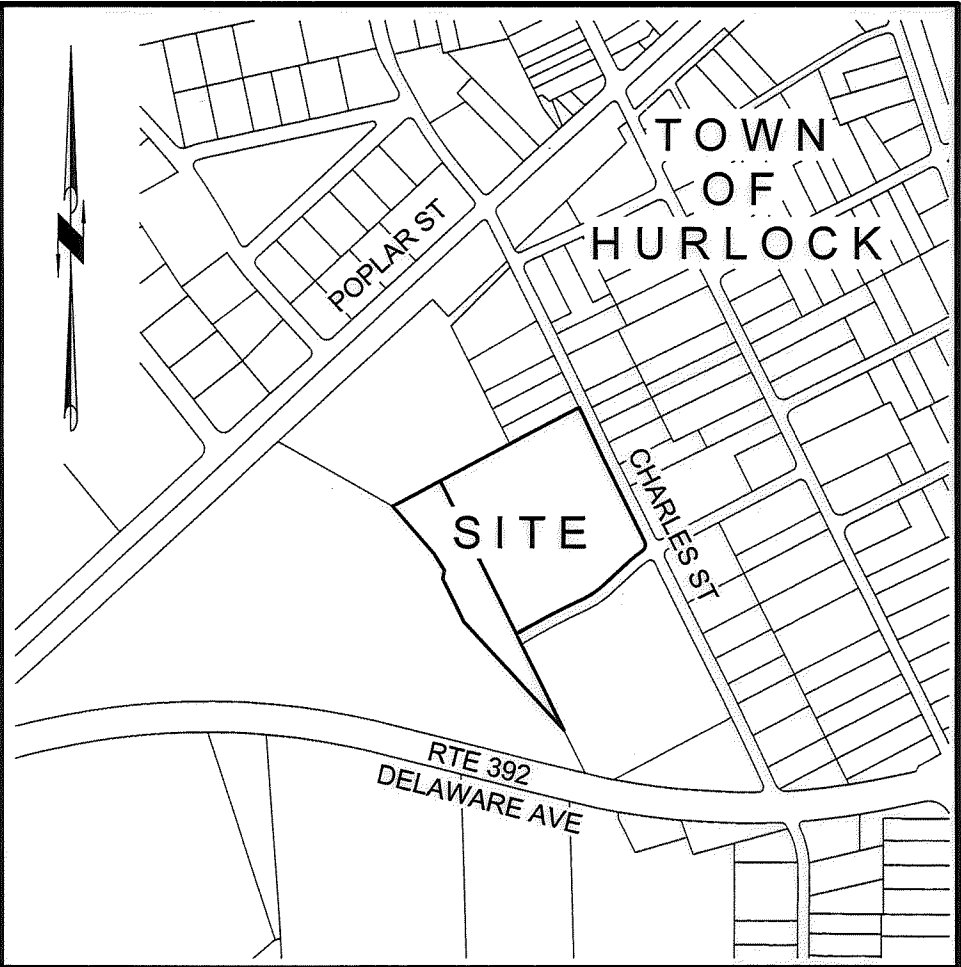


**UNDERGROUND UTILITY WARNING:**

NO INVESTIGATION AS TO THE EXISTENCE OF ANY UNDERGROUND UTILITIES WAS CONDUCTED IN THE PREPARATION OF THIS PLAT. IT IS THE RESPONSIBILITY OF THE OWNER, SUCCESSORS, OR ASSIGNS, AND/OR ANY CONTRACTOR TO COMPLY WITH THE UNDERGROUND FACILITIES DAMAGE PREVENTION LAW AND THE REQUISITE PERMITS ARISING THEREFROM.

**GENERAL NOTES:**

1. SITE INFORMATION:  
OWNER: THE BOARD OF EDUCATION OF DORCHESTER COUNTY, MARYLAND  
OWNER ADDRESS: P.O. BOX 619  
CAMBRIDGE, MARYLAND 21613  
SITE ADDRESS: 209 CHARLES STREET  
HURLOCK, MARYLAND 21613  
TAX MAP 401, GRID 7, PARCEL 440  
TAX ACCOUNT No.: 011742
2. DEED REFERENCE: JFD 13 / 107
3. ZONING: R3—RESIDENTIAL (HIGH DENSITY)
4. BUILDING SETBACKS:  
FRONT 25'  
SIDE 12'  
REAR 25'
5. THE PROPERTY SHOWN HEREON IS LOCATED WITHIN FLOOD PLAIN ZONE 'X' AS SHOWN ON THE FLOOD INSURANCE RATE MAP COMMUNITY PANEL NO. 24019C0088E FOR DORCHESTER COUNTY, MARYLAND DATED MARCH 16, 2015.
6. THE PROPERTY SHOWN HEREON IS NOT LOCATED WITHIN THE CHESAPEAKE BAY CRITICAL AREA.



**VICINITY MAP**  
SCALE: 1" = 500'

**TOWN OF HURLOCK**

APPROVED BY THE TOWN OF HURLOCK

BY Philip W. Rice 10/15/2020  
DATE

**OWNERS CERTIFICATE:**

THIS DEVELOPMENT MAY CONTAIN JURISDICTIONAL NONTIDAL WETLANDS WHICH HAVE NOT BEEN OFFICIALLY DELINEATED BY THE U.S. ARMY CORPS OF ENGINEERS. THE IDENTIFICATION AND/OR DELINEATION OF JURISDICTIONAL NONTIDAL WETLANDS SHOWN ON THIS APPLICATION IS BASED UPON THE FEDERAL MANUAL FOR IDENTIFYING AND DELINEATING JURISDICTIONAL WETLANDS. AS THE APPLICANT OF THIS DEVELOPMENT PROJECT, I UNDERSTAND THAT THE FINAL AUTHORITY FOR ALL NONTIDAL WETLANDS DELINEATIONS AND REGULATIONS FOR LANDS IN THE CRITICAL AREA RESTS WITH THE U.S. ARMY CORPS OF ENGINEERS. I ALSO UNDERSTAND THAT COUNTY APPROVAL OF THIS DEVELOPMENT PROJECT DOES NOT EXEMPT THIS PROJECT FROM OBTAINING PERMITS AND APPROVALS WHICH MAY BE REQUIRED BY THE U.S. ARMY CORPS OF ENGINEERS.

THIS DEVELOPMENT MAY CONTAIN THREATENED OR ENDANGERED SPECIES PROTECTED UNDER THE ENDANGERED SPECIES ACT AS AMENDED. THE U.S. DEPARTMENT OF THE INTERIOR, FISH & WILDLIFE SERVICE ADMINISTERS REGULATIONS DESIGNED TO PROTECT THESE THREATENED OR ENDANGERED SPECIES AND THEIR HABITATS. AS THE APPLICANT FOR THIS DEVELOPMENT ACTIVITY, I UNDERSTAND THAT THE FINAL AUTHORITY FOR ALL DETERMINATIONS CONCERNING THE EFFECT OF THE DEVELOPMENT ON THESE SPECIES AND THEIR HABITAT RESTS WITH THE U.S. DEPARTMENT OF THE INTERIOR, FISH & WILDLIFE SERVICE. I ALSO UNDERSTAND THAT COUNTY APPROVAL OF THIS PROJECT DOES NOT EXEMPT THIS PROJECT FROM OBTAINING ALL PERMITS AND APPROVALS, WHICH MAY BE REQUIRED BY THE U.S. DEPARTMENT OF THE INTERIOR, FISH & WILDLIFE SERVICE.


THE BOARD OF EDUCATION OF DORCHESTER COUNTY, MARYLAND, OWNER OF THE PROPERTY SHOWN AND DESCRIBED HEREON, HEREBY ADOPTS THIS REVISION PLAT.

THE BOARD OF EDUCATION OF DORCHESTER COUNTY, MARYLAND

BY: Philip W. Rice 10-14-2020  
PHILIP W. RICE, PRESIDENT OF THE BOARD OF EDUCATION DATE

THE OWNER HAS SWORN TO AND SUBSCRIBED BEFORE ME THIS 14 DAY OF OCTOBER, 2020.

Dorey Sherrington  
NOTARY



**SURVEYOR CERTIFICATION:**

I, STEVEN W. WHITTEN, A REGISTERED MARYLAND PROFESSIONAL LAND SURVEYOR, CERTIFY TO THE BOARD OF EDUCATION OF DORCHESTER COUNTY, MARYLAND, THAT THIS PLAT OF SUBDIVISION IS IN ACCORDANCE WITH THE DESIRES OF THE OWNERS LISTED HEREON AND THAT THE REQUIREMENTS OF SECTION 3-108 OF THE REAL PROPERTY ARTICLE OF THE ANNOTATED CODE OF MARYLAND, AS FAR AS IT CONCERNS THE MAKING OF THIS PLAT AND SETTING OF PROPERTY MARKERS, HAVE BEEN COMPLIED WITH. I FURTHER CERTIFY THAT THIS PLAT WAS PREPARED UNDER MY DIRECT SUPERVISION, IN ACCORDANCE WITH THE REQUIREMENTS SET FORTH IN 09.13.06.03 AND 09.13.06.12 OF THE ANNOTATED CODE OF MARYLAND, WITHOUT REVIEW OF AN ABSTRACT OF TITLE AND IS ACCURATE TO THE BEST OF MY KNOWLEDGE, INFORMATION AND BELIEF.

Steven W. Whitten  
STEVEN W. WHITTEN, PROFESSIONAL LAND SURVEYOR  
MARYLAND NO. 21328 (CURRENT LICENSE EXPIRES/RENEW: 1 / 8 / 2021)


10 / 13 / 2020  
DATE



0' 50' 100' 150'  
SCALE 1" = 50'

**LOT LINE REVISION**  
OF THE LAND OF  
**THE BOARD OF EDUCATION OF**  
**DORCHESTER COUNTY, MARYLAND**

TAX MAP 401, GRID 7, PARCEL 440  
IN THE TOWN OF HURLOCK  
DORCHESTER COUNTY, MARYLAND



**FINK, WHITTEN & ASSOCIATES, LLC.**

LAND SURVEYING LAND PLANNING  
ENVIRONMENTAL CONSULTING  
PERMITTING

EASTON 410-222-8484  
113 E. Dover St. Unit C  
Easton, Maryland 21601  
CAMBRIDGE 410-222-8885  
504 Maryland Avenue  
Cambridge, Maryland 21613

www.FINKWHITTEN.com

DRAWN	CHECKED
B.S.F.	S.W.W.
DATE	9/17/2020
SCALE	1" = 50'
JOB NO.	D-401-7-440
SHEET NO.	1 of 1

**Item 2.E. Approval of Property Transfer and Disposal – Harford County – Former Havre de Grace High School Auditorium/Gymnasium Building**

---

**Motion:**

To approve the transfer and disposal as surplus property by the Harford County Board of Education of the former Havre de Grace High School Auditorium/Gymnasium Building, at 700 Congress Avenue, Havre de Grace, MD, 21078, to the Harford County Government, for disposition to the City of Havre de Grace as future community use space.

**Background Information and Building Data:**

<b>Size:</b>	143,612 square feet
<b>Acres involved in transaction:</b>	11.39 acres
<b>Original Construction Date:</b>	1961
<b>State Investment</b>	\$0

The Harford County Board of Education (HCBOE) requests approval from the Interagency Commission on School Construction to transfer the former Havre de Grace High School Auditorium/Gymnasium Building to the Harford County Government for ultimate disposal to City of Havre de Grace for a community use that will “create opportunities that will strengthen the Havre de Grace community and enhance economic vitality.”

With the construction of the new Havre de Grace Middle/High Replacement School, the Harford County Public Schools have no use for the existing building and declared it surplus. Officials from Harford County, the City of Havre de Grace and HCPS all endorsed the action in 2019.

Upon state approval, the HCBOE will move forward with the transfer and coordinate with Harford County Government on disposition to the City.

.

## Item 2.F. Approval of Easements

---

**Motion:**

To approve the conveyance by the following Board of Education of the easements specified in the table below:

LEA	School	Type of Easement	Site Acreage	Easement Acreage
Anne Arundel County Public Schools	Quarterfield Elementary School	Forest Conservation	22.25	2.71
Anne Arundel County Public Schools	Hillsmere Elementary School	Forest Conservation	16.12	2.73
Anne Arundel County Public Schools	Old Mill West High School	Forest Conservation	49.0	3.20
Montgomery County Public Schools	John F Kennedy High School	Utility	29.14	0.02
Montgomery County Public Schools	Montgomery Knolls Elementary School	Forest Conservation	10.33	0.08
Wicomico County Public Schools	Beaver Run Elementary School	Utility	17.92	0.3

**Item 2.G. Property Name Change**

---

**Motion:**

This item is informational only and does not require IAC action.

**Background Information:**

The following name change has been submitted to the IAC:

LEA	School	New Name	Date of Board Action
Montgomery County	Col. E. Brooke Lee Middle School	Odessa Shannon Middle School	November 2020

### **Item 3. FY 2023 Cost per Square Foot for School Construction**

---

#### **Motion:**

To adopt the FY 2023 Statewide per-square-foot school building costs of \$353 per sf for building only.

#### **Background Information:**

COMAR 14.39.02.06F requires the Interagency Commission on School Construction (IAC) to establish the average Statewide per-square-foot school building cost that will apply to the capital improvement program by July of the calendar year in which applications are submitted. The calculation should be based on bids received for new school construction in the prior year and cost information derived from industry sources. The adopted figure may be adjusted by the IAC to reflect market conditions before approval of the final State CIP.

Based upon recent school construction bids and a review of national building cost indexes, IAC staff recommends that the IAC increase the cost per sf figure to be used for the FY 2023 CIP to \$353 per sf for building only.

This is a 3.5% increase over the FY 2022 cost per sf figures of \$341 for building only. Please note that site costs and design costs are in addition to this building only figure. However, the gross amount due to each LEA does not change.

**Item 4. Carroll County - Westminster East Middle School Replacement - Gross Area Baseline Variance**

---

**Motion:**

To approve a gross area baseline (GAB) variance that will support an additional 2,740 gross square feet (GSF) for the Westminster East Middle School (PSC 06.004) replacement project, increasing the gross area eligible for state support from 99,278 GSF to 102,018 GSF (inclusive of cooperative use space) for a justifiable planning enrollment of 671 students, consistent with the provisions of COMAR 14.39.02.06E.

**Background:**

At the May 9, 2019 meeting of the IAC, the Commission adopted revised Gross Area Baselines (GABs) for the determination of the gross square footage eligible for state support in capital school construction projects. In contrast to the Maximum Gross Area Allowances, the GABs “enable an IAC variance process by which the IAC may grant additional square footage allowances on a case-by-case basis upon an LEA’s request and presentation of sufficient data supporting the need for additional square footage.”

In a letter dated February 24, 2021, Carroll County Public Schools (CCPS) requested that the IAC support an additional 12,500 GSF above the GAB for the Westminster East Middle School replacement project to support two countywide special-education programs to be co-located in this replacement school project. These programs require a self-contained suite to provide additional resources necessary for meeting requirements in students’ Individual Education Plans (IEPs), while the co-location of the programs with Westminster East Middle School will allow the special-education students to be included in a general education environment when appropriate in order to provide the least restrictive environment (LRE) for each student. Upon receipt of the letter and attachments, staff reviewed the request.

Based upon review of all program considerations in coordination with CCPS staff on March 12, 2021, the following was determined:

1. CCPS’s GAB variance request of 12,500 GSF for the special-education suite could not be considered because the GAB for the entire school already provided 180 GSF per special-education student — or 9,000 total GSF — for the 50 special-education students that the suite will serve.
2. In order to avoid double-counting the 50 special-education students for GSF calculation purposes, the IAC evaluated CCPS’s request as being for an additional 70 GSF per special-education student — or 3,500 total GSF — for the special-education suite;
3. A thorough review with CCPS staff of detailed floor plans, inclusive of furniture layouts and space-utilization data revealed that an additional 54.8 GSF per special-education student — or 2,740 total GSF — beyond the 9,000 GAB GSF could reasonably meet the need for additional space to deliver the IEP-required programs and services for the 50 students in the self-contained special-education suite.

As a result, staff recommend that a GAB variance of an additional 54.8 GSF per special-education student — or 2,740 total GSF — to provide the space needed for the self-contained special-education suite. The resulting GAB eligible for State participation would be adjusted

up to an estimated 102,018 GSF from the current estimated 99,278 SF (inclusive of cooperative-use space).



# Carroll County Public Schools

125 N. Court Street | Westminster, MD 21157

410-751-3000  
410-751-3034 TTY  
410-751-3003 FAX

Steven Lockard, Ph.D.  
*Superintendent*

February 24, 2021

Mr. Robert Gorrell  
Executive Director  
Interagency Commission on School Construction  
200 West Baltimore Street  
Baltimore, MD 21201

Re: East Middle Replacement School Project

Dear Mr. Gorrell,

The purpose of this letter is to request a waiver of 12,500 gross square feet above the Gross Area Baseline (GAB) square footage for this project due to the fact that this project includes two co-located Special Education programs. The East Middle replacement school will house the countywide Behavior Educational Support Team (BEST) and the Intensive Behavior Intervention (IBI) programs that serve students from the entire county. The design of the replacement school has both programs being housed in a self-contained suite that contains several resources required as part these students' Individualized Education Programs (IEP's). The co-location of these programs at East Middle School provides these students the ability to be mainstreamed into a regular education environment as their IEP allows. This provides a continuum of programs and services for these students to meet the goal of providing the least restrictive environment for each student.

This additional 12,500 square feet will provide the capacity to serve up to 45 BEST students (15 per grade) and 5 IBI students. The BEST program is designed to meet the needs of students whose disability impacts Social/Emotional/Behavioral functioning to a degree that requires resources beyond what is available in their home school. This program provides a supportive and positive environment where expectations are clearly defined and consistencies in behavior management techniques are practiced. The IBI classroom provides a space for students who are re-integrating to a school environment from a psychiatric hospitalization.

The proposed replacement school (excluding the BEST and IBI suite) is intended serve the same population that the current school serves (750 local capacity). The 750 local capacity is based on 10 core academic classrooms per grade level (6<sup>th</sup>-8<sup>th</sup>). This local capacity formula accounts for the middle school instructional model that Carroll County Public Schools utilizes. This local formula accounts for the fact that students in a middle school are scheduled as a block and not individually.

This project does also include the addition of a special education classroom to serve the Learning for Independence (LFI) students living within East Middle's attendance boundary. The current LFI students that live within the East Middle School boundary have been attending West Middle School due to the inability of East Middle to accommodate the program. East Middle school is the only middle school in the county that does not have an LFI classroom to serve this population. This project will provide an LFI classroom for these special education students in their geographic home school.

The local design capacity of 810 (including BEST, IBI, and LFI) is supported by the enrollment projections for East Middle School. These projections indicate that East Middle will have 792 students in the 2027-28 school year. Although the local design capacity is supported by the enrollment projections, the State justified enrollment for this project is only 671 students. This justified enrollment number is derived by looking at the adjacent schools' enrollment projections compared to their State Rated Capacities (SRC) to determine if there is room to redistrict East Middle students. The SRC formula for secondary schools does not differentiate between the ways a high school is scheduled versus a middle school. As a result, the utilization for West Middle based on the SRC is lower than our local utilization calculation. Based on our Board of Education's local middle school capacity, the projected utilization of West Middle School in 2027-28 is 96%. This would equate to a total of only 41 seats available in West Middle compared to the 121 available seats based on the SRC formula.

Based on the replacement school serving 760 students in its geographic attendance area, the GAB for this portion of the building would be 108,500 square feet. If you add the 12,500 square feet for the BEST/IBI suite, then the total GAB for the school would be 121,000 square feet. The current design of the replacement school is 126,000 square feet. Staff has worked throughout the design process to make the building serve the needs of the school as efficiently as possible. We feel strongly that the current design is an efficient middle school building that meets the needs of the students in this community. Throughout the design process we have provided program information, utilization spreadsheets, and furniture layouts to both Jillian Storms and Jamie Bridges to illustrate the efficiency of this building.

Please feel free to contact me should you require additional information regarding this request, or if you have any questions during the Designees' and IAC staff review of this critical project for Carroll County.

Sincerely,

A handwritten signature in black ink, appearing to read 'Ray Prokop', with a stylized, cursive script.

Raymond Prokop  
Director of Facilities Management

Cc: Steven Lockard, Superintendent (CCPS)  
Jonathan O'Neal, Chief Operating Officer (CCPS)  
Fred Mason (MSDE)  
Michael Bayer (MDP)  
Clarence Felder (DGS)  
Jillian Storms (MSDE)  
Jamie Bridges (IAC)  
William Caine (CCPS)

**Item 5. Baltimore City Public Schools — Cancellation of Two (2) FY 2020 Capital Improvements Program (CIP) Projects at Eutaw-Marshburn Elementary #011**

---

**Motion:**

To approve the cancellation of two (2) FY 2020 Capital Improvement Program (CIP) projects at Eutaw-Marshburn Elementary #011; in accordance with Education Article §5-303(j)(3)(i), and the transfer of the combined allocation of \$2,466,360 to the Statewide Reserved Appropriation Account for Baltimore City Public Schools.

**Background Information:**

In a letter dated April 9, 2021 (see attached), Baltimore City Public Schools requested the cancellation of the VPU installation project, and the window and door replacement project at Eutaw-Marshburn Elementary #011. According to the LEA, the design process revealed the need for additional, extensive structural repairs that must be completed in order to support the VPU installation project and the windows and doors replacement project. The scope and cost estimate for improvements at Eutaw-Marshburn Elementary #011 will be revised to incorporate the needed structural repairs, and the project will be submitted as a future CIP project.

TO CANCEL			TABLE 1
School Name	Project Type	Project Number	Amount
#011 Eutaw-Marshburn Elementary	AC: VPUs	30.267.2013EEI/2013 /2014ACI/2020	\$1,253,640
#011 Eutaw-Marshburn Elementary	Windows + Doors	30.267.2015/2020	\$1,212,720
TO TRANSFER			<b>\$2,466,360</b>

IAC staff recommends approval of the motion to cancel the two (2) FY 2020 CIP projects at Eutaw-Marshburn #011 and to transfer the funds allocated to the projects to the Statewide Reserved Appropriation Account for Baltimore City Public Schools.

# BALTIMORE CITY PUBLIC SCHOOLS

**Brandon M. Scott**  
*Mayor, City of Baltimore*

**Linda Chinnia**  
*Chair, Baltimore City Board  
of School Commissioners*

**Dr. Sonja Brookins Santelises**  
*Chief Executive Officer*

April 9, 2021

Mr. Robert Gorrell  
Executive Director  
Interagency Commission on School Construction  
200 West Baltimore Street, 2<sup>nd</sup> Floor  
Baltimore, Maryland 21201

RE: Baltimore City Schools FY20 Capital Improvement Program (CIP)  
Projects to Rescind Request

Dear Mr. Gorrell:

Based on discussions with the IAC Project Manager assigned to Baltimore City Schools, Baltimore City Public Schools (City Schools) is formally requesting that the funding for the Capital Improvement projects noted below be rescinded.

For each project below we have provided a justification as to why the project is being rescinded. We appreciate your consideration for our request.

City Schools requests rescission of the following projects. The total rescinded state CIP funds for the below projects is **\$2,467,000.00**.


1. #011 Eutaw Marshburn Elementary AC PSC #30.267.20 SR \$ 1,254,000
  - a. Justification: Upon designing the project, it was determined that there is a failure occurring in the exterior skin of the building. The VPU's would need to attach to that system, as well as integrate with the window project. Including the exterior skin replacement in the project increases the overall project estimate to approximately \$10M. This is not a health and safety concern at this time, and other projects are of higher priority for using the district reserve contingency funds. The scope and budget will be revised to incorporate the replacement of the building skin, and this project will be re-prioritized and submitted as a future CIP project.
2. ##011 Eutaw Marshburn Elementary Windows/Doors PSC #30.267.20 SR \$ 1,213,000
  - a. Justification: Upon designing the project, it was determined that there is a failure occurring in the exterior skin of the building. The new windows would need to attach to that system, as well as integrate with the VPU project. Including the exterior skin replacement in the project increases the overall project estimate to approximately \$10M. This is not a health and safety concern at this time, and other projects are of higher priority for using the district reserve contingency funds. The scope and budget will be revised to incorporate the replacement of the building skin, and this project will be re-prioritized and submitted as a future CIP project.

Baltimore City Schools FY20 Capital Improvement Program (CIP)  
Projects to Rescind Request

4/9/21

Should you have any questions or concerns, please contact me. Thank you for your consideration in this matter.

Sincerely,



Dr. Lynette Washington  
Chief Operating Officer

Copy: Annie Hsiao, Deputy Chief Operating Officer  
Cynthia Smith, Director Facilities Design & Construction  
Dr. Nichole M. Stewart, Director Facilities Planning & Real Estate Office

## Item 6. Baltimore City Public Schools - 21st Century School Buildings Program Annual Report

---

### **Motion:**

To approve the annual report, dated January 2021, by the parties in compliance with the Memorandum of Understanding for the Construction and Revitalization of Baltimore City Public School to the Governor, the Board of Public Works, and the fiscal committees of the general assembly on the progress of replacements, renovations, and maintenance of Baltimore City public schools.

### **Background Information:**

The Economic Development Article §10-645(l), Annotated Code of Maryland requires that:

*On October 1, 2013 and each January 15 thereafter, the Authority, Baltimore City, the Baltimore City Board of School Commissioners, and the Interagency Commission on School Construction jointly shall report to the Governor, the Board of Public Works and, in accordance with §2-1246 of the State Government Article, the fiscal committees of the General Assembly, on the progress of replacements, renovations, and maintenance of Baltimore City Public School Facilities, including actions:*

- (1) taken during the previous fiscal year; and*
- (2) planned for the current fiscal year.*

The Memorandum of Understanding for the Construction and Revitalization of Baltimore City Public Schools (MOU), dated October 16, 2013, assigns the development of the Annual Report to the Executive Committee. The Maryland Stadium Authority has assumed the lead in producing the report. The Maryland Stadium Authority, Baltimore City Public Schools (City Schools), the City of Baltimore (City), and the Interagency Commission on School Construction (IAC) will then present this annual program progress report to the Board of Public Works and the Maryland State Legislature on work related to the 21st Century School Buildings Program once approved.

See attached report.



21st CENTURY SCHOOL BUILDINGS PROGRAM

# ANNUAL REPORT

ON THE PROGRESS OF REPLACEMENTS,  
RENOVATIONS, AND MAINTENANCE OF  
BALTIMORE CITY PUBLIC SCHOOLS | JANUARY 2021

*Cover photo by Armintia McKinney. Image: Ribbon-Cutting Celebration at Mary E Rodman Elementary School.*

## Table of Contents

EXECUTIVE SUMMARY .....	5
INTRODUCTION.....	6
Plan Year 1 Schools: Progress Update.....	7
Plan Year 1 Project Budget Status Details.....	7
Plan Year 1 Schools: Project Updates .....	8
Plan Year 2 Schools: Progress Update.....	14
Plan Year 2 Schools Updates .....	15
SWING SPACE.....	22
21 <sup>ST</sup> CENTURY ACADEMIC PLANNING.....	23
Table 3. Academic Focus Areas .....	24
Ten-Year Enrollment Projections .....	25
Surplus Buildings .....	26
Annual Review of Schools Recommendations and 21st Century School Buildings Program (Formerly Ten-Year Plan) Amendments .....	27
PROGRAM MANAGEMENT .....	30
Program Staffing Update and Program Procedures .....	30
Project Control Software.....	30
Program Audit and Oversight .....	31
PROCUREMENT.....	31
MBE Participation .....	31
Compliance Systems .....	31
Owner Controlled Insurance Program (OCIP).....	31
COMMITTEES and PARTNERSHIPS.....	32
Executive Committee .....	32
Coordinating Committee.....	32
STAT Committee .....	33
Collaborative Committee .....	33
Minority Business Enterprise .....	33
WORKFORCE DEVELOPMENT .....	34
Local Hiring Background Investigation Processing.....	36
Work-Based Learning Program .....	36

PUBLIC RELATIONS.....	37
INSPIRE.....	39
Plans Adopted and Underway.....	39
By the Numbers: Improving Streetscapes .....	39
PROGRAM COMMUNICATIONS.....	42
PROGRAM FINANCIAL REPORT.....	44
COMPREHENSIVE MAINTENANCE PLAN UPDATE .....	45
List of Exhibits .....	51
Exhibit 1: Summary Table .....	52
Exhibit 2: Schedules .....	53
Exhibit 3: Statement of Revenues and Expenses.....	58
Exhibit 4: Change Orders with Contract Amounts.....	64
Exhibit 5: Map of Plan Year 1 and Plan Year 2 Schools.....	66
Exhibit 6: List of Surplus School Facilities .....	67
Exhibit 7a: Procurement .....	68
Exhibit 7b: MBE Outreach Inclusion Plan and Commitments .....	71
Exhibit 7c: Local Hiring Commitments for New Hires (Year 1 Schools) .....	75
Exhibit 7c: Local Hiring Commitments for New Hires (Year 2 Schools) .....	76
Exhibit 8: Swing Space Schools .....	77
Exhibit 9: Building Engagement Process.....	78
Exhibit 10: Feasibility Study Process Map .....	79

## EXECUTIVE SUMMARY

In 2020, progress on the execution of the 21<sup>st</sup> Century School Buildings Program (Program) continued in a successful manner. The Maryland Stadium Authority (MSA) and Baltimore City Public Schools (City Schools) are jointly responsible for the effective delivery of this complex program.

The original goal of the Program was to deliver a projected 23-28 replacement and/or renovated schools by 2020. Due to efficient project management and financial transactions on the bond issuances, we now forecast that this program will deliver 28 school buildings. The program remains on schedule to be substantially complete in 2021, with a few buildings carrying out into 2022/2023 due to swing space conflicts.

It is important to note that four of the new or substantially renovated school buildings contain more than one school. Therefore, while the Program will deliver 28 new or renovated school buildings, the buildings will house 32 schools. Concurrent with this mission is the planned reduction by City Schools of 26 school facilities from the inventory in order to right-size the portfolio, thereby increasing District-wide utilization by the end of the program.

Currently, 17 school buildings housing 19 schools have been completed, with seven under construction, three in design, and one finalizing the feasibility study phase. Regarding local hiring, 948 positions in Baltimore City have been filled with local candidates to date – exceeding the 369-position commitment originally anticipated from our contracts. From a procurement perspective, a total of \$1.06 billion has been contracted to date, with \$352 million of MBE contracts equating to 33.1 percent MBE participation.

As previously reported, MSA implemented an Owner Controlled Insurance Program (OCIP) encompassing 17 of the 28 projects. Based on verified contractor credits, the OCIP has currently achieved savings of \$4.3 million, as well as a greater pool of trade contractors and safer project sites.

Additionally, as a result of efficient project management and recent bond issuance transactions, the MSA is forecasting that there will be an additional \$60 million available for future school funding.

We anticipate that capacity will be available in FY21 to undertake additional work at our current staffing level. Our Program will begin downsizing in FY22 if additional projects are not assigned.

## **INTRODUCTION**

The Maryland Stadium Authority, Baltimore City Public Schools (City Schools), the City of Baltimore (City), and the Interagency Commission on School Construction (IAC) present this annual program progress report to the Board of Public Works and the Maryland State Legislature on work related to the 21<sup>st</sup> Century School Buildings Program, in accordance with the Baltimore City Public Schools Construction and Revitalization Act of 2013.

## PROGRAM UPDATE

This section provides a summary of the progress of projects, enrollment projections, and annual portfolio planning requirements for the 21<sup>st</sup> Century School Buildings Program.

### Plan Year 1 Schools: Progress Update

Plan Year 1 projects progressed significantly during 2020. As of the time of this report, two schools opened in the summer of 2017, two opened in the spring of 2018, five opened in the summer of 2018, one opened in the summer of 2019, and the final project is nearing the completion of construction.

**Table 1. Plan Year 1 Program Summary**

Plan Year 1 Program Summary		
School/Building	Project Type	Program Phase
Frederick	Renovation + Addition	Occupied
Fort Worthington	Replacement	Occupied
Wildwood	Renovation + Addition	Occupied
Dorothy I. Height	Renovation + Addition	Occupied
Robert Poole Building	Renovation + Addition	Occupied
The Historic Cherry Hill	Renovation + Addition	Occupied
Arundel	Replacement	Occupied
Forest Park	Renovation + Addition	Occupied
Pimlico	Renovation + Addition	Occupied
Arlington	Renovation + Addition	Occupied
Patterson Building	Replacement	Construction

### Plan Year 1 Project Budget Status Details

The summary for the program is provided as [Exhibit 1](#) and includes project budget and bid information details for the Plan Year 1 schools in the program.

### Plan Year 1 Schools: Project Updates

**Frederick Elementary School (PK-5)** – This 84,961 sq. ft. renovation and addition project opened September 5, 2017. Students, including those from a closed school, Samuel F.B. Morse, occupy the school.



*Photos courtesy of Carlos Tovar, USA Architects; Frederick Elementary School exterior and classroom*

**Fort Worthington Elementary/Middle School (K-8)** – This 103,351 sq. ft. replacement project opened September 5, 2017. Students, including those from a closed school, Dr. Rayner Browne, occupy the school.



*Photos courtesy of Grimm + Parker Architects; Fort Worthington exterior and collaborative area*

**Wildwood (formerly Lyndhurst) Elementary/Middle School (PK-8)** – This 110,355 sq. ft. renovation with addition project opened on April 4, 2018. Students, including those from a closed school, Rognel Heights, occupy the school.




*Photos courtesy of STV Inc. (Structural Engineering Firm); Wildwood exterior and cafeteria*

**Dorothy I. Height (formerly John Eager Howard) Elementary School (PK-5)** – This 91,346 sq. ft. renovation with addition project opened on April 4, 2018. Students, including those from a closed school, Westside, occupy the school.



*Photos courtesy of Cho Benn Holback + Associates; Dorothy I. Height exterior and grand stair*

**Robert Poole Building** – The Robert Poole Building houses two school programs: The Academy for College and Career Exploration (ACCE) and Independence School Local 1 High (Independence). This 135,896 sq. ft. renovation with addition project opened August 27, 2018 for Independence students and September 4, 2018 for ACCE students.



*Photos courtesy of Alain Jarmillo; Robert Poole Building exterior and learning stairs*

**The Historic Cherry Hill Elementary/Middle School (3-8)** – This 129,509 sq. ft. renovation with addition project, along with the Arundel PK-2 School project, opened September 4, 2018. Students, including those from a closed school, Dr. Carter G. Woodson, occupy the school.



*Photo courtesy of 21<sup>st</sup> Century School Buildings Program; The Historic Cherry Hill exterior  
Photo courtesy of Sam Kittner; The Historic Cherry Hill cafeteria*

**Arundel Elementary School (PK-2)** – This 113,647 sq. ft. replacement school project, along with the Cherry Hill 3-8 project, opened September 4, 2018. Students, including those from a closed school, Dr. Carter G. Woodson, occupy the school.



*Photos Courtesy of 21<sup>st</sup> Century School Buildings Program; Arundel exterior and media center*

**Forest Park High School (9-12)** – This 199,785 sq. ft. renovation with addition project opened September 4, 2018. Students, including those from a closed school, Northwestern, occupy the school.



*Photos courtesy of Lester Escobal, SEI Architects; Forest Park exterior and competition pool*

**Pimlico Elementary/Middle School (PK-8)** – This 119,015 sq. ft. renovation with addition project opened September 4, 2018. Students, including those from a closed school, Langston Hughes, occupy the school. Middle-grade students from a reconfigured Arlington began attending in 2019.



*Photos courtesy of 21<sup>st</sup> Century School Buildings Program: Pimlico exterior and music room*

**Arlington Elementary School (PK-5)** – This 102,300 sq. ft. renovation with addition project opened September 3, 2019. Students, including those from a closed school, Langston Hughes, occupy the school. The building also houses a Harry and Jeanette Weinberg Foundation Early Childhood Development Center.



*Photos courtesy of 21<sup>st</sup> Century School Buildings Program; Arlington exterior and classroom*

**Patterson Building** – This 242,019 sq. ft. replacement school will co-locate two programs: Patterson High School, a traditional high school, and Claremont Middle/High School, a separate, public day school. Construction started in July 2019 with the new building (the first of two phases) scheduled to be complete in summer 2021.



*Rendering courtesy of Stantec; Patterson Building*

### Plan Year 2 Schools: Progress Update

The 17 proposed Plan Year 2 projects include one PK-2 school, one grade 3-8 school, seven PK-5 schools, seven PK-8 schools, and one high school program, as shown in Table 2. Additionally, one PK-8 and one PK-5 special education program will be co-located at two of the 17 buildings. Plan Year 2 projects progressed significantly during 2020. As of the time of this report, one school opened in the summer of 2020 and two schools reached substantial completion in December 2020. The order of Plan Year 2 Schools, originally established in 2014, was changed to respond to changing school enrollments and facility conditions as well as uncertain market conditions. Current schedules are provided in [Exhibit 2](#).

**Table 2. Plan Year 2 Program Summary**

Plan Year 2 Program Summary			
School	Project Type	Program Phase	Expected Phase Completion
Govans	Replacement	Construction	August 2021
John Ruhrah	Renovation & Addition	Occupied	N/A
Medfield Heights	Replacement	Occupied	N/A
Harford Heights	Renovation & Addition	Construction	August 2021
Calverton	Replacement	Construction	August 2021
Cross Country	Replacement	Restarting Design	December 2021
The Lake Clifton Park Building (formerly Fairmount-Harford Building)	Renovation & Addition	Occupied	N/A
Robert W. Coleman	Renovation	Construction	August 2021
Bay-Brook	Replacement	Occupied	N/A
Calvin M. Rodwell	Replacement	Occupied	N/A
Commodore John Rodgers	Renovation & Addition	Feasibility Study	March 2021
Highlandtown (#237)	Minor Renovation & Addition	Design	March 2021
James Mosher PK-2	Renovation & Addition	Construction	August 2021
Montebello	Renovation	Design	December 2020
Northwood	Replacement	Construction	December 2021
Mary E. Rodman	Renovation & Addition	Occupied	N/A
Walter P. Carter Building	Replacement	Occupied	N/A

### Plan Year 2: Project Budget Status Details

The summary for the program is provided as [Exhibit 1](#) and includes project budget and bid information details for the Plan Year 2 schools in the program.

### Plan Year 2 Schools Updates

**John Ruhrah Elementary/Middle School (PK-8)** – This 143,613 sq. ft. renovation with addition project, necessitated by enrollment growth in East Baltimore, opened for students January 6, 2020.



*Photos courtesy of 21<sup>st</sup> Century School Buildings Program; John Ruhrah exterior and classroom*

**The Lake Clifton Park Building (Formerly Fairmount-Harford Building)** – This 165,314 sq. ft. design/build renovation with addition project opened for students September 3, 2019. The building provides a renovated facility for The REACH! Partnership School, formerly located in the Lake Clifton Building, allowing City Schools to close and surplus the Lake Clifton Building.



*Photos courtesy of ©Judy Davis/studioHDP; Lake Clifton Park Building exterior and CTE space*

**Bay-Brook Elementary/Middle School (PK-8)** – This 115,945 sq. ft. replacement school, necessitated by enrollment growth in the Curtis Bay/Brooklyn area of the City, opened for students January 6, 2020. The building will also serve middle school students from Curtis Bay Elementary/Middle School, which is being converted to serve grades PK – 5.



*Photos courtesy of Crabtree, Rohrbaugh & Associates; Bay-Brook exterior and art room*

**Calvin M. Rodwell Elementary/Middle School (PK-8)** – This 111,694 sq. ft. replacement school project includes students from a closed school, Grove Park. The school opened for students January 6, 2020.



*Photos courtesy of 21<sup>st</sup> Century School Buildings Program; Calvin M. Rodwell exterior and collaborative area*

**Mary E. Rodman Elementary School (PK-5)** – This 81,488 sq. ft. renovation with addition project includes students from a closed school, Sarah M. Roach. The school opened for students August 26, 2020.



*Photos courtesy of Lester Escobal, SEI Architects; Mary E. Rodman exterior and gym*

**Medfield Heights Elementary School (PK-5)** – This 79,899 sq. ft. replacement school project, necessitated by enrollment growth in North Baltimore, opened for staff on January 6, 2021.



*Photos courtesy of Baltimore City Public Schools; Medfield Heights exterior and collaborative area*

**Govans Elementary School (PK-5)** – This 87,260 sq. ft. replacement school will absorb students from closing school Guilford. Students are located in temporary swing space at the Chinquapin Building. Construction started in April 2020 and is scheduled to be complete in summer 2021.



*Rendering courtesy of USA Architects; Govans Elementary School*

**Walter P. Carter Building** – This 149,953 sq. ft. replacement school project will absorb students from closing school Guilford and will co-locate two school programs, Walter P. Carter, a traditional PK-8 school and Lois T. Murray, a separate PK-8 public day school program. The building opened for staff on January 6, 2021. Lois T. Murray students will remain in their current school building until summer 2021.



*Photos courtesy of Whiting-Turner Contracting Company; Walter P. Carter Building exterior and classroom*

**Calverton Elementary/Middle School (3-8)** – This 122,525 sq. ft. replacement project will absorb students from a closing school, Alexander Hamilton, and a reconfigured school, James Mosher. Students are located in temporary swing space at the West Baltimore Building. Construction started in November 2019 and is scheduled to be complete in summer 2021.



*Rendering courtesy of JRS Architects; Calverton Elementary/Middle School*

**James Mosher Elementary School (PK-2)** – This 75,611 sq. ft. renovation with addition project will absorb students from closing school, Alexander Hamilton, and reconfigured school, Calverton. Students are located in temporary swing space at the Garrison Building. Construction started in April 2020 and is scheduled to be complete in summer 2021.



*Rendering courtesy of Walden Hughes Partnership; James Mosher Elementary School*

**Harford Heights Building** - This 144,290 sq. ft. replacement school project will co-locate two school programs, Harford Heights Elementary, a traditional PK-5 school and Sharp-Leadenhall, a separate PK-5 public day school program. Harford Heights students are currently in temporary swing space at the William C. March Building. Sharp-Leadenhall students will remain in their current school building until the new building is completed. Construction started in April 2020 and is scheduled to be complete in summer 2021.



*Rendering courtesy of Crabtree, Rohrbaugh & Associates; Harford Heights Building*

**Robert W. Coleman Elementary School (PK-5)** – This 52,528 sq. ft. renovation with addition project will absorb students from closed school zone, Westside Students are located in temporary swing space at the Harriet Tubman Building. Construction started in April 2020 and is scheduled to be complete in summer 2021.



*Rendering courtesy of RRMM Architects; Robert W. Coleman Elementary School*

**Northwood Elementary School (PK-5)** – This 100,213 sq. ft. replacement project was necessitated by enrollment growth in Northeast Baltimore. Students will remain on site during construction. Construction started in July 2020 with the new building (the first of two phases) scheduled to be complete in December 2021.



*Rendering courtesy of SEI Architects; Northwood Elementary School*

**Montebello Elementary/Middle School (PK-8)** – This 93,876 sq. ft. renovation with addition project, necessitated by enrollment considerations in Northeast Baltimore, is in GMP negotiation. Students are currently in temporary swing space at the Professional Development Center Building. The project will start construction in February 2021 is scheduled to open for students in summer of 2022.



*Rendering courtesy of Crabtree, Rohrbaugh & Associates; Montebello Elementary/Middle School*

**Highlandtown #237 Elementary/Middle School (PK-8)** – This project was initially an addition only project necessitated by enrollment growth in Southeast Baltimore but was expanded in December 2020 to include both a 48,266 sq. ft. building addition and a limited renovation of 74,492 sq. ft. of the existing building. The project is currently in the Design Phase. Design is anticipated to be complete in spring 2020. Students are located in temporary swing space at the Southeast Middle Building. The school will open for students in August 2022.



*Rendering courtesy of JRS Architects; Highlandtown #237 Elementary/Middle School*

## SWING SPACE

During 2020, the program prepared three (3) Year 2 schools to relocate from their swing space into their newly completed permanent school buildings. Mary E Rodman was relocated during summer, and the two (2) others -- Medfield, and Walter P. Carter were relocated during the winter break.

The program also prepared two (2) Year 2 schools to relocate to swing spaces to facilitate renovation on their buildings. Highlandtown #237 was moved to the Southeast Middle Building, and Montebello into the Professional Development Center (PDC) Building, both during summer. Despite working under the disruption of COVID-19, the team demonstrated flexibility with its move logistics in terms of coordinating construction, furniture installation, and relocation within the original schedules.

The effort continues to require significant and logistics planning, project management focus, and the facilitation of transition services for each school. See [Exhibit 8](#) and refer to the Public Relation section for more detail.

## **21<sup>ST</sup> CENTURY ACADEMIC PLANNING**

Baltimore City Public Schools has developed an academic planning process to support its schools with creating inspiring education environments. 21st Century Schools continues to collaborate with the broader school community to re-imagine the educational experience in the new environments.

The 21<sup>st</sup> Century Academic Planning Process involves working with the school-based instructional leadership team to address three key components of the plan. The first component is to identify an academic focus area based on shared educational values and the unique culture of the school community. Within the academic focus area, the leadership team considers how to address literacy and needs of the whole child and its families. Next, the leadership team revisits school structures to adjust processes and procedures to ensure a safe and supportive school environment. Third, the school considers current school traditions, how these traditions can be enhanced using the newly identified academic focus, and which traditions the school may want to add as it continues to grow in the new learning environment.

Nine months prior to the opening of a new 21<sup>st</sup> Century School, the academic planning process begins. Input and feedback are garnered from staff, students, parents, community members, and partners throughout this process through Instructional Leadership Meetings, School Family Council Meetings, Parent & Community Meetings, and Student Focus Groups. All stakeholders are involved throughout the planning and implementation process and have opportunities to lead this work within and across their stakeholder groups.

The academic focus areas that have been fully identified as of December 2020 are indicated in Table 3 below.

**Table 3. Academic Focus Areas**

School	Academic Focus Area
Frederick Elementary School <i>Note: This school is a conversion charter school.</i>	Direct Instruction, Core Knowledge, & Restorative Practices
Fort Worthington Elementary/Middle School	Project Based Learning & Restorative Practices
Wildwood Elementary/Middle School	STEM (Science, Technology, Engineering, and Mathematics)
Forest Park High School	STEAM (Science, Technology, Engineering, Arts, and Mathematics)
Pimlico Elementary/Middle School	Project-Based Learning
Independence High School <i>Note: This is a charter school.</i>	Experiential Learning
Dorothy I. Height Elementary School	Arts Integration & Restorative Practices
Arundel Elementary School	Restorative Practices & STEAM (Science, Technology, Engineering, Arts, and Mathematics)
Cherry Hill Elementary/Middle School	Restorative Practices & STEAM (Science, Technology, Engineering, Arts, and Mathematics)
Academy for College & Career Exploration <i>Note: This school is part of the 100% project.</i>	College & Career Exploration
Arlington Elementary School	STEAM (Science, Technology, Engineering, Arts, and Mathematics)
The REACH Partnership High School	Blended Learning
Bay-Brook Elementary/Middle School	Arts Integration
John Ruhrah Elementary/Middle School	STEAM (Science, Technology, Engineering, Arts, and Mathematics)
Calvin M. Rodwell Elementary/Middle School	STEM (Science, Technology, Engineering, and Mathematics)
Mary E Rodman Elementary School <i>Note: This school is part of the 100% project.</i>	Blended Learning
Medfield Heights Elementary School	STEAM (Science, Technology, Engineering, Arts, and Mathematics)
Walter P Carter Elementary/Middle School	STEAM (Science, Technology, Engineering, Arts, and Mathematics)

Professional Learning opportunities are provided for 21<sup>st</sup> Century Schools to enhance the implementation of their academic focus and to support the utilization of instructional technology to teach the 21<sup>st</sup> century skills of collaboration, communication, critical thinking, and creativity. Professional learning opportunities for this year included the following:

- Job-embedded learning opportunities led by arts educators to support arts integration at Bay-Brook in the spring of 2020.
- Achievement Unit courses focused on instructional technology best practices offered in the spring, summer, and fall of 2020 for instructional staff in 21<sup>st</sup> Century Schools. These courses focused on digital portfolios and projects, differentiating instruction with technology, blended learning, learner profiles, and creating spaces for 21<sup>st</sup> Century learning.
- The 21<sup>st</sup> Century EdTech Institute was held in August 2020 for instructional staff from the five 21<sup>st</sup> Century Schools opening in the 2020-21 school year, as well as the 21<sup>st</sup> Century Schools that have

opened in prior years. The Institute was held online August 17<sup>th</sup> through August 20<sup>th</sup> and it allowed participants to choose sessions around instructional technology practices that supported the implementation of the 21<sup>st</sup> century skills of communication, collaboration, critical thinking, and creativity in their classrooms.

- Guided opportunities and specific professional learning sessions around STEAM (Science Technology Engineering Arts and Math) instruction were provided for Medfield Elementary, and Walter P. Carter Elementary/Middle School in the summer of 2020.
- 3D printer training was provided to two representatives from each of the schools opening this year. At the end of the training each school received two 3D printers as well as filament to support printing student projects.

### **Ten-Year Enrollment Projections**

A major component of the 21<sup>st</sup> Century School Buildings Program is to help the District reach the target utilization rate for the District. While design capacities incorporate multiple layers of data, a large part of the determination of future capacities is enrollment projections.

Consistent with previous years, City Schools employed a grade progression ratio (GPR) methodology to develop enrollment projections. GPR (also known as “cohort survival”) is a standard measure in demographic analysis and is used by school districts nationwide. For grades 1 to 8, a 12-year rolling average GPR was used; for grades 9 to 12, a six-year rolling average was used. We believe this not only helps capture recent trends in student mobility but helps smooth the variations within the projected calculations. Projected enrollment for Kindergarten differs since there are no prior years that can be built on to develop a GPR (Pre-Kindergarten has limited seating and is therefore not an accurate measure of the number of children who will matriculate on to Kindergarten).

Projected enrollment for Kindergarten is calculated using three factors:

- 1) a projection of the Baltimore City population
- 2) a projection of the Birth Rate (per 1,000 people)
- 3) a projection of the “capture rate,” the ratio of kindergarten enrollments to city births

To establish a floor around recent decreasing birth counts, our calculations utilize projected birth counts that are calculated by utilizing a five-year rolling average of historical birth rates with the city population projections. Projected captures rates are based on a five-year rolling average as well.

PK enrollments at the program level are dictated by the number of dedicated PK classrooms at the school. Therefore, PK enrollment projections are based on the planned number of classrooms and the historic utilization of the PK classroom space.

Projections for individual schools are adjusted so that the sum of all schools, by grade, matches the District-level projections discussed above. Projections for each grade are aggregated to produce a District total, and then used to calculate the proportion of this aggregated total that a particular grade at a particular school represents.

The final projections model was adjusted to account for several sets of special circumstances including schools adding grades, recruitment efforts, time spent in swing space, schools planned to close, and planned reconfigurations under the 21<sup>st</sup> Century School Buildings Program.

It is important to note that enrollment projections are coupled with other data points to inform facility capacity decisions. Over the past few years, City Schools has discussed and the IAC/MDP has

acknowledged that 10-year enrollment projections of students in City Schools should be reviewed with other relevant data.

As City Schools has previously experienced a three-year enrollment decline between SY 2015-16 and SY2018-19, the District 10-year enrollment projections reflect that downward District trend across all schools. Beyond the third year of enrollment projections, subsequent years are essentially projections based on the three-year enrollment trend, assuming and projecting ongoing school-level declines due to past District declines.

As such, enrollment projections and projected utilizations should be used as an estimation, but the circumstances at individual schools, as well as other neighborhood information and program data, all available throughout the CEFMP, should be considered when reviewing enrollment projections. This information includes population, demographic, and housing market information available in Chapter 2 and Appendix D of the CEFMP.

Baltimore City Public Schools produces ten-year enrollment projections annually using the current (September 30<sup>th</sup>) enrollment. SY 2019-20 (September 30, 2019) enrollment was used to generate projections for SY 2020-21 through SY 2029-30.

Based on the MOU, City Schools committed to a final district-wide utilization rate (without swing space) of 86 percent in SY 2019-20. The district exceeded the 86 percent target utilization rate in SY 2019-20, with a District-wide utilization of 87 percent.

The official enrollment for SY 2020-21 is 77,856, a decrease of 2 percent from SY 2019-20. Schools across the state and nation have seen steep declines in early learning enrollment tied to the pandemic/online learning. We anticipate a rebound in early learning enrollment once in-person learning returns. The anticipated SY 2021-22 utilization based on official enrollment for September 30, 2021 is 86 percent\*. The anticipated utilization at the end of the 21st Century Program in SY 2024-25 per current Board approved decisions is 82 percent\*.

### **Surplus Buildings**

On November 10, 2020, City Schools presented the SY2021 Annual Review recommendations to the School Board of Commissioners. The final vote to approve the surplus of the following buildings will occur in January 2021.

Buildings proposed for surplus June 2021:

- Harriet Tubman Building (currently swing)
- William C. March Building (currently swing)
- Alexander Hamilton Elementary
- Guilford Elementary/Middle
- Sharp-Leadenhall Elementary
- Lois T. Murray Elementary/Middle
- Lockerman Bundy Elementary
- Buildings proposed for surplus June 2022
- West Baltimore Building (currently swing)

Through the Annual Review Process City Schools will continue to pursue opportunities to efficiently utilize facilities. This may include, but is not limited to closing, reconfiguring, and/or consolidating programs.

An additional change presented during the November 10th Board meeting included the extension of the surplus date to 2025 for the Northwestern Building. This change will support the longer time frame that Cross Country needs the facility for swing, and also to accommodate any swing needs arising from the High School Plan under the Built to Learn Act. The list of surplus school facilities can be found in Exhibit 6.

**Annual Review of Schools Recommendations and 21st Century School Buildings Program (Formerly Ten-Year Plan) Amendments**

City Schools reviews and modifies the plan yearly to reflect any necessary updates as part of its annual portfolio review process now called Annual Review of Schools (Annual Review). These changes and any updates to the 21st Century Schools Buildings Program are then reflected in the CEFMP. The Annual Review includes recommendations beyond amendments to the 21st Century School Buildings Program to include any major changes to schools including relocation, grade configuration changes, combining school communities and/or closure. In 2020, the following factors are considered when reviewing the District's school programs and facilities:

- Academic performance
- Climate indicators
- Access, quality, and distribution of school programming and assessing whether specific student populations and specific geographic areas are equitably served
- School enrollment and school size
- Building utilization and condition
- Schools scheduled for actions per the 21st Century School Buildings Program

Additionally, the District has worked to make sure that these factors are viewed through an equity lens to understand how each of these show up and impact different communities, and to ensure as a District we are increasing access and improving educational programs, particularly in communities that have been underserved. Also, vital to this process is a shift from bringing in community input in reaction to recommendations, to incorporating school community feedback earlier in the process, where possible, to inform recommendations before presenting to the Baltimore City Board of School Commissioners (BOSC). These recommendations are complex and multifaceted affecting families across school communities and much of the work is in reimagining and deepening academic programming in school communities. The table below shows the Annual Review Recommendations and any proposed amendments to the 21st Century School Buildings Program. These were shared at the November 10, 2020 meeting of the BOSC and were approved at the January 12, 2021 BOSC meeting.

**Table 4. 21<sup>st</sup> Century School Buildings Program Amendments**

Recommendation	School / Building	Program Recommendation	Building Recommendation
Closures and Building Surplus	Alexander Hamilton Elementary School	Close effective Summer 2021	Surplus in Summer 2021
	Guilford Elementary/Middle School	Close effective Summer 2021	Surplus in Summer 2021
	Lockerman Bundy Elementary School	Close effective Summer 2021	Surplus in Summer 2021
School Relocation and Building Surplus	Lois T. Murray Elementary/Middle School	Relocate program to new 21st Century Walter P. Carter building	Surplus in Summer 2021
School Relocation, Grade Reconfiguration, and Building Surplus	Sharp-Leadenhall Elementary School	Expand grade band from 1 to 5 to 1 to 8 and relocate program to new section of 21st Century Harford Heights building	Surplus in Summer 2021
Building Surplus	Harriet Tubman building	n/a	Surplus in Summer 2021
	West Baltimore building	n/a	Surplus in Summer 2022
	William C. March building	n/a	Surplus in Summer 2021
21st Century Building Plan Amendments	Northwestern building	n/a	Change surplus date from 2021 to 2025

**District-wide Utilization Plan**

As a requirement of the 21<sup>st</sup> Century School Buildings Program's MOU, City Schools worked jointly with the IAC to develop intermediate and final utilization rate targets. The targets allow the District and MOU partners to track the District's progress toward achieving its utilization goal through new construction and subsequent building closures and surplus. As the District reduces its building footprint to better reflect current enrollment, the overall utilization rate will increase.

The utilization targets, without swing space, presented below were established and approved by the School Board on December 17, 2013, through a resolution and approved by the IAC on February 20, 2014. Utilization targets with swing space were established and approved by the School Board on January 12, 2016.

- The intermediate District-wide utilization rate target, without swing space, was set at 80 percent for school year 2015-2016. City Schools exceeded this target with a utilization rate of 83 percent in that year.
- The final District-wide utilization rate was set at 86 percent for SY 2019-20, and due to significant changes in student enrollment and changes in the program schedule, identifying substantial completion in 2021, the District is not currently on pace to meet this target.

Regarding the impact of enrollment changes on meeting District utilization targets, it is important to note that in SY 2013-14, the first year the Utilization Report was produced, the projected utilizations indicated the District would meet these targets. As an example, the July 2014 CEFMP utilization projection (without swing space) for SY 2020-21 was 87 percent and for the July 2018 CEFMP that same year is 79 percent. Recent enrollment trends impacting District utilization are driven by a number of external factors such as parents' preferences for various academic settings as well as births. The number of births in Baltimore City has decreased approximately 11 percent from 2009 to 2015. While residential mobility is a potential factor impacting enrollment trends, based on the Non-Public School Report published by MSDE, the number of students living in Baltimore City and not attending City Schools in 2017 was 12,939, relatively the same as the five-year average of 12,547.

District-wide utilization challenges are also largely driven by specific building types and several large buildings in the portfolio. Elementary/PK-8 buildings are overall 99 percent utilized. Excess seats in under-utilized buildings are concentrated in middle/high and high school buildings. In fact, most of our excess seats are in buildings that will be:

- 1) addressed by 21st Century School Buildings Program or will be surplus (Lake Clifton, Forest Park, Patterson High School)
- 2) buildings with CTE or arts performance spaces that also count as instructional spaces included in the buildings' State Rated Capacity (SRC) (Edmondson/Westside Skill Center, Dunbar High School, Carver Vocational-Technical High School, Mergenthaler Vocational-Technical High School, Baltimore School for the Arts)
- 3) buildings that are housing charters with enrollment caps (Lemmel Building), or
- 4) large buildings where a portion of the building is being used for other purposes (Professional Development Building).

Nearly 60 percent of the excess seats in middle/high and high school buildings are in the 10 buildings mentioned above. City Schools will continue to review its District footprint every year as part of the Annual Portfolio Review. Proposed changes by the Interagency Commission on how CTE and performance spaces are calculated in the SRC methodology.

In addition to the projected utilization rates, the program schedule currently identifies overall substantial completion in 2022. With regard to the program schedule, initially using a range of 23 to 28 schools for completion, acknowledged a measure of uncertainty earlier in the program with respect to the bond market and the dollars that would be needed to complete the renovation and/or replacement of each school as identified in its feasibility study. Certain feasibility studies were delayed, allowing other more critical schools that were necessary to relieve overcrowding and/or accommodate combined schools resulting from portfolio actions to rise in priority. As a result of these factors, the District will request the partners to revisit the utilization targets and revise the School Board resolution.

In review of [Exhibit 1](#) – Summary of Tables, the square footage per student for Year 1 schools is high with some low utilizations due to programs moved into swing spaces. All Year 1 schools, with the exception of Patterson and Arundel, had programs in swing space. When students move to swing space buildings, the buildings tend to be in adjacent neighborhoods or different parts of the city, causing the program to lose enrollment. Therefore, the drop in the enrollment may not reflect the District trend but does reflect the impact of the school program temporarily moving out of the neighborhood.

In review of Year 1 schools, the change in enrollment after school programs move to swing space buildings vary from a 9 percent increase to a 37 percent decrease in enrollment, with the average change of 9 percent decrease in enrollment. Drastic drops in enrollment due to program movement to swing buildings occurred for Forest Park High School and Dorothy I. Height Elementary at 37 percent and 27 percent declines respectively. However, once school programs return to home facilities, the enrollments have increased significantly, such as Fort Worthington Elementary Middle with a utilization of over 100 percent.

## **PROGRAM MANAGEMENT**

The administration and management of this multi-faceted and multidisciplinary program requires that MSA and City Schools continue to work as seamlessly as possible to execute and manage the rigor required for each school project in the 21<sup>st</sup> Century School Buildings Program. This section provides more detail on how program staffing and procedures, project control software, program audit and oversight as well as the project management, committees and partnerships were implemented during 2020. Important associated program initiatives and collaborations, such as workforce development and minority participation, community engagement efforts, school-based teams, and co-location and facility use collaborations are discussed.

### **Program Staffing Update and Program Procedures**

The MOU clearly defines the roles and responsibilities for high-level programmatic and school project coordination and execution for MSA, City Schools, the City, and the IAC. MSA and City Schools decided in the fall of 2016 that it would be beneficial to the program to have MSA procure and manage all projects under this program. It will be more efficient utilizing all the policies and procedures of one agency. It also allows for both MSA and City Schools to focus on their core strength areas of expertise. Although MSA is the primary party responsible for financial, procurement, contract, and administration of the program, City Schools' 21<sup>st</sup> Century School Buildings Program office shares responsibility with MSA, in accordance with the MOU on practically every other aspect of delivering the work. The combined program management staffs of MSA and City Schools includes comprehensive administration and procurement management support, architecture and interior design expertise, construction and engineering project management, logistics management, education planners, communications, graphics and information technology support, community engagement, public relations, and workforce development management.

City Schools manages all school, community, partnership, and public engagement efforts for each replacement and renovation school project, and swing space sub-projects. City Schools also manages the associated regulatory and communication processes for all schools designated to be closed.

### **Project Control Software**

Meridian Systems supplied Proliance on Demand at the beginning of the program for MSA in order to facilitate communication, reporting, and project status tracking among the multiple entities involved in the program. Proliance software is used to streamline business processes and collaboration, standardize data entry and to provide real-time data through reporting its capabilities for the entire program.

### **Program Audit and Oversight**

MSA employs an internal auditor whose primary function is to review policies, procedures, and compliance on this program. MSA also employs a compliance officer who reviews and approves transactions in high-risk areas of the program.

The School Board approved the engagement of an external audit firm, CohnReznick, to conduct an Internal Risk Assessment and proactive analysis of the processes and procedures of the 21<sup>st</sup> Century School Buildings Program as it relates to City Schools' roles and responsibilities. In March 2018, after an extensive review, the external audit firm determined that City Schools' risk is minimal due to the transference of all construction activities to the MSA in 2016 and therefore an in-depth audit was not necessary.

### **PROCUREMENT**

As of December 31, 2020, there have been more than 250 procurements and task orders totaling \$1,063,350,933 in contract awards.<sup>1</sup> These awards include, without limitation, contracts for the following services: Program Manager Services, LEED/Green Building Consulting Services, Code Consultants, Risk Management Consulting, OCIP Insurance Brokerage and Administration, A/E planning/design, CM pre-construction/construction services, building commissioning, and testing and inspection services.

### **MBE Participation**

Maximizing MBE participation and inclusion is a goal of the 21<sup>st</sup> Century School Buildings Program. Each contract is evaluated to determine appropriate MBE goals depending on many factors, including type of service, scope, market availability, and schedule. As of December 31, 2020, total MBE participation is 33.11 percent or \$350,042,030.<sup>2</sup>

### **Compliance Systems**

MSA uses two systems to monitor compliance with MBE and prevailing wage requirements. MBE awards and payments are verified electronically using B2GNow®, allowing for up-to-date information regarding MBE participation commitment and actual achievement. Further, LCPtracker® is used to monitor compliance with the prevailing wage requirements as well as residency verification for local hiring requirements. GIS capability was added to the system in September 2019.

### **Owner Controlled Insurance Program (OCIP)**

Starting in 2016, MSA implemented an Owner Controlled Insurance Program (OCIP). The OCIP consists of worker's compensation, general liability and excess liability coverages for the construction managers and their subcontractors during the construction phase. MSA also bound builder's risk and contractor's pollution liability to complement the OCIP coverages. Since the program's inception, 17 projects and 1,132 contractors have been enrolled.

---

<sup>1</sup> Reference Exhibit 7a for Procurements and 7b for MBE Participation

<sup>2</sup> Reference Exhibit 7a for Procurements and 7b for MBE Participation

## **COMMITTEES and PARTNERSHIPS**

### **Executive Committee**

Pursuant to the MOU for the Construction and Revitalization of Baltimore City Public Schools, Section IID establishes the Executive Committee, its duties, and responsibilities. The Executive Committee meets quarterly for the purpose of overseeing, reviewing, and monitoring the performance of the parties as described in the MOU. The Chairmanship of the Executive Committee rotates annually between the parties. The 2018 sessions were chaired by MSA. The 2019 sessions were chaired by the IAC. The 2020 sessions were chaired by City Schools. The 2021 sessions will be chaired by Baltimore City.

The Committee is comprised of participants from the IAC, MSA, City Schools, and the City. During each session, the following reports are presented to the Committee for general discussion and approval as necessary:

- Coordinating Committee
- Collaborative Group
- STAT Committee
- IAC Report
- Financial Report
- MSA Report
- City Schools Report

Typical reports to the Committee include status updates on the program including schedule, project, and budget updates. The Committee is charged with reviewing and approving items presented during these sessions. The 2020 meeting minutes are available for review on the Executive Committee page of the 21<sup>st</sup> Century School Building Program website<sup>3</sup>.

### **Coordinating Committee**

The Coordinating Committee – comprising representatives of the City (Mayor’s Office), City Schools, MSA, IAC, Baltimore City Department of Planning (DOP), Baltimore City Department of Recreation and Parks (BCRP), and Baltimore City Department of Housing and Community Development (HCD) – works to maximize investments around the 21<sup>st</sup> Century School Buildings Program projects and community revitalization efforts. The Coordinating Committee is required to meet at least quarterly, in a public meeting, to coordinate and plan for:

- The timing, location, and scope of school facility investments.
- Community development efforts to support the City’s revitalization and stabilization goals.
- Citywide or specific school-level education requirements and design standards that impact community development (such as access, recreational uses and sustainability).
- Community and stakeholder involvement in construction projects relevant to community development.

---

<sup>3</sup> <http://baltimore21stcenturyschools.org/committees/executive-committee>

- The identification and use of vacant school buildings consistent with City Schools' annual portfolio review and the potential reuse of surplus or vacated school buildings and facilities by the City.
- Input on each Feasibility Study for all projects during each study's preparation phase, and the opportunity for review and comment before each Feasibility Study is finalized.
- Proposed changes and amendments to the 21<sup>st</sup> Century School Buildings Program.
- Development of funding strategies to implement improvements that are otherwise not eligible for financing under the bond proceeds or cash on hand.

### **STAT Committee**

MSA chairs the Stat Committee, which is represented by each agency party to the MOU. This Committee meets at least quarterly and reports on key areas of the program such as budget, payments, change orders, MBE, and schedules.

### **Collaborative Committee**

The goals and charges of the Program go beyond just the design and construction of 21<sup>st</sup> Century Schools to also include collaboration with the broader community. This includes work force development and minority business enterprises. Pursuant to the MOU for the Construction and Revitalization of Baltimore City Public Schools, Sections II-B and II-C were adopted regarding workforce development and minority business participation as denoted below:

- Workforce Development – Section II-B: The City, the School Board, and the Authority agreed to establish and participate in a collaborative group (the "Collaborative") to work together to maximize the opportunities for the City Schools' students and City residents to be informed about, prepared for and connected to work-based learning and employment opportunities created by the Program.
- Minority Business Enterprises – Section II-C: The Collaborative and the Mayor's Office of Minority and Women-Owned Business Development (MWBD) will work to maximize the utilization of State-certified, locally based, minority- and women-owned businesses.

### **Minority Business Enterprise**

One important goal of the Program is to contribute to the pipeline of qualified, small, local, minority- and woman-owned contractors with the capacity to participate as prime contractors and subcontractors. With this goal in mind and pursuant to the terms of the MOU, the Collaborative and MWBD developed an outreach and inclusion plan ("MBE Plan")<sup>4</sup> to be administered by MSA in partnership with MWBD for all funded projects. Further, the Collaborative Committee also created a Supplier Diversity subgroup, chaired by MWBD, which created a supplier diversity plan.

An important component to ensure inclusion of minority and women-owned firms in the Program is to review all contract opportunities to determine the appropriate MBE participation goal and sub-goals based on the specific circumstances of the project. The Program has been very successful in achieving MBE participation, both at the prime and subcontractor levels. [Exhibit 7b](#)

---

<sup>4</sup> The plan is attached as **Exhibit 7b**.

reflects a summary of all Program awards and the level of MBE participation. As set forth therein, as of December 31, 2020, the Program achieved 33.1 percent in MBE participation.

The MBE Plan also envisions providing educational assistance to local, small, minority- and women-owned firms on methods of doing business on Program-related projects. Since the Program's inception, MSA has participated in over 62 state-wide business outreach events, 14 of which were organized by MSA to discuss specific potential outreach opportunities in the Program and provide technical assistance. MSA will continue to promote the objectives of the MBE Plan and to implement strategies to ensure that these objectives are met.

---

## **WORKFORCE DEVELOPMENT**

### **Local Hiring**

In accordance with the MOU, The Mayor's Office of Employment Development (MOED) was charged with developing a comprehensive local hiring plan to support the goals of the Collaborative Committee. This plan leverages the resources of MOED's One Stop Career Center Network and works collaboratively with a broad range of City educational, workforce/training, faith-based and community organizations to assist in the training and preparation of City residents for employment opportunities created by the 21<sup>st</sup> Century School Buildings Program.

Currently, 17 school buildings housing 19 schools have been completed. Five additional schools have fulfilled their workforce development requirements since our last report. The schools are Arlington Elementary School, Bay-Brook Elementary/Middle School, Calvin M. Rodwell Elementary/Middle School, the Lake Clifton Park Building, and John Ruhrah Elementary/Middle School. The combined local hiring commitment for these schools was 112 Baltimore City residents. The Construction Managers exceeded their individual commitments and hired a total of 237 people. Our office is awaiting final paperwork from Mary E. Rodman Elementary School which opened in Summer 2019.

At the time of award, the Construction Managers for each project commit to hire Baltimore City residents as a condition of their contract. Job retention for local residents is a priority for the Program and we are pleased that local residents have found long term employment as an outcome of the Program. A more in-depth calculation and analysis of payroll records will show how many residents worked multiple positions over the course of these projects.

**Table 5. 2020 Workforce Development Efforts by Project – Hired Local Residents**

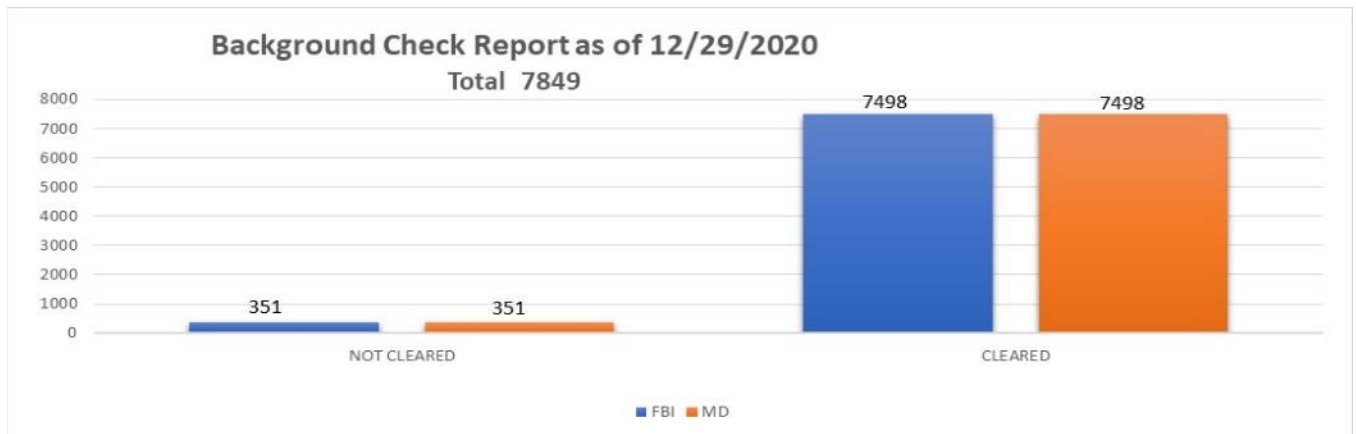
School	Hours (BCR*)	Hires(BCR*)	Hours (Total)
<b>Commitment</b>			
Arlington Elementary/Middle School	27,111	26	172,844
Arundel Elementary/Middle	43,100	38	135,849
Bay Brook Elementary/Middle School	10,310	9	133,910
Calvin M. Rodwell Elementary/Middle School	51,782	23	158,125
Cherry Hill Elementary/Middle	33,508	26	197,888
Dorothy I Height Elementary (JEH)	21,988	18	121,055
Fairmount Harford High School	25,093	21	145,582
Forest Park High	28,040	22	275,950
Fort Worthington Elementary	31,668	24	180,000
Frederick Elementary	20,428	28	92,281
John Ruhrah Elementary/Middle School	35,180	33	148,442
Pimlico Elementary/Middle	30,756	29	151,805
Robert Poole Building	28,167	25	188,305
Wildwood Elementary/Middle (Lyndhurst)	22,685	47	168,048
<b>TOTAL</b>	<b>409,816</b>	<b>369</b>	<b>2,270,084</b>
<b>Achieved</b>			
Arlington Elementary/Middle School	32,930	62	218,959
Arundel Elementary/Middle	52,634	59	177,147
Bay Brook Elementary/Middle School	25,464	23	210,310
Calvin M. Rodwell Elementary/Middle School	38,537	33	226,518
Cherry Hill Elementary/Middle	44,847	76	236,751
Dorothy I Height Elementary (JEH)	34,804	68	163,523
Fairmount Harford High School	77,281	55	274,660
Forest Park High	68,259	140	419,345
Fort Worthington Elementary	31,980	70	194,101
Frederick Elementary	35,206	52	132,570
John Ruhrah Elementary/Middle School	55,328	64	260,305
Pimlico	36,341	85	227,530
Robert Poole Building	57,574	95	281,920
Wildwood Elementary/Middle (Lyndhurst)	40,050	66	240,870
<b>TOTAL</b>	<b>631,235</b>	<b>948</b>	<b>3,264,509</b>
<b><i>All decimal points dropped</i></b>			

\*BCR – Baltimore City Resident

Calendar year 2020 closes with commitments for hiring Baltimore City residents from all schools currently under construction. Please reference [Exhibit 7c](#) for detailed breakdown.

### Local Hiring Background Investigation Processing

As of December 29, 2020, City Schools' Human Capital Pre-Enrollment Office has processed approximately 7,849 applications for individuals to work on the 21st Century School Buildings Program projects. Of these, 351 individuals were not cleared.



Due to COVID-19, the Pre-Enrollment office was closed between March 16<sup>th</sup> to July 3<sup>rd</sup>. During this time 547 paper applications were accepted for workers through a “temporary work-around process,” which allowed for critical hires to begin working without a background check while the office was closed. The office reopened on July 6<sup>th</sup> rendering services by appointment only, which is scheduled through a customized web-based platform, AppointmentPlus. Since the office reopened, 745 background checks have been completed, including those workers in the “temporary work-around process.”

Since creating an “Appeals” process in November 2019 to reduce barriers to employment by allowing applicants who do not pass City Schools background employment to appeal the decision, three of five applicants were able to obtain reversals allowing them to be cleared for work. The applicants utilized the process to explain their circumstances, submit proof of a successful intervention program, and provide a work character letter from their prospective employer. We consider this process a success, and will continue to provide solutions like this, as a partner in the Collaboration Working Group led by the Mayor’s Office on Workforce Development, to increase City Resident participation, one person at a time.

### Work-Based Learning Program

Since beginning the partnership with Urban Alliance, a Baltimore-based non-profit organization in 2016, 20 students have been paired with 21<sup>st</sup> Century design and construction firms during their senior year of high school at 21<sup>st</sup> Century School Buildings Program job sites for internship. The program concluded August 1, 2019 and was scheduled to reconvene March 2020. The internship was delayed due to the COVID-19 pandemic, so no training was held.

However, 21<sup>st</sup> Century has worked with Urban Alliance to create a “Transition to Worksites Plan” to benefit students and mentors. The hybrid training model is coined “Operating in a Post-COVID-19 Workplace.” This new, paid, remote internship plan includes building skills in digital literacy, participating in a national speaker series, and accessing online mentoring. This will be held until such time the impact of COVID-19 has been mitigated.

## **PUBLIC RELATIONS**

### **Community Engagement**

The year 2020 has been a challenging year due to the COVID-19 pandemic. The engagement team quickly pivoted its community engagement to a fully virtual model. Prioritizing the safety and security of all our partners and staff, the program elected to use GoToWebinar as its virtual platform, to continue engagement activities and support school construction. The team spent many virtual hours engaging with communities, and school partners in preparation for closures, mergers, feasibility studies, and construction updates. In 2020, the team was able to hold five in-person community meetings before pivoting to GoToWebinar. Since that pivot, the engagement team held 48 virtual community meetings with over 900 attendees. Students, parents, school faculty, and staff were all active participants in providing feedback for each school project. For the safety of all, meetings are continuing to occur virtually in 2021.

In 2020, the engagement team hosted several Feasibility Study meetings. Early in the year, the Plan Year 3 school meetings, which includes the high school programs, were kicked off. These meetings included the historic Baltimore City College High School and the historic Frederick Douglass High School, which is proposed to be co-located with the Joseph C. Briscoe Academy. Meetings were also kicked off in November for Commodore John Rodgers Elementary/Middle School.

In July of 2020, in preparation for the start of construction and to introduce teams, community construction meetings began for Northwood Elementary School. Meetings are held in both English and Spanish to meet the needs of the community. The final construction meetings were held for Medfield Heights Elementary, Walter P. Carter Elementary/Middle, and the Lois T. Murray Elementary/Middle because those schools received Occupancy Certificates in December 2020. Due to COVID-19, the grand opening and ribbon cutting ceremony was delayed to late-January 2021. Although Lois T. Murray Elementary/Middle School is completed, the students will not be relocated until June 2021 due to the disruption that a mid-year move would have on the students.

As the program continues to prepare for students to return to school, the engagement team continues to work virtually with merging schools – Calverton Elementary/Middle School, James Mosher Elementary School, and Alexander Hamilton Elementary School, to engage students, families, principals, and teachers. Our student ambassador programs, “Love Our Schools” and “Acts of Kindness” were placed on hold due to COVID-19 because of the amount of in-person coordination, however, in continuing to build solidarity amongst students, identical book bags were acquired for the merging schools, and a partnership was fostered with the Zeta Phi Beta Sorority Inc, Mu Xi Zeta Chapter to obtain 20 Amazon Fire Tablets for student raffle opportunities. Dishiya Joy from Mary E. Rodman Elementary was one of the winners.



*Dishiya Joy, 3<sup>rd</sup> Grade student at Mary E. Rodman & Raffle Winner*

Some limited in-person activities were permitted to facilitate the progress of certain initiatives. In August of 2020, a site visit was held with elected officials who represent the Highlandtown Elementary/Middle School #237 district. The meeting discussed the proposed new addition addressing the overcrowding needs at the school, as well as the use of the limited green field area in accommodating the rear addition, while allowing for recreation activities for the community. The walk was attended by Delegate Robbyn Lewis, Councilwoman Danielle McCray, Delegate Luke Clippinger's office, Senator Bill Ferguson's office, the MSA, and JRS Architects.



*Program and elected officials gather at Highlandtown Elementary/Middle School #237*

Another in-person activity that was scheduled as part of the continuous learning process, was the MOU Partner's Retreat held October 21 and 22, 2020. The partners with some Inter-Agency representatives participated in a site tour of Fort Worthington Elementary/Middle, and the REACH! Partnership school in the restored Lake Clifton Park Building to assess how they aligned with the original goals of the Program after occupancy. The attendees received comments from the school leadership, and reviewed challenges, opportunities, and lessons learned since the Program's inception. The feedback is being used as a catalyst to initiate design changes in future buildouts.



*MOU Retreat: Day One, Tour of Fort Worthington Elementary/Middle School*

## **INSPIRE**

INSPIRE (Investing in Neighborhoods and Schools to Promote Improvement, Revitalization, and Excellence) is the City's effort to bolster the extraordinary investment into the school system. It leverages the 21st Century program to support children's learning and to improve neighborhood conditions and increase the tax base. The INSPIRE plans are facilitated by the Department of Planning (DOP) and created and implemented through many City agencies and community partners. This is a snapshot from 2020.

### **Plans Adopted and Underway**

Eleven INSPIRE plans have been adopted by the Baltimore City Planning Commission. Throughout 2020 seven planning processes were underway: John Ruhrah, REACH! Partnership at Lake Clifton Park Building, Harford Heights, Govans, Mary E. Rodman, Robert W. Coleman, and Medfield Heights. All plans can be found [on the INSPIRE web site](#).

### **By the Numbers: Improving Streetscapes**

Streetscape improvements along primary walking routes are one of the most immediate investments around 21<sup>st</sup> Century schools. In addition to beautifying the neighborhood, these improvements help ensure safer pedestrian access to the schools for students and others. To date, Baltimore City Department of Transportation has fixed deficient sidewalks along approximately 34 miles and the Department of Recreation and Parks' Tree Baltimore program has planted over 1,350 street trees.

### Partnerships Build A Playground in Southwest Baltimore

In December, Baltimore City Recreation and Parks (BCRP) and KaBOOM!, with additional funding from the Baltimore City Children and Youth Fund and INSPIRE, built a new playground at the Mary E. Rodman Recreation Center. The playground was designed, in part, by students from Mary E. Rodman Elementary School, Allendale community members, and other school stakeholders. BCRP is now in design for additional site improvements including a new plaza, ADA accessible circulation, and further expansion of the playground. Until now there hadn't been many places for children to play in the Allendale community. Throughout the Mary E. Rodman INSPIRE planning process, the DOP heard how important a playground was to the Allendale Community Association members and other residents. The playground is one of many examples of multiple City agencies leveraging their resources with external partners to respond to residents' desires surrounding 21<sup>st</sup> Century schools.



*Photo Credit: Baltimore City Recreation and Parks*

### Art Connects Students with Nature in Park Heights

The Pimlico Elementary/Middle School INSPIRE plan identified improving the connection between the school and three important recreational, natural, and educational assets: the Cylburn Arboretum, Jones Falls Trail to the east, and C.C. Jackson Recreation Center to the west. Despite being located just one-half mile from any of these Baltimore gems, there was no physical or social connection from the school. Through funding from the Pimlico Community Development Authority, artists Whitney Frazier and Graham Coriel-Allen along with DOP, BCRP, Cylburn Friends, and Cylburn Combined Communities designed wayfinding public art to connect these resources. Installation of [Baltimore Checkerspot Butterfly signs and stencils of flowers along Oakley Avenue](#) was substantially complete at the end of 2020.



*Photo Credit: Graham Coreil-Allen*

### **Mosaic Learning Platform Enhances Fort Worthington Elementary/Middle School Garden**

Break and Make Mosaics (artists Herb Massie and Dominique Hellgeth) worked with students and teachers at Fort Worthington E/MS to design a mosaic structure that celebrates the Fort Worthington neighborhood and the new Fort Worthington Community Garden. The beautiful structure – which features mosaics of the school, houses in the area, and students' hands – was installed in early 2020. Parks & People designed and led a team of contractors to construct a new fence for the garden and will be installing a pathway, sprinkler system, and raised beds in early 2021. Throughout 2020 Brian Burns of United Community Network assisted then-principal, Monique Debi and science teacher, Mrs. Patterson, in maintaining the garden while classes were not in session at the school.



*Photo Credit: Jennifer Leonard*

Visit INSPIRE online to download the plans, view project scopes of work, and more:  
<https://planning.baltimorecity.gov/planning-inspire>.

## PROGRAM COMMUNICATIONS

The communications team continues to provide writing, graphic design, and coordination support for a wide range of activities, such as photo collection and archiving, time capsules, internal and external meetings, swing school location changes, and other special events.

### Communications Vehicles and Methods: *By the Numbers (as of December 8, 2020)*

#### Facebook - Number of page likes in 2020 compared to 2019.

- 12/17/2019 507 Page Likes
- 12/08/2020 588 Page Likes (16% increase)

#### Facebook - Trending posts, what type of posts had the most reach and/or engagement.

Top Performing Posts of 2020:

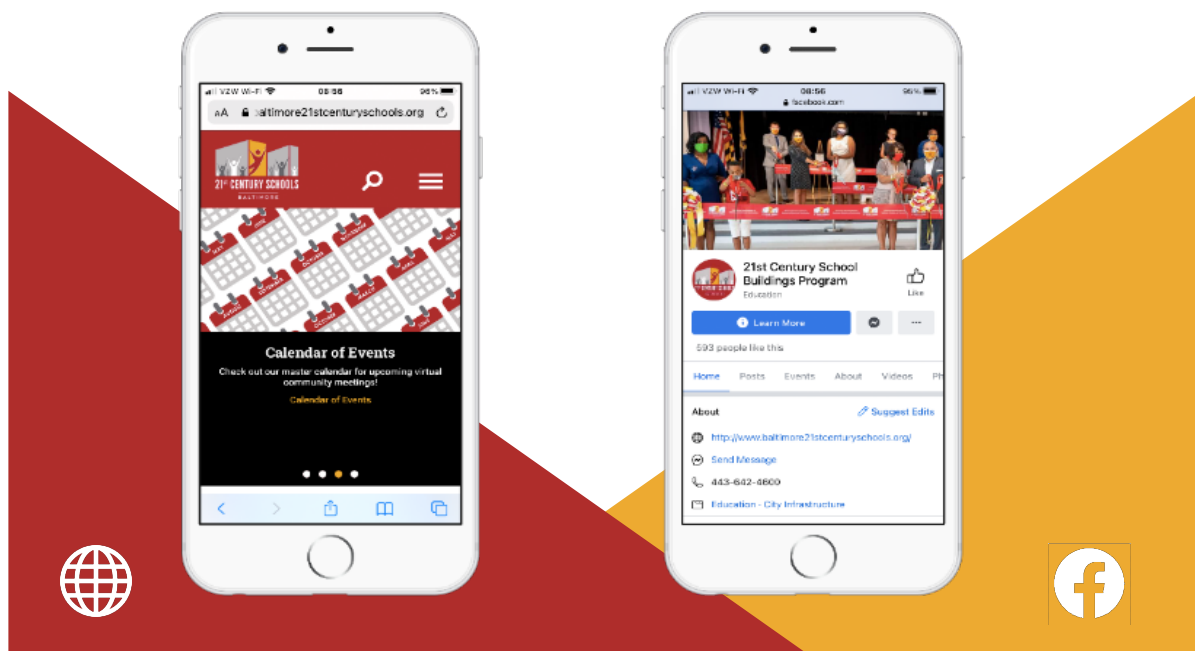
- 3 new buildings added for Baltimore students under 21<sup>st</sup> Century Schools
- Bay-Brook, Calvin Rodwell and John Ruhrah Ribbon Cutting
- Calvin Rodwell Opening Day of School
- Public Forum on February 6
- John Ruhrah Open House
- Medfield Heights Elementary School construction progress
- The Patterson Building for Patterson High School and Claremont Middle/High in progress!
- Mary E. Rodman ribbon-cutting photo album
- Livestream of Mary E. Rodman's ribbon-cutting\* (hosted by City Schools' page)

**Facebook** – 662 followers

**Instagram** – 1,007 followers

**Twitter** – 717 followers

**Community robocalls** – 119



## Special Events: Public Forum and Ribbon Cutting



*Public Forum at Forest Park High School*

On February 6, a public forum was held at Forest Park High School (a 21<sup>st</sup> Century School that opened in 2018) to reflect on the Program’s history and to look ahead at future school projects. Attendees enjoyed a free dinner provided by students in the Culinary Arts Career and Technology Education (CTE) program, an interactive timeline display of the program’s history, student-led tours of the school, and an exhibit of materials from time capsules found during construction. Speakers included Forest Park High School Principal Monica Dailey, Baltimore City Mayor Bernard “Jack” Young, Maryland Stadium Authority Chairman Thomas Kelso, and City Schools CEO Sonja Santelises. The event provided an MOU-required opportunity for community members to share their opinions and feedback during a public comment section and in information sessions about design, academics, community engagement, future projects, and jobs and internships.

In response to the COVID-19 pandemic, the communications toolbox was enhanced to capture the shift to virtual engagement. The communications department has utilized consistent messaging when delivering robocalls and emails to notify stakeholders about meetings and construction site developments and when creating calendar entries on the 21st Century School Buildings Program website, with complementary Facebook event posts. Significant progress was also made to update and improve the technical infrastructure of the Program’s website, which continues to serve as the central and most-often relied upon source of information for both the community and for Program partners. The communications team continued reviewing, revising, and managing multiple PowerPoint presentations for community meetings, while coordinating closely with the engagement team to schedule, plan, and promote community engagement meetings.

Also, in response to the ongoing pandemic, the team planned the Program’s first “hybrid” grand opening celebration and ribbon-cutting event for the Mary E. Rodman Elementary School on Wednesday, August 26. Unlike previous school openings, this event was closed to the public. In accordance with Baltimore City’s COVID-19 guidelines, the in-person audience was limited to twenty-five invited guests and safety protocols (e.g., screenings and social distancing) were followed to mitigate COVID-19 concerns. This event was also livestreamed via City Schools’ social media channels and within 24 hours was watched more than 6,000 times.



*Ribbon-cutting at the Mary E. Rodman Elementary School.*

A combined, virtual grand opening for Medfield Heights Elementary School, and the co-located schools of Walter P. Carter Elementary/Middle School, and Lois T. Murray Elementary/Middle School is scheduled for Wednesday, January 27, 2021. This event will feature a pre-recorded video of all three school spaces and premiere via City Schools' social media channels.

## **PROGRAM FINANCIAL REPORT**

Attached is the Statement of Revenues and Expenditures related to the activities for the Baltimore City Public Schools. Please reference [Exhibit 3](#) for detailed information.

### **Revenues**

Revenues were higher by \$10.5 million than the budget. The primary reasons for this are related to the true-up of the 2019 bottle tax revenues, table game proceeds and facility rental of \$5.8 million and greater investment\interest income of \$4.3 million, related to the investment of the bond proceeds.

### **Expenditures**

Overall, expenses through June 2020 were \$27.4 million under budget. Below are some of the major variances:

#### **Contractual Services**

This category was under budget by \$30.7 million. The budget for construction was very aggressive for the fiscal year.

#### **Grants and Subsidies**

This category was over budget by \$3.3 million. This category is to reimburse Baltimore City Public Schools for operating expenses and end-user devices. End-user device invoices for schools opened in prior years were processed for payment in FY 2020.

## **COMPREHENSIVE MAINTENANCE PLAN UPDATE**

The State of Maryland's Interagency Commission on School Construction (IAC) and the Public School Construction Program (PSCP) require that each Local Education Agency (LEA) establish and annually update a Comprehensive Maintenance Plan (CMP). Our comprehensive plan must describe the Baltimore City Schools' Board of School Commissioner's (School Board) strategy for maintaining its public school facilities, and the plan must also be compatible with the School Board's Comprehensive Educational Facilities Master Plan (CEFMP) and Capital Improvement Plan (CIP). The PSCP analyzes each LEA's plan when capital project funding decisions are undertaken.

Additionally, per the Memorandum of Understanding (MOU) resulting from the passage of House Bill (HB) 860 by the State of Maryland in fiscal year (FY) 2013 for the Construction and Revitalization of Baltimore City Public Schools, City Schools must provide a plan for maintaining school buildings and demonstrate progress toward achievement to be measured through a set of 13 Computerized Maintenance Management System (CMMS) metrics approved by the IAC.

Most importantly, the purpose of the CMP is to provide a strategic overview of our facility maintenance program and highlight continuing improvements and new initiatives to increase efficiency and improve quality of services delivered. The CMP details City Schools' organizational structure, plans, and activities established to maintain State and Local Government investment in public school facilities. Representing the School Board, the department of Facilities, Maintenance, and Operations (FM&O) oversees these plans and programs, while the Facility Planning department administers the CEFMP, which includes the CIP.

The plan demonstrates how City Schools' FM&O department:

1. Meets the School Board's expectations and aspirations to fulfill the educational goals for Baltimore City school students;
2. Works to ensure regulatory compliance;
3. Continues to evolve with new technology and updated facility management industry standards; and
4. Reports and quantifies performance data for measurable outcomes.

The School Board, Chief Executive Officer (CEO), Chief Operating Officer (COO), and Deputy Chief Operating Officer, supported by FM&O, strive to provide a safe and healthy learning environment for students, faculty, and the community while operating our school buildings in an efficient manner. The district's maintenance and preventive maintenance (PM) programs are the foundation necessary to support the educational programs and sustain our facilities.

The relationship between facility maintenance and capital investments is clearly defined and there is an implied understanding that good maintenance of building systems and equipment will defer or reduce the need for capital investments. Also, well-timed and judicious use of capital investment should reduce the burden on maintenance staff, time, and resources while prolonging the life of the building. Both forms of investment are likely to result in better building performance, a reduced risk of building failure, and

savings in operations and utility expenditures. Most importantly, these combined investments will have positive effects on the health and well-being of building occupants.

Facility management professionals use 3 percent of facilities Current Replacement Value (CRV) as a guideline for the annual investment necessary to maintain school buildings in good condition. The FM&O FY2021 operating budget is \$34,143,335. The calculated recommended index value for City Schools would be \$151.9M annually (facility operating budget as a percentage of CRV). City Schools would need to increase the operating budget approximately \$117.8M to achieve this and to bring about a dramatic improvement to school facilities.

With limited resources, the operations department will have to explore more strategic methods to implement day-to-day repair and maintenance tasks, explore alternative funding mechanism such as performance contracting to support replacement of systems, identify supplemental resources and focus on a lean staffing model.

The continual creation of proposed and pending new state regulations and requirements places a heavy burden on the existing availability and usage of maintenance funding. New regulations ultimately lead to the improvement of school facility conditions; however, the current and near-future funding needed to sustain such improvement is not available to fulfill such obligations at this time. Moreover, mandates must be supported with state or local-level, supplemental dollars for complete compliance.

The CMP highlights specific information related to the department's budget, organizational components, staffing structure, and strategies over the next five years measured by performance indicators that were developed in agreement between the IAC and the School Board.

### **Computerized Maintenance Management System (CMMS) Implementation**

Since Fall 2016, FM&O has been incrementally implementing more efficient maintenance practices, inclusive of a more robust and efficient PM program (see timeline). This will result in an extensive asset inventory in the CapitalForecast module within the SchoolDude software package, along with automated PM schedules within the PMDirect module for specific critical building assets. Input for existing buildings was completed in spring 2020 and 21<sup>st</sup> Century Buildings will be completed when the final building comes online.

Task	Target Start	Progress	Note
Arundel	Jan 2020	Complete	As school buildings are preparing to come online, target start dates may be delayed based on when City Schools receives 90% BMPs from MSA and subsequently how long it takes EMG to transpose and convert the BMP into the SchoolDude import template.
Arlington	Jan 2020	Complete	
Bay Brook	Jan 2020	Complete	
Calvin M. Rodwell	Jan 2020	Complete	
Cherry Hill	Jan 2020	Complete	
Dorothy I. Height	Jan 2020	Complete	
Lake Clifton Park Building	Jan 2020	Complete	
Forest Park High	Jan 2020	Complete	
Fort Worthington	Jan 2020	Complete	
Frederick Elementary	Jan 2020	Complete	

John Ruhrah	Jan 2020	Complete	FM&O to review schedules and SchoolDude to upload; other factors that may impact whether a work order is auto generated for a piece of equipment is if MSA is still adjusting at time of beneficial occupancy.
Mary E. Rodman	Sept 2020	Complete	
Pimlico	Jan 2020	Complete	
Robert Poole Building	Jan 2020	Complete	
Wildwood	Jan 2020	Complete	
Walter P. Carter	Jan 2021	Complete	
Medfield Heights	Jan 2021	Complete	

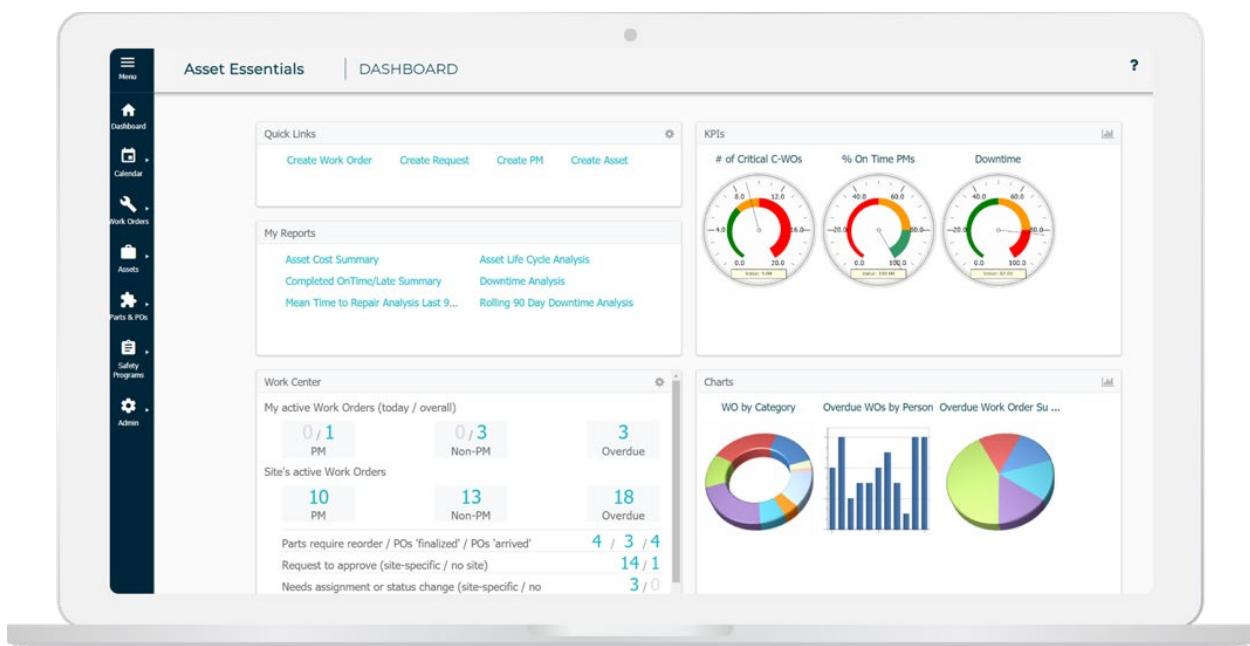


Photo via Dude Solutions Inc

The table below shows the equipment or building component covered under City Schools' PM Program, the responsible division, frequency, and method for providing services.

	Preventive Maintenance Frequencies						
	Equipment/Component	Responsible Division	S	Y	5Y	Contractor	In-house
CALL BUILDINGS (EXISTING & 21C)	<b>Conveying</b>						
	Elevator	Contract Maintenance		X		X	
	<b>Electrical</b>						
	Emergency Generator	Contract Maintenance	X			X	
	Emergency Lights	Contract Maintenance	X			X	
	Switchgear	Contract Maintenance			X	X	
	<b>Fire Protection</b>						
	Fire Alarm System	Contract Maintenance		X		X	
	Sprinkler System	Contract Maintenance	X			X	
	Fire Suppression System	Contract Maintenance	X			X	
	<b>Roof</b>						
	Roof	Contract Maintenance		X		X	
	<b>HVAC</b>						
	Air Compressor	Mechanical Engineering Services		X		X	
	Air Conditioner	Mechanical Engineering Services		X		X	
	Air Handling Unit	Mechanical Engineering Services		X		X	
	Boiler	Mechanical Engineering Services		X		X	
	Building Automation System	Mechanical Engineering Services		X		X	
	Chiller	Mechanical Engineering Services		X		X	
	Condenser	Mechanical Engineering Services		X		X	
	Fan	Mechanical Engineering Services		X		X	
	Fan, Exhaust	Mechanical Engineering Services		X		X	
	Filters	Mechanical Engineering Services		X			X
	Heat Pump	Mechanical Engineering Services		X		X	
	Heater	Mechanical Engineering Services		X		X	
	Make Up Air Unit	Mechanical Engineering Services		X		X	
	Package Unit	Mechanical Engineering Services		X		X	
	Pump	Mechanical Engineering Services		X		X	
	Split System	Mechanical Engineering Services		X		X	
	Unit Ventilator	Mechanical Engineering Services		X		X	
	Cooling Tower	Mechanical Engineering Services		X		X	
	Energy Recovery Unit	Mechanical Engineering Services		X		X	
	Fan Coil Unit	Mechanical Engineering Services		X		X	
	VAV Box	Mechanical Engineering Services		X		X	
21C Only	VFR	Mechanical Engineering Services		X			X
	Point of Entry Water Filter	Contract Maintenance	3X			X	

Equipment and automated PM schedules for existing school buildings have been placed into SchoolDude and are now auto-generating as of July 2020. For all remaining buildings, including 21<sup>st</sup> Century buildings, PM work orders will continue to be entered into SchoolDude manually until all pertinent information has been received, reviewed, and uploaded.

### Staffing Model

Departmental increases in FY2019 supported mechanical PM work and non-mechanical services, as well as supplemental trade support and additional staffing.

5 year Plan: Facility and Maintenance FY2019 - FY2023					
	SY18-19	SY19-20	SY20-21	SY21-22	SY22-23
<b>21<sup>st</sup> Century Buildings</b>					
<b>Plan &amp; CEFMP</b>	<b>FY2019</b>	<b>FY2020</b>	<b>FY2021</b>	<b>FY2022</b>	<b>FY2023</b>
Total Square Footage	18,114,098	17,868,926	16,973,372	16,878,381	16,428,988
Closed/Decreased SF	(262,367)	(895,554)	(368,819)	(709,323)	(18,780)
Added SF	17,195	0	273,828	259,930	141,459
SF to Maintain	17,868,926	16,973,372	16,878,381	16,428,988	16,551,667
<b>District School Buildings</b>					
Total School Bldgs	156	153	150	145	139
Closed School Bldgs	-3	-3	-5	-6	-1
School Bldgs to Maintain	153	150	145	139	138
<b>Staffing Needs<sup>5</sup></b>					
FTEs Needed	190	180	179	174	175
Projected FTEs w/ \$3M <sup>6</sup>		129	141	153	165
FTE Deficit		51	38	21	10

In addition to reducing total square footage, the proposed budget increase should address staffing levels to better support facility needs and challenges, and more importantly, provide additional funding for PM to ensure our facilities stay online. Increased investment in staffing will ensure appropriate oversight and support to address facility deficiencies or minor challenges. Staffing increases will reduce reliance on contractors, that at times, lack historical knowledge of City Schools' facilities, and often present variation in support of facilities based on their own staffing limitations. It's anticipated that by FY2023 FM&O will have 94 percent of the FTEs required to maintain school buildings; however, if funded an additional \$1M in FY2024 FM&O can reach 100 percent capacity.

### IAC CMP Review

City Schools, in accordance with the MOU, once again increased the annual budget for facilities maintenance and operations (FM&O) and continued to refine its organizational framework in order to deliver the best possible maintenance outcomes. Despite the unexpected and extensive demands associated with COVID-19, City Schools was able to complete more work orders, and more preventive maintenance (PM) work orders than in prior years. In addition, City Schools continued to implement its

<sup>5</sup> Staffing needs are based on the APPA's Managed Care Service Level square footage of 94,430 sqft/FTE and only looks at the total number of trades personnel needed. It does not include management positions and does not consider mixture of building types, building ages or a building systems' sophistication.

<sup>6</sup> Projected FTEs are based on being able to create 12 new positions a year and assumes FM&O does not experience a budget reduction during this period of time.

computerized maintenance management system (CMMS). As of summer 2020, equipment at all open 21st Century Schools facilities had been inventoried and the CMMS set up to auto-generate PM work orders — which is a critical need for maintenance effectiveness.

Further implementation should include:

1. the auto-generation of PM work orders for all City Schools facilities, and
2. the use of the CMMS to manage all work orders.

In 2020, state maintenance effectiveness assessments (MEAs) of both new City Schools facilities and older facilities indicated that work orders entered into the CMMS do not represent the full extent of the work needed to effectively maintain the portfolio of City Schools facilities. Whether the additional work orders are entered and remain open until completed or are entered and then deferred; the extent of the work needed cannot be fully met until the need is fully determined. Given that the FM&O budget is more than \$100 million less than the budget needed for effective maintenance of a portfolio of more than 16 million square feet across 150+ facilities, that more work is needed should come as no surprise. And that more work is needed should not discount the improvement in maintenance effectiveness that City Schools has achieved since the inception of the Program in general, and in recent years in particular.

## List of Exhibits

Exhibit 1: Summary Table .....	52
Exhibit 2: Schedules .....	53
Exhibit 3: Statement of Revenues and Expenses .....	58
Exhibit 4: Change Orders with Contract Amounts .....	64
Exhibit 5: Map of Plan Year 1 and Plan Year 2 Schools .....	66
Exhibit 6: List of Surplus School Facilities .....	67
Exhibit 7a: Procurements .....	68
Exhibit 7b: MBE Outreach Inclusion Plan and Commitments .....	71
Exhibit 7c: Local Hiring Commitments for New Hires (Year 1 Schools) .....	75
Exhibit 7c: Local Hiring Commitments for New Hires (Year 2 Schools) .....	76
Exhibit 8: Swing Space Schools .....	77
Exhibit 9: Building Engagement Process .....	78
Exhibit 10: Feasibility Study Process Map .....	79

## Exhibit 1: Summary Table

	Building Name	Enrollment Projection *	SRC	Square Feet	SQFT/ Student	EAP Estimates	Construction Cost Estimate	Construction Bids**	Construction Savings	\$/SF Construction
(5)	Arlington #234	359	472	102,300	217	\$ 41,260,642	\$ 36,885,343	\$ 35,762,000	\$ (1,123,343)	\$ 350
(5)	Arundel #164	575	706	113,647	161	\$ 44,253,516	\$ 37,800,000	\$ 36,859,523	\$ (940,477)	\$ 324
	Cherry Hill #159	677	853	129,509	152	\$ 48,281,839	\$ 42,000,000	\$ 42,085,788	\$ 85,788	\$ 325
	Forest Park #406	834	993	199,785	201	\$ 70,122,898	\$ 60,400,000	\$ 56,193,983	\$ (4,206,017)	\$ 281
	Fort Worthington #085	799	621	103,351	166	\$ 42,187,379	\$ 34,300,000	\$ 33,080,646	\$ (1,219,354)	\$ 320
	Frederick #260	388	504	84,961	169	\$ 30,855,997	\$ 25,100,000	\$ 25,135,322	\$ 35,322	\$ 296
(6)	Dorothy L. Height #061	356	479	91,346	191	\$ 33,539,978	\$ 28,600,000	\$ 28,359,808	\$ (240,192)	\$ 310
(7)	Wildwood #088	749	704	110,355	157	\$ 39,938,364	\$ 35,300,000	\$ 35,204,180	\$ (95,820)	\$ 319
(1)	Patterson #405	1,299	1,481	242,019	163	\$ 111,505,288	\$ 92,518,782	\$ 85,896,818	\$ (6,621,964)	\$ 355
	Pimlico #223	653	688	119,015	173	\$ 45,279,387	\$ 38,700,000	\$ 37,836,910	\$ (863,090)	\$ 318
	Robert Poole #333/#427	780	1,005	135,896	135	\$ 55,056,540	\$ 45,200,000	\$ 38,507,745	\$ (6,692,255)	\$ 283
	<b>Plan Year 1 Schools</b>	<b>7,469</b>	<b>8,506</b>	<b>1,432,184</b>	<b>168</b>	<b>\$ 562,281,828</b>	<b>\$ 476,804,125</b>	<b>\$ 454,922,723</b>	<b>\$ (21,881,402)</b>	<b>\$ 382</b>
	John Ruhrah #228	977	976	143,613	147	\$ 45,103,798	\$ 41,681,687	\$ 41,459,429	\$ (222,258)	\$ 289
	Calvin M. Rodwell #256	694	760	111,694	147	\$ 39,832,554	\$ 35,586,762	\$ 35,577,365	\$ (9,397)	\$ 319
	Bay Brook #124	684	787	115,945	147	\$ 45,765,213	\$ 38,042,708	\$ 37,692,328	\$ (350,380)	\$ 325
	Walter P. Carter #134/#313	746	824	149,953	182	\$ 59,502,105	\$ 55,800,000	\$ 54,923,438	\$ (876,562)	\$ 366
	Mary E. Rodman #204	449	537	81,496	152	\$ 27,017,126	\$ 24,160,000	\$ 25,533,719	\$ 1,373,719	\$ 313
	Fairmont Harford #341	837	870	165,314	190	\$ 52,235,466	\$ 49,214,677	\$ 47,796,622	\$ (1,418,055)	\$ 289
(1)	Govans #213	382	590	88,380	150	\$ 37,291,776	\$ 35,200,000	\$ 34,676,222	\$ (523,778)	
	Medfield Heights #249	424	491	79,690	162	\$ 34,916,396	\$ 32,310,000	\$ 32,320,710	\$ 10,710	\$ 406
(4)	Commodore John Rodgers	-	-	-	-	-	-	-	-	-
(2)	Highlandtown #237	1,011	914	35,140	N/A	\$ 20,928,384	-	-	-	\$ -
(1)	Harford Heights #36/#314	410	627	144,290	230	\$ 49,923,768	\$ 46,200,000	\$ 44,636,933	\$ (1,563,067)	\$ 309
(1)	Calverton #75	426	821	122,525	149	\$ 52,642,955	\$ 49,000,000	\$ 49,724,681	\$ 724,681	\$ 406
(8)(1)	James Mosher #144	320	405	75,611	187	\$ 25,897,675	\$ 26,000,000	\$ 26,139,160	\$ 139,160	\$ 346
(3)	Montebello #44	407	525	93,876	179	\$ 34,349,212	\$ 28,500,000	-	\$ -	\$ -
(2)	Cross Country #247	629	750	92,596	123	\$ 42,239,840	-	\$ -	\$ -	\$ -
(8)(1)	Northwood #242	619	704	100,213	142	\$ 58,782,750	\$ 47,000,000	\$ 45,694,622	\$ (1,305,378)	\$ 456
(8)(1)	Robert W. Coleman #142	274	314	50,973	162	\$ 18,149,962	\$ 19,650,000	\$ 19,610,734	\$ (39,266)	\$ 385
	<b>Plan Year 2 Schools</b>	<b>9,279</b>	<b>10,895</b>	<b>1,651,309</b>	<b>152</b>	<b>\$ 644,578,980</b>	<b>\$ 499,845,834</b>	<b>\$ 495,785,963</b>	<b>\$ (3,758,351)</b>	<b>\$ 351</b>
	<b>Total Plan Year 1 and 2</b>	<b>16,748</b>	<b>19,401</b>	<b>3,083,493</b>	<b>160</b>	<b>\$ 1,206,860,808</b>	<b>\$ 976,649,959</b>	<b>\$ 950,708,686</b>	<b>\$ (25,639,753)</b>	<b>\$ 367</b>

### KEY

\* Projections shown 3 years after opening based on 2020 CEFMP.

\*\* Yr 2 projects include AV/IT costs as part of construction bids

- (1) Under construction
- (2) In design
- (3) in procurement/approval stage
- (4) in feasibility study stage
- (5) includes Early Childhood Development Center
- (6) formerly John Eager Howard #061
- (7) formerly Lyndhurst #088
- (8) covid escalation/impacts

### UTILIZATION

yr 1 util 87.81%  
yr 2 util 85.17%  
avg combined 86.33%

## Exhibit 2: Schedules

MSA BALTIMORE CITY SCHOOLS MASTER PROGRAM REPORT - DECEMBER 2020									
#1 MONTHLY REPORT - EXEC SUMMARY									
Item #	Item Name	Item Type	Item Status	Item Date	Item Description	Item Location	Item Category	Item Sub-Category	Item Sub-Sub-Category
MSA BALTIMORE CITY SCHOOLS MASTER PROGRAM REPORT - DECEMBER 2020									
EXECUTIVE PROGRAM SUMMARY									
PROJECTS IN PROGRESS									
301 SIDA100	FEASIBILITY STUDY - PROJECT PARK	11-Dec-13	30-Nov-14						
302 SIDA200	AE PROCEEDMENT - PROJECT PARK	01-Jan-14	10-Sep-14						
303 SIDA300	AE PROCEEDMENT - PROJECT PARK	11-Sep-14	03-Nov-14						
304 SIDA400	AE PROCEEDMENT - PROJECT PARK	12-Sep-14	09-Dec-14						
305 SIDA500	AE PROCEEDMENT - PROJECT PARK	13-Sep-14	10-Dec-14						
306 SIDA600	AE PROCEEDMENT - PROJECT PARK	14-Sep-14	11-Dec-14						
307 SIDA700	AE PROCEEDMENT - PROJECT PARK	15-Sep-14	12-Dec-14						
308 SIDA800	AE PROCEEDMENT - PROJECT PARK	16-Sep-14	13-Dec-14						
309 SIDA900	AE PROCEEDMENT - PROJECT PARK	17-Sep-14	14-Dec-14						
310 SIDA1000	AE PROCEEDMENT - PROJECT PARK	18-Sep-14	15-Dec-14						
PROJECTS IN PROGRESS									
311 SIDA1100	FEASIBILITY STUDY - PROJECT PARK	19-Sep-14	16-Dec-14						
312 SIDA1200	AE PROCEEDMENT - PROJECT PARK	20-Sep-14	17-Dec-14						
313 SIDA1300	AE PROCEEDMENT - PROJECT PARK	21-Sep-14	18-Dec-14						
314 SIDA1400	AE PROCEEDMENT - PROJECT PARK	22-Sep-14	19-Dec-14						
315 SIDA1500	AE PROCEEDMENT - PROJECT PARK	23-Sep-14	20-Dec-14						
316 SIDA1600	AE PROCEEDMENT - PROJECT PARK	24-Sep-14	21-Dec-14						
317 SIDA1700	AE PROCEEDMENT - PROJECT PARK	25-Sep-14	22-Dec-14						
318 SIDA1800	AE PROCEEDMENT - PROJECT PARK	26-Sep-14	23-Dec-14						
319 SIDA1900	AE PROCEEDMENT - PROJECT PARK	27-Sep-14	24-Dec-14						
320 SIDA2000	AE PROCEEDMENT - PROJECT PARK	28-Sep-14	25-Dec-14						
PROJECTS IN PROGRESS									
321 SIDA2100	FEASIBILITY STUDY - PROJECT PARK	29-Sep-14	26-Dec-14						
322 SIDA2200	AE PROCEEDMENT - PROJECT PARK	30-Sep-14	27-Dec-14						
323 SIDA2300	AE PROCEEDMENT - PROJECT PARK	01-Oct-14	28-Dec-14						
324 SIDA2400	AE PROCEEDMENT - PROJECT PARK	02-Oct-14	29-Dec-14						
325 SIDA2500	AE PROCEEDMENT - PROJECT PARK	03-Oct-14	30-Dec-14						
326 SIDA2600	AE PROCEEDMENT - PROJECT PARK	04-Oct-14	31-Dec-14						
327 SIDA2700	AE PROCEEDMENT - PROJECT PARK	05-Oct-14	01-Jan-15						
328 SIDA2800	AE PROCEEDMENT - PROJECT PARK	06-Oct-14	02-Jan-15						
329 SIDA2900	AE PROCEEDMENT - PROJECT PARK	07-Oct-14	03-Jan-15						
330 SIDA3000	AE PROCEEDMENT - PROJECT PARK	08-Oct-14	04-Jan-15						
PROJECTS IN PROGRESS									
331 SIDA3100	FEASIBILITY STUDY - PROJECT PARK	09-Oct-14	05-Jan-15						
332 SIDA3200	AE PROCEEDMENT - PROJECT PARK	10-Oct-14	06-Jan-15						
333 SIDA3300	AE PROCEEDMENT - PROJECT PARK	11-Oct-14	07-Jan-15						
334 SIDA3400	AE PROCEEDMENT - PROJECT PARK	12-Oct-14	08-Jan-15						
335 SIDA3500	AE PROCEEDMENT - PROJECT PARK	13-Oct-14	09-Jan-15						
336 SIDA3600	AE PROCEEDMENT - PROJECT PARK	14-Oct-14	10-Jan-15						
337 SIDA3700	AE PROCEEDMENT - PROJECT PARK	15-Oct-14	11-Jan-15						
338 SIDA3800	AE PROCEEDMENT - PROJECT PARK	16-Oct-14	12-Jan-15						
339 SIDA3900	AE PROCEEDMENT - PROJECT PARK	17-Oct-14	13-Jan-15						
340 SIDA4000	AE PROCEEDMENT - PROJECT PARK	18-Oct-14	14-Jan-15						
PROJECTS IN PROGRESS									
341 SIDA4100	FEASIBILITY STUDY - PROJECT PARK	19-Oct-14	15-Jan-15						
342 SIDA4200	AE PROCEEDMENT - PROJECT PARK	20-Oct-14	16-Jan-15						
343 SIDA4300	AE PROCEEDMENT - PROJECT PARK	21-Oct-14	17-Jan-15						
344 SIDA4400	AE PROCEEDMENT - PROJECT PARK	22-Oct-14	18-Jan-15						
345 SIDA4500	AE PROCEEDMENT - PROJECT PARK	23-Oct-14	19-Jan-15						
346 SIDA4600	AE PROCEEDMENT - PROJECT PARK	24-Oct-14	20-Jan-15						
347 SIDA4700	AE PROCEEDMENT - PROJECT PARK	25-Oct-14	21-Jan-15						
348 SIDA4800	AE PROCEEDMENT - PROJECT PARK	26-Oct-14	22-Jan-15						
349 SIDA4900	AE PROCEEDMENT - PROJECT PARK	27-Oct-14	23-Jan-15						
350 SIDA5000	AE PROCEEDMENT - PROJECT PARK	28-Oct-14	24-Jan-15						
PROJECTS IN PROGRESS									
351 SIDA5100	FEASIBILITY STUDY - PROJECT PARK	29-Oct-14	25-Jan-15						
352 SIDA5200	AE PROCEEDMENT - PROJECT PARK	30-Oct-14	26-Jan-15						
353 SIDA5300	AE PROCEEDMENT - PROJECT PARK	31-Oct-14	27-Jan-15						
354 SIDA5400	AE PROCEEDMENT - PROJECT PARK	01-Nov-14	28-Jan-15						
355 SIDA5500	AE PROCEEDMENT - PROJECT PARK	02-Nov-14	29-Jan-15						
356 SIDA5600	AE PROCEEDMENT - PROJECT PARK	03-Nov-14	30-Jan-15						
357 SIDA5700	AE PROCEEDMENT - PROJECT PARK	04-Nov-14	31-Jan-15						
358 SIDA5800	AE PROCEEDMENT - PROJECT PARK	05-Nov-14	01-Feb-15						
359 SIDA5900	AE PROCEEDMENT - PROJECT PARK	06-Nov-14	02-Feb-15						
360 SIDA6000	AE PROCEEDMENT - PROJECT PARK	07-Nov-14	03-Feb-15						
PROJECTS IN PROGRESS									
361 SIDA6100	FEASIBILITY STUDY - PROJECT PARK	08-Nov-14	04-Feb-15						
362 SIDA6200	AE PROCEEDMENT - PROJECT PARK	09-Nov-14	05-Feb-15						
363 SIDA6300	AE PROCEEDMENT - PROJECT PARK	10-Nov-14	06-Feb-15						
364 SIDA6400	AE PROCEEDMENT - PROJECT PARK	11-Nov-14	07-Feb-15						
365 SIDA6500	AE PROCEEDMENT - PROJECT PARK	12-Nov-14	08-Feb-15						
366 SIDA6600	AE PROCEEDMENT - PROJECT PARK	13-Nov-14	09-Feb-15						
367 SIDA6700	AE PROCEEDMENT - PROJECT PARK	14-Nov-14	10-Feb-15						
368 SIDA6800	AE PROCEEDMENT - PROJECT PARK	15-Nov-14	11-Feb-15						
369 SIDA6900	AE PROCEEDMENT - PROJECT PARK	16-Nov-14	12-Feb-15						
370 SIDA7000	AE PROCEEDMENT - PROJECT PARK	17-Nov-14	13-Feb-15						
PROJECTS IN PROGRESS									
371 SIDA7100	FEASIBILITY STUDY - PROJECT PARK	18-Nov-14	14-Feb-15						
372 SIDA7200	AE PROCEEDMENT - PROJECT PARK	19-Nov-14	15-Feb-15						
373 SIDA7300	AE PROCEEDMENT - PROJECT PARK	20-Nov-14	16-Feb-15						
374 SIDA7400	AE PROCEEDMENT - PROJECT PARK	21-Nov-14	17-Feb-15						
375 SIDA7500	AE PROCEEDMENT - PROJECT PARK	22-Nov-14	18-Feb-15						
376 SIDA7600	AE PROCEEDMENT - PROJECT PARK	23-Nov-14	19-Feb-15						
377 SIDA7700	AE PROCEEDMENT - PROJECT PARK	24-Nov-14	20-Feb-15						
378 SIDA7800	AE PROCEEDMENT - PROJECT PARK	25-Nov-14	21-Feb-15						
379 SIDA7900	AE PROCEEDMENT - PROJECT PARK	26-Nov-14	22-Feb-15						
380 SIDA8000	AE PROCEEDMENT - PROJECT PARK	27-Nov-14	23-Feb-15						
PROJECTS IN PROGRESS									
381 SIDA8100	FEASIBILITY STUDY - PROJECT PARK	28-Nov-14	24-Feb-15						
382 SIDA8200	AE PROCEEDMENT - PROJECT PARK	29-Nov-14	25-Feb-15						
383 SIDA8300	AE PROCEEDMENT - PROJECT PARK	30-Nov-14	26-Feb-15						
384 SIDA8400	AE PROCEEDMENT - PROJECT PARK	01-Dec-14	27-Feb-15						
385 SIDA8500	AE PROCEEDMENT - PROJECT PARK	02-Dec-14	28-Feb-15						
386 SIDA8600	AE PROCEEDMENT - PROJECT PARK	03-Dec-14	29-Feb-15						
387 SIDA8700	AE PROCEEDMENT - PROJECT PARK	04-Dec-14	01-Mar-15						
388 SIDA8800	AE PROCEEDMENT - PROJECT PARK	05-Dec-14	02-Mar-15						
389 SIDA8900	AE PROCEEDMENT - PROJECT PARK	06-Dec-14	03-Mar-15						
390 SIDA9000	AE PROCEEDMENT - PROJECT PARK	07-Dec-14	04-Mar-15						
PROJECTS IN PROGRESS									
391 SIDA9100	FEASIBILITY STUDY - PROJECT PARK	08-Dec-14	05-Mar-15						
392 SIDA9200	AE PROCEEDMENT - PROJECT PARK	09-Dec-14	06-Mar-15						
393 SIDA9300	AE PROCEEDMENT - PROJECT PARK	10-Dec-14	07-Mar-15						
394 SIDA9400	AE PROCEEDMENT - PROJECT PARK	11-Dec-14	08-Mar-15						
395 SIDA9500	AE PROCEEDMENT - PROJECT PARK	12-Dec-14	09-Mar-15						
396 SIDA9600	AE PROCEEDMENT - PROJECT PARK	13-Dec-14	10-Mar-15						
397 SIDA9700	AE PROCEEDMENT - PROJECT PARK	14-Dec-14	11-Mar-15						
398 SIDA9800	AE PROCEEDMENT - PROJECT PARK	15-Dec-14	12-Mar-15						
399 SIDA9900	AE PROCEEDMENT - PROJECT PARK	16-Dec-14	13-Mar-15						
400 SIDA10000	AE PROCEEDMENT - PROJECT PARK	17-Dec-14	14-Mar-15						

MSA BALTIMORE CITY SCHOOLS MASTER PROGRAM REPORT - DECEMBER 2020

# MONTHLY REPORT - EXEC SUMMARY

DATE PRINTED: 28-Jun-21 11:58

SCHOOL		SCHOOL		SCHOOL		SCHOOL		SCHOOL		SCHOOL		SCHOOL		SCHOOL		SCHOOL		SCHOOL		SCHOOL		SCHOOL		SCHOOL		SCHOOL		SCHOOL		SCHOOL		SCHOOL		SCHOOL		SCHOOL		SCHOOL		SCHOOL		SCHOOL		SCHOOL		SCHOOL		SCHOOL		SCHOOL		SCHOOL		SCHOOL		SCHOOL		SCHOOL		SCHOOL		SCHOOL		SCHOOL		SCHOOL		SCHOOL		SCHOOL		SCHOOL		SCHOOL		SCHOOL		SCHOOL		SCHOOL		SCHOOL		SCHOOL		SCHOOL		SCHOOL		SCHOOL		SCHOOL		SCHOOL		SCHOOL		SCHOOL		SCHOOL		SCHOOL		SCHOOL		SCHOOL		SCHOOL		SCHOOL		SCHOOL		SCHOOL		SCHOOL		SCHOOL		SCHOOL		SCHOOL		SCHOOL		SCHOOL		SCHOOL		SCHOOL		SCHOOL		SCHOOL		SCHOOL		SCHOOL		SCHOOL		SCHOOL		SCHOOL		SCHOOL		SCHOOL		SCHOOL		SCHOOL		SCHOOL		SCHOOL		SCHOOL		SCHOOL		SCHOOL		SCHOOL		SCHOOL		SCHOOL		SCHOOL		SCHOOL		SCHOOL		SCHOOL		SCHOOL		SCHOOL		SCHOOL		SCHOOL		SCHOOL		SCHOOL		SCHOOL		SCHOOL		SCHOOL		SCHOOL		SCHOOL		SCHOOL		SCHOOL		SCHOOL		SCHOOL		SCHOOL		SCHOOL		SCHOOL		SCHOOL		SCHOOL		SCHOOL		SCHOOL		SCHOOL		SCHOOL		SCHOOL		SCHOOL		SCHOOL		SCHOOL		SCHOOL		SCHOOL		SCHOOL		SCHOOL		SCHOOL		SCHOOL		SCHOOL		SCHOOL		SCHOOL		SCHOOL		SCHOOL		SCHOOL		SCHOOL		SCHOOL		SCHOOL		SCHOOL		SCHOOL		SCHOOL		SCHOOL		SCHOOL		SCHOOL		SCHOOL		SCHOOL		SCHOOL		SCHOOL		SCHOOL		SCHOOL		SCHOOL		SCHOOL		SCHOOL		SCHOOL		SCHOOL		SCHOOL		SCHOOL		SCHOOL		SCHOOL		SCHOOL		SCHOOL		SCHOOL		SCHOOL		SCHOOL		SCHOOL		SCHOOL		SCHOOL		SCHOOL		SCHOOL	
--------	--	--------	--	--------	--	--------	--	--------	--	--------	--	--------	--	--------	--	--------	--	--------	--	--------	--	--------	--	--------	--	--------	--	--------	--	--------	--	--------	--	--------	--	--------	--	--------	--	--------	--	--------	--	--------	--	--------	--	--------	--	--------	--	--------	--	--------	--	--------	--	--------	--	--------	--	--------	--	--------	--	--------	--	--------	--	--------	--	--------	--	--------	--	--------	--	--------	--	--------	--	--------	--	--------	--	--------	--	--------	--	--------	--	--------	--	--------	--	--------	--	--------	--	--------	--	--------	--	--------	--	--------	--	--------	--	--------	--	--------	--	--------	--	--------	--	--------	--	--------	--	--------	--	--------	--	--------	--	--------	--	--------	--	--------	--	--------	--	--------	--	--------	--	--------	--	--------	--	--------	--	--------	--	--------	--	--------	--	--------	--	--------	--	--------	--	--------	--	--------	--	--------	--	--------	--	--------	--	--------	--	--------	--	--------	--	--------	--	--------	--	--------	--	--------	--	--------	--	--------	--	--------	--	--------	--	--------	--	--------	--	--------	--	--------	--	--------	--	--------	--	--------	--	--------	--	--------	--	--------	--	--------	--	--------	--	--------	--	--------	--	--------	--	--------	--	--------	--	--------	--	--------	--	--------	--	--------	--	--------	--	--------	--	--------	--	--------	--	--------	--	--------	--	--------	--	--------	--	--------	--	--------	--	--------	--	--------	--	--------	--	--------	--	--------	--	--------	--	--------	--	--------	--	--------	--	--------	--	--------	--	--------	--	--------	--	--------	--	--------	--	--------	--	--------	--	--------	--	--------	--	--------	--	--------	--	--------	--	--------	--	--------	--	--------	--	--------	--	--------	--	--------	--	--------	--	--------	--	--------	--	--------	--	--------	--	--------	--	--------	--	--------	--	--------	--

MSA BALTIMORE CITY SCHOOLS MASTER PROGRAM REPORT - DECEMBER 2020									
# MONTHLY REPORT EXEC SUMMARY									
Activity ID	Activity Name	Start	End	Actual Level of Effort	Actual Work	Remaining Work	Critical Remaining Work	Project ID: MSA-LIVE	For Issuance
515.504.400	PLANNING / DESIGN - CALVIN MERO WELL	17-Aug-17 A	30-Aug-18 A						
515.504.500	CONSTRUCTION - CALVIN MERO WELL	23-Sep-18 A	23-Oct-18 A						
515.504.600	CONSTRUCTION - CALVIN MERO WELL	06-Aug-19 A	12-Sep-19 A						
515.504.650	OCCUPANCY - CALVIN MERO WELL	15-Dec-19 A	06-Jan-20 A						
516.504.100	FEASIBILITY STUDY - BAY BROOK	06-Oct-15 A	30-Jan-16 A						
516.504.200	AE PROCEEDMENT - BAY BROOK	16-Jan-17 A	17-Aug-17 A						
516.504.300	PLANNING / DESIGN - BAY BROOK	11-Sep-17 A	29-May-18 A						
516.504.400	CONSTRUCTION - BAY BROOK	07-Aug-18 A	24-Dec-19 A						
516.504.500	OCCUPANCY - BAY BROOK	27-Dec-19 A	06-Jan-20 A						
517.504.400	FEASIBILITY STUDY - COMMODORE	17-Aug-17 A	02-May-21						
517.504.500	AE PROCEEDMENT - COMMODORE	02-May-21	02-May-21						
517.504.600	PLANNING / DESIGN - COMMODORE	02-May-21	31-May-22						
517.504.700	CONSTRUCTION - COMMODORE	01-Aug-22	30-Nov-22						
517.504.800	OCCUPANCY - COMMODORE	01-Dec-23	02-Jan-24						
518.504.100	FEASIBILITY STUDY - HIRSHLAND TOWN	14-Nov-17 A	12-May-18 A						
518.504.200	AE PROCEEDMENT - HIRSHLAND TOWN	31-Jan-18 A	24-Apr-18 A						
518.504.300	PLANNING / DESIGN - HIRSHLAND TOWN	12-Aug-18 A	31-May-21						
518.504.400	CONSTRUCTION - HIRSHLAND TOWN	01-Aug-21	01-Aug-22						
518.504.500	OCCUPANCY - HIRSHLAND TOWN	02-Aug-22	06-Sep-22						
519.504.100	FEASIBILITY STUDY - FODMAN	01-May-16 A	31-May-17 A						
519.504.200	AE PROCEEDMENT - FODMAN	05-Oct-17 A	16-May-18 A						
519.504.300	PLANNING / DESIGN - FODMAN	25-Jan-18 A	09-May-19 A						
519.504.400	CONSTRUCTION - FODMAN	03-May-19 A	15-Jul-19 A						
519.504.500	OCCUPANCY - FODMAN	01-May-20 A	26-Aug-20 A						
520.504.100	FEASIBILITY STUDY - MEDFIELD	03-Jan-15 A	05-Sep-17 A						
520.504.200	AE PROCEEDMENT - MEDFIELD	16-Apr-17 A	25-Jun-17 A						
520.504.300	PLANNING / DESIGN - MEDFIELD	23-Oct-17 A	18-Dec-17 A						
520.504.400	CONSTRUCTION - MEDFIELD	05-May-18 A	31-May-19 A						
520.504.500	OCCUPANCY - MEDFIELD	13-May-19 A	24-Jul-19 A						
520.504.600	CONSTRUCTION - MEDFIELD	25-May-20 A	30-Nov-20 A						
520.504.650	OCCUPANCY - MEDFIELD	01-Dec-20 A	06-Jan-21						
521.504.100	FEASIBILITY STUDY - CARTER	02-Oct-15 A	29-Aug-17 A						
521.504.200	AE PROCEEDMENT - CARTER	02-Oct-17 A	29-Aug-18 A						
521.504.300	PLANNING / DESIGN - CARTER	11-Oct-18 A	15-May-19 A						
521.504.400	CONSTRUCTION - CARTER	11-Oct-19 A	19-May-20 A						
521.504.500	OCCUPANCY - CARTER	16-Dec-20 A	06-Jan-21						
522.504.100	FEASIBILITY STUDY - GOVANS	03-Jan-17 A	17-Jan-18 A						
522.504.200	AE PROCEEDMENT - GOVANS	15-Dec-17 A	29-Aug-18 A						
522.504.300	PLANNING / DESIGN - GOVANS	15-Dec-18 A	29-Aug-19 A						

MSA BALTIMORE CITY SCHOOLS MASTER PROGRAM REPORT - DECEMBER 2020										DATE PRINTED: 28-Jan-21 14:15									
Project Name										# MONTHLY REPORT EXEC SUMMARY									
Project ID										Project Name									
S01-S01A00										PLANNING / DESIGN - GOVANS									
S02-S02A00										GRAD DEVELOPMENT - GOVANS									
S03-S03A00										CONSTRUCTION - GOVANS									
S04-S04A00										OCCUPANCY - GOVANS									
S01-S01A00										PLANNING / DESIGN - CROSS COUNTRY									
S02-S02A00										GRAD DEVELOPMENT - CROSS COUNTRY									
S03-S03A00										CONSTRUCTION - CROSS COUNTRY									
S04-S04A00										OCCUPANCY - CROSS COUNTRY									
S01-S01A00										PLANNING / DESIGN - MONTPELIER									
S02-S02A00										GRAD DEVELOPMENT - MONTPELIER									
S03-S03A00										CONSTRUCTION - MONTPELIER									
S04-S04A00										OCCUPANCY - MONTPELIER									
S01-S01A00										PLANNING / DESIGN - CALVERTON									
S02-S02A00										GRAD DEVELOPMENT - CALVERTON									
S03-S03A00										CONSTRUCTION - CALVERTON									
S04-S04A00										OCCUPANCY - CALVERTON									
S01-S01A00										PLANNING / DESIGN - HARPOD HEIGHTS									
S02-S02A00										GRAD DEVELOPMENT - HARPOD HEIGHTS									
S03-S03A00										CONSTRUCTION - HARPOD HEIGHTS									
S04-S04A00										OCCUPANCY - HARPOD HEIGHTS									
S01-S01A00										PLANNING / DESIGN - MOOREHEAD									
S02-S02A00										GRAD DEVELOPMENT - MOOREHEAD									
S03-S03A00										CONSTRUCTION - MOOREHEAD									
S04-S04A00										OCCUPANCY - MOOREHEAD									
S01-S01A00										PLANNING / DESIGN - NORTHWOOD									
S02-S02A00										GRAD DEVELOPMENT - NORTHWOOD									
S03-S03A00										CONSTRUCTION - NORTHWOOD									
S04-S04A00										OCCUPANCY - NORTHWOOD									
S01-S01A00										PLANNING / DESIGN - COLLEMAN									
S02-S02A00										GRAD DEVELOPMENT - COLLEMAN									
S03-S03A00										CONSTRUCTION - COLLEMAN									
S04-S04A00										OCCUPANCY - COLLEMAN									

Remaining Level of Effort

Actual Level of Effort

Actual Work

Remaining Work

Critical Remaining Work

4 of 5

PROJECT ID: MSA-LIVE

DATA DATE: 01-Dec-20

FOR ISSUANCE

MSA BALTIMORE CITY SCHOOLS MASTER PROGRAM REPORT - DECEMBER 2020									
Activity ID	Activity Name	Start	Finish	# MONTHLY REPORT EXEC SUMMARY					
SSP-SIDA400	PLANNING/DESIGN - COLEMAN	24-Feb-20 A	03-Dec-20 A	2020	2021	2022	2023	2024	2025
SSP-SIDA500	DESIGN/DEVELOPMENT - COLEMAN	03-Feb-20 A	23-Jul-20 A	2020	2021	2022	2023	2024	2025
SSP-SIDA600	CONSTRUCTION - COLEMAN	03-Apr-20 A	03-Aug-21	2020	2021	2022	2023	2024	2025
SSP-SIDA650	OCCUPANCY - COLEMAN	03-Aug-21 A	06-Sep-21	2020	2021	2022	2023	2024	2025
				<div> <div>PLANNING/DESIGN - COLEMAN</div> <div>DESIGN/DEVELOPMENT - COLEMAN</div> <div>CONSTRUCTION - COLEMAN</div> <div>OCCUPANCY - COLEMAN</div> </div>					
				DATE PRINTED: 28-Jan-21 14:15					

Remaining Level of Effort

Actual Level of Effort

Remaining Work

Critical Remaining Work

Milestone



BALTIMORE CITY PUBLIC SCHOOLS



5 of 5

PROJECT ID: MSA-LIVE  
DATA DATE: 01-Dec-20

FOR ISSUANCE

### Exhibit 3: Statement of Revenues and Expenses

Maryland Stadium Authority Baltimore City Public Schools Statement of Revenues and Expenses 12 Periods Ended 6/30/2020 (Unaudited)					
	CURRENT QUARTER	BUDGET QUARTER	CURRENT YTD	BUDGET YTD	ANNUAL BUDGET
REVENUES:					
Total Revenues	\$16,946,484	\$15,420,000	\$73,005,771	\$62,500,000	\$62,500,000
EXPENSES:					
Subtotal-Salaries, Wages & Fringe Benefits (Object .01)	\$1,216,783	\$1,101,115	\$4,145,516	\$4,089,854	\$4,089,854
Subtotal-Technical and Special Fees (Object .02)	\$28,307	\$0	\$68,196	\$0	\$0
Subtotal-Communications (Object .03)	\$6,410	\$4,747	\$15,897	\$14,832	\$14,832
Subtotal-Travel (Object .04)	\$205	\$3,881	\$12,121	\$21,860	\$21,860
Subtotal-Contractual Services (Object .08)	\$64,423,865	\$71,268,302	\$193,694,155	\$224,349,797	\$224,349,797
Subtotal-Supplies and Materials (Object .09)	\$1,130	\$35,828	\$29,174	\$87,700	\$87,700
Subtotal-Grants and Subsidies (Object .12)	\$7,475,803	\$6,102,456	\$12,298,933	\$8,975,352	\$8,975,352
Subtotal-Fixed Charges (Object .13)	\$30,186,021	\$30,285,738	\$48,312,866	\$48,445,322	\$48,445,322
Subtotal-Land and Structures (Object .14)	\$0	\$0	\$0	\$0	\$0
Total Expenses	\$103,338,524	\$108,802,067	\$258,576,858	\$285,984,717	\$285,984,717

**Maryland Stadium Authority**  
**Baltimore City Public Schools Program**  
**Revenues and Expenditures not Paid for by Bond Proceeds**  
**12 Periods Ended 6/30/2020**

	Fiscal Year 2014-2016	Fiscal Year 2017	Fiscal Year 2018	Fiscal Year 2019	Fiscal Year 2020	Totals
Beginning Cash Balance	\$0	\$27,212,543	\$48,077,152	\$54,038,294	\$58,942,938	\$0
Revenues						
Baltimore City	\$50,667,407	\$25,234,993	\$26,475,558	\$26,386,149	\$25,786,783	\$154,550,890
Investment Income(includes bond interest income)	\$852,414	\$2,367,318	\$6,209,273	\$12,460,052	\$6,829,882	\$28,718,939
Lottery	\$20,000,000	\$20,000,000	\$20,000,000	\$20,000,000	\$20,000,000	\$100,000,000
Baltimore City Public Schools	\$0	\$20,000,000	\$20,000,000	\$20,000,000	\$20,000,000	\$80,000,000
Miscellaneous	\$514	\$0	\$0	\$0	\$389,106	\$389,620
Total Revenues	\$33,156,364	\$67,602,311	\$72,684,831	\$78,846,201	\$73,005,771	\$363,659,449
Less: (Held for Baltimore City Reserve)	-\$7,500,000	-\$2,500,000	-\$2,500,000	-\$2,500,000	-\$2,500,000	-\$17,500,000
Available Funds	\$30,656,364	\$65,102,311	\$70,184,831	\$76,346,201	\$70,505,771	\$346,159,449
Expenditures						
Debt Service	-\$2,666,667	-\$20,764,943	-\$37,408,372	-\$48,039,667	-\$47,988,667	-\$156,868,316
Operating Expenses	-\$34,141,125	-\$23,472,759	-\$26,815,317	-\$23,401,890	-\$27,897,356	-\$135,728,447
Total Expenditures	-\$36,807,792	-\$44,237,702	-\$64,223,689	-\$71,441,557	-\$75,886,023	-\$292,596,763
Ending Cash Balance	\$27,212,543	\$48,077,152	\$54,038,294	\$58,942,938	\$53,562,686	\$53,562,686

**Maryland Stadium Authority  
Baltimore City Public Schools  
Breakdown on Revenues  
12 Periods Ended 6/30/2020**

Baltimore City Beverage Tax	\$10,000,000
FY 2019 True-up Beverage Tax	\$1,095,904
Baltimore City Retirees Health Insurance	\$10,000,000
Transfer from Facilities Fund BRFA	\$0
Baltimore City VTL Facility Rental Fee	\$2,050,000
Baltimore City Table Game Revenues	\$2,640,880
Baltimore City Public Schools	\$20,000,000
Maryland State Lottery	\$20,000,000
Investment Income State Treasurer	\$1,107,001
Investment Income Bond Proceeds	\$5,722,881
Misc. and Energy Rebates	\$389,106
	<hr/>
	<hr/> \$73,005,771 <hr/>

**Maryland Stadium Authority**  
**Baltimore City Public Schools**  
**Series 2016 Summary**  
**12 Periods Ended 6/30/2020**

Series 2016 proceeds for construction		\$385,158,803.24
Arlington Elementary/Middle School	\$21,089,577.67	
Arundel Elementary/Middle	\$39,518,514.83	
Cheery Hill Elementary/Middle	\$44,954,604.53	
Forest Park High School	\$61,765,815.65	
Fort Worthington Elementary School	\$34,893,762.58	
Frederick Elementary School	\$26,843,260.02	
John E. Howard Elementary School	\$32,240,342.33	
Lyndhurst Elementary/Middle	\$39,210,210.42	
Patterson High School	\$2,366,751.72	
Pimlico Elementary/Middle School	\$41,188,195.10	
Robert E. Poole	\$44,412,778.50	
Total Expenditures		<u>-\$388,483,813.35</u>
		<u>-\$3,325,010.11</u>
Plus Investment Income		<u>\$3,325,010.11</u>
Remaining proceeds		<u><u>\$0.00</u></u>

**Maryland Stadium Authority  
Baltimore City Public Schools  
Series 2018A Summary  
12 Periods Ended 6/30/2020**

Series 2018A proceeds for construction		\$495,693,704.72
Arlington Elementary/Middle School	\$16,763,497.51	
Arundel Elementary/Middle	\$178,215.24	
Bay Brook Elementary/Middle School	\$38,962,305.69	
Calverton Elementary/Middle School	\$6,832,515.37	
Calvin Rodwell Elementary/Middle School	\$35,217,257.46	
Cheery Hill Elementary/Middle	\$1,839,356.43	
Cross Country Elementary/Middle School	\$762,434.66	
Fairmount Harford Building	\$48,967,549.87	
Forest Park High School	\$817,909.89	
Fort Worthington Elementary School	\$7,000.00	
Frederick Elementary School	\$6,481.00	
Govans Elementary School	\$1,425,044.82	
Harford Heights / Sharp Leadenhall Elementary School	\$1,671,793.67	
Highlandtown Elementary/Middle School	\$0.00	
James Mosher Elementary School	\$1,882,068.36	
John E. Howard Elementary School	\$1,614,753.44	
John Ruhrah Elementary/Middle School	\$42,394,904.50	
Lyndhurst Elementary/Middle	\$1,607,372.36	
Mary E. Rodman Elementary School	\$20,347,961.22	
Medfield Heights Elementary School	\$19,702,058.75	
Montebello Elementary/Middle School	\$200,397.47	
Northwood Elementary School	\$1,600,002.38	
Patterson High School	\$24,583,840.43	
Pimlico Elementary/Middle School	\$510,169.84	
Robert Coleman Elementary School	\$1,610,550.76	
Robert E. Poole	\$1,686,807.19	
Walter P. Carter Elementary/Middle School	\$31,197,842.97	
Wildwood Elementary/Middle School	\$180,891.00	
Total Expenditures		<u>-\$302,570,982.28</u>
		\$193,122,722.44
Plus Investment Income		<u>\$19,395,049.08</u>
Remaining proceeds		<u><u>\$212,517,771.52</u></u>

**Baltimore City Public Schools**  
**Series 2016 & Series 2018A Summary**  
**12 Periods Ended 6/30/2020**

	2016	2018A	Total
Arlington Elementary/Middle School	\$21,089,577.67	\$16,763,497.51	\$37,853,075.18
Arundel Elementary/Middle	\$39,518,514.83	\$178,215.24	\$39,696,730.07
Bay Brook Elementary/Middle School	\$0.00	\$38,962,305.69	\$38,962,305.69
Calverton Elementary/Middle School	\$0.00	\$6,832,515.37	\$6,832,515.37
Calvin Rodwell Elementary/Middle School	\$0.00	\$35,217,257.46	\$35,217,257.46
Cheery Hill Elementary/Middle	\$44,954,604.53	\$1,839,356.43	\$46,793,960.96
Cross Country Elementary/Middle School	\$0.00	\$762,434.66	\$762,434.66
Fairmount Harford Building	\$0.00	\$48,967,549.87	\$48,967,549.87
Forest Park High School	\$61,765,815.65	\$817,909.89	\$62,583,725.54
Fort Worthington Elementary School	\$34,893,762.58	\$7,000.00	\$34,900,762.58
Frederick Elementary School	\$26,843,260.02	\$6,481.00	\$26,849,741.02
Govans Elementary School	\$0.00	\$1,425,044.82	\$1,425,044.82
Harford Heights / Sharp Leadenhall Elementary School	\$0.00	\$1,671,793.67	\$1,671,793.67
James Mosher Elementary School	\$0.00	\$1,882,068.36	\$1,882,068.36
John E. Howard Elementary School	\$32,240,342.33	\$1,614,753.44	\$33,855,095.77
John Ruhrah Elementary/Middle School	\$0.00	\$42,394,904.50	\$42,394,904.50
Lyndhurst Elementary/Middle	\$39,210,210.42	\$1,607,372.36	\$40,817,582.78
Mary E. Rodman Elementary School	\$0.00	\$20,347,961.22	\$20,347,961.22
Medfield Heights Elementary School	\$0.00	\$19,702,058.75	\$19,702,058.75
Montebello Elementary/Middle School	\$0.00	\$200,397.47	\$200,397.47
Northwood Elementary School	\$0.00	\$1,600,002.38	\$1,600,002.38
Patterson High School	\$2,366,751.72	\$24,583,840.43	\$26,950,592.15
Pimlico Elementary/Middle School	\$41,188,195.10	\$510,169.84	\$41,698,364.94
Robert Coleman Elementary School	\$0.00	\$1,610,550.76	\$1,610,550.76
Robert E. Poole	\$44,412,778.50	\$1,686,807.19	\$46,099,585.69
Walter P. Carter Elementary/Middle School	\$0.00	\$31,197,842.97	\$31,197,842.97
Wildwood Elementary/Middle School	\$0.00	\$180,891.00	\$180,891.00
	<u>\$388,483,813.35</u>	<u>\$302,570,982.28</u>	<u>\$690,873,904.63</u>

## Exhibit 4: Change Orders with Contract Amounts

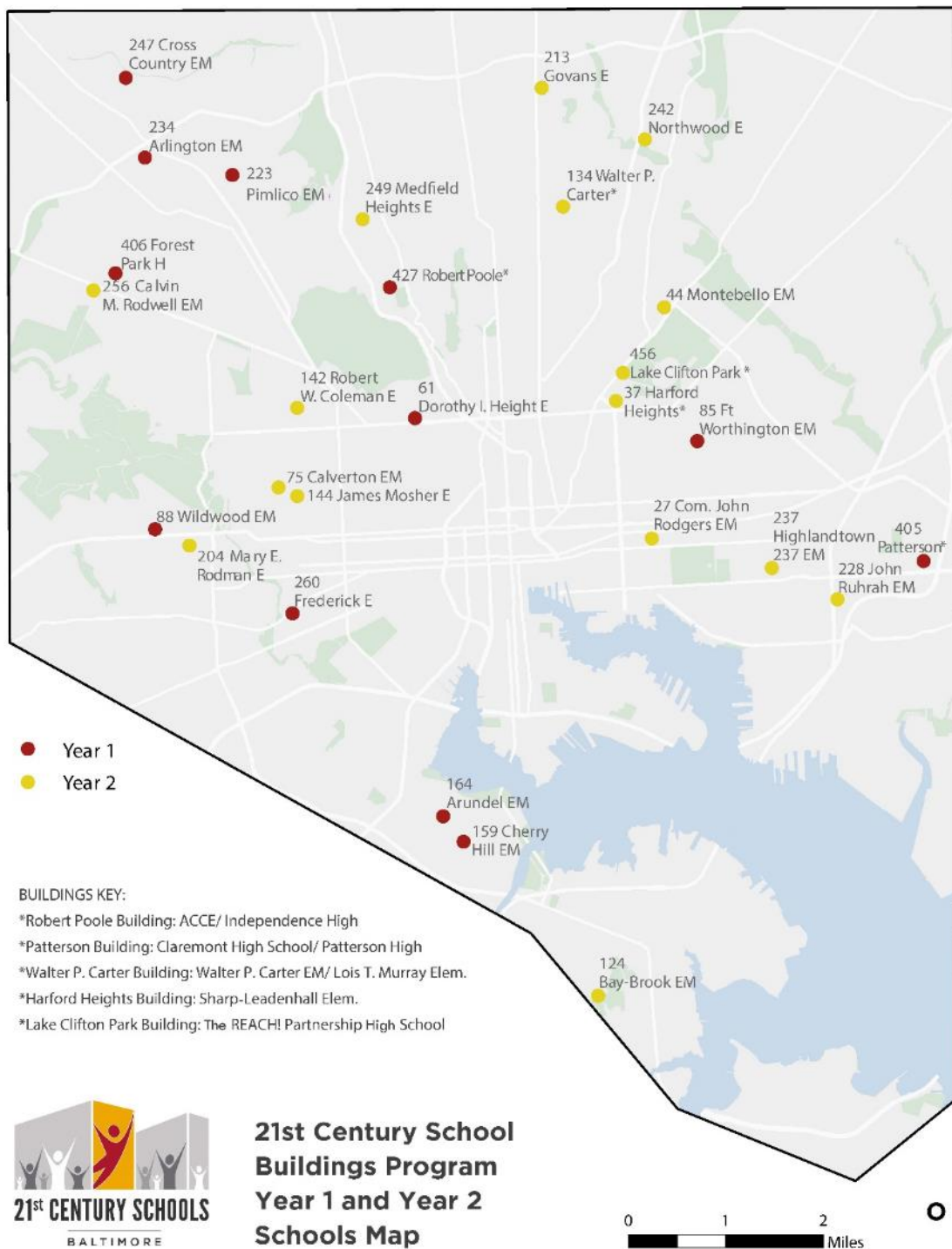
Change Orders with Contract Amount (All Active Projects)						
Project	Company Name	Contract Title	Base Contract Amt	Number of Change Orders	Total Amount of Changes	Contract Including This Change Amt
21st Century Program Costs	BATIA Environmental Associates, Inc.	Pemlico_Water Testing_Batia Environmental	\$9,731.53	1	(\$809.37)	\$8,922.16
	City Schools Partners	City School Partners Program Management Contract	\$6,257,616.00	9	\$21,775,273.13	\$28,032,889.13
	District Moving Companies, Inc.	ACCE_Robert Foster Building_District Moving Company_Move	\$63,650.00	1	(\$7,252.50)	\$56,397.50
	District Moving Companies, Inc.	Arlington Elementary School_District Moving Companies, Inc._Move In	\$95,620.00	1	\$95,700.00	\$95,320.00
	District Moving Companies, Inc.	Arlington_District Moving Company_Move Out	\$60,200.00	2	\$1,612.50	\$61,812.50
	District Moving Companies, Inc.	Bay Brook_District Moving, Interactive Board Move	\$15,900.00	1	\$1,492.00	\$5,022.00
	District Moving Companies, Inc.	Forest Park_District Moving Company_Move	\$64,200.00	2	\$6,610.00	\$70,810.00
	District Moving Companies, Inc.	Fort Worthington_District Movers_Move	\$37,400.00	1	(\$7,240.00)	\$30,160.00
	District Moving Companies, Inc.	Frederick_District Movers_Move	\$26,411.00	1	(\$4,793.00)	\$21,620.00
	District Moving Companies, Inc.	John Rutah_District Moving Company_Move Out	\$107,900.00	6	\$26,378.00	\$134,278.00
	District Moving Companies, Inc.	Mary E. Rodman_District Moving Company_Move Out	\$60,000.00	1	\$6,550.00	\$66,550.00
	Duorion, Inc.	Ft. Worthington - Duorion Furniture Procurement	\$96,657.92	1	(\$112,106.49)	\$674,749.43
	Global Consulting Inc.	Cherry Hill_Water Testing_Global Consulting	\$6,814.90	1	\$284.70	\$7,099.60
	Global Consulting Inc.	Fairmont Harford_Water Testing_Global Consulting	\$5,263.20	3	\$3,180.96	\$8,444.16
	Hoffberger Moving Services LLC	Arundel_Hoffberger_Move	\$34,618.00	1	(\$18,763.25)	\$15,854.75
	Hoffberger Moving Services LLC	Bay Brook_Hoffberger Moving Services_Move Out	\$58,710.00	1	(\$18,124.75)	\$39,585.25
	Hoffberger Moving Services LLC	Carter G. Woodson_HoffbergerMoving Services_Move	\$26,258.00	1	(\$12,218.00)	\$14,040.00
	Hoffberger Moving Services LLC	Cherry Hill_Hoffberger Moving Services_Move	\$34,722.00	2	\$644.25	\$35,366.25
	Hoffberger Moving Services LLC	John E. Howard_Hoffberger_Move	\$45,804.00	1	(\$7,629.25)	\$38,175.35
	Hoffberger Moving Services LLC	Lyndhurst_Hoffberger_Move	\$54,783.85	1	(\$19,253.85)	\$35,530.00
	Hoffberger Moving Services LLC	Ragland Heights_Hoffberger Moving_Move	\$12,876.00	1	(\$6,539.00)	\$6,337.00
	Inspection Experts, Inc. (IEI)	Forest Park_Water Testing_Inspection Experts	\$105,092.00	1	\$1,230.00	\$106,322.00
	Institute for Building Technology and Safety	BITS_Third Party Code Consultant	\$924,034.73	1	\$16,788.02	\$941,712.75
	Intertek-PSI	Arlington_Water Testing_Intertek PSI	\$8,004.00	1	\$8,425.50	\$16,429.50
	Jennifer L. Stralbaugh	Jennifer L. Stralbaugh_Art Appraisal Year 1 and Year 2	\$5,000.00	3	\$12,700.00	\$17,700.00
	Lorax Partnerships LLC	Lorax Partnerships LLC	\$905,338.00	1	\$1,359,727.58	\$2,265,065.58
	MSAC, Inc.	MSAC_BCS AV/IT Standards_Annual Update	\$15,000.00	1	\$5,200.00	\$20,200.00
	Plexus	Plexus_AV/IT_Fort Worthington	\$2,197,130.26	1	(\$36,140.48)	\$1,831,226.78
	Plexus	Plexus_AV/IT_Frederick	\$1,905,356.87	1	(\$286,074.09)	\$1,619,282.78
	School Specialty, Inc.	Frederick - School Specialty Furniture Procurement	\$957,558.87	1	(\$68,116.89)	\$799,441.98
	Soil and Land Use Technology, Inc. (SLUT)	Robert Poole_Water Testing_SLUT	\$8,141.31	2	\$198.69	\$8,340.00
	Walters Relocations, Inc.	Calvin Rodwell_Walters Relocations_Move Out	\$59,540.00	2	\$3,899.86	\$64,439.86
	Walters Relocations, Inc.	Pemlico_Walters Relocations_Move	\$27,132.00	1	(\$2,009.90)	\$25,122.10
21st Century Program Costs			\$15,085,615.09	40	\$72,332,536.92	
Arlington PK-5	Design Collective	Design Collective Inc./A/E Design Services	\$1,731,584.00	14	\$1,895,525.00	\$1,921,509.00
	Dustin Construction, Inc.	Dustin CM - GMP 4 24 19	\$72,262,000.00	1	(\$1,004,991.89)	\$96,257,008.11
Arlington PK-5			\$117,253.50	1	(\$15,539.46)	\$101,714.04
Arundel PK-2	GWWO Inc.	GWWO_A/E Services	\$1,878,800.00	5	\$96,462.00	\$1,995,262.00
	MCN Build/Southway	MCN Build/Southway_Construction	\$86,859,523.00	2	\$1,812,389.00	\$88,671,912.00
Arundel PK-2			\$69,306.00	1	\$9,000.00	\$118,306.00
Bay Brook Elementary/Middle School	Titco Contractors, Inc.	Titco_Swing Space Repair	\$175,324.00	1	(\$7,716.15)	\$167,607.85
	District Moving Companies, Inc.	District Moving_MBR Services	\$17,427.40	1	(\$7,214.83)	\$10,212.57
Cherry Hill 3-8	EC3 Mid-Atlantic, LLC	EC3 Mid-Atlantic	\$99,197.50	1	(\$5,837.50)	\$83,360.00
	Hess Construction	Hess Construction - Construction Services	\$126,943.00	1	(\$17,500.82)	\$109,442.18
Cherry Hill 3-8	JRS Architects, Inc.	JRS_A/E Services	\$42,085,788.00	1	\$2,177,244.44	\$44,263,032.44
	Titco Contractors, Inc.	Titco_Swing Space Services	\$130,840.00	12	\$228,085.60	\$2,158,875.60
Cherry Hill 3-8			\$757,361.00	1	(\$560.37)	\$756,800.63
Fairmount Harford HS	EC3 Mid-Atlantic, LLC	EC3 - Tbl Services	\$74,503.20	1	\$4,100.52	\$78,603.72
	MCN Build/Southway	BUILDING CONSTRUCTION SERVICE	\$192,743.00	2	\$383,995.00	\$576,738.00
Fairmount Harford HS	MCN Build/Southway	MCN/Southway D/F GMP	\$49,216,622.00	1	\$46,194.79	\$49,262,816.79
	Hess Construction	HESS_GMP Construction Services	\$56,193,983.00	1	\$2,504,163.98	\$58,698,146.98
Forest Park High School	Hess Construction	Hess_Pre-Construction Services	\$112,991.80	1	\$12,214.00	\$124,205.80
	Hills-Carnes Engineering Associates	Hills-Carnes Testing & Inspection Services	\$86,526.00	3	\$35,802.25	\$122,328.25
Forest Park High School	SSI Architects	Smolen Elm (Roxton) Architects_A/E Services	\$2,638,274.00	8	\$159,921.81	\$2,798,195.81
	Titco Contractors, Inc.	Titco_Swing Space Services	\$724,120.00	1	(\$167,190.10)	\$556,929.90
Forest Park High School	Walters Relocations, Inc.	Walters Relocations_MBR Services	\$134,306.15	3	\$3,874.85	\$138,181.00
	Forest Park High School			\$19,870,300.95	17	\$2,541,786.79
Frederick Elementary School	Freehling & Robertson, Inc.	Freehling & Robertson	\$95,030.40	1	(\$18,283.13)	\$76,747.27
	Gilbane Building Company	Gilbane_Construction Services	\$25,135,122.00	4	(\$156,107.50)	\$24,977,214.50
Frederick Elementary School	Gilbane Building Company	Gilbane_Pre-Construction Services	\$118,323.00	7	\$35,800.00	\$154,123.00
	Reynolds Building Solutions	Reynolds_Commissioning Services	\$68,383.00	1	(\$3,415.35)	\$64,967.65
Frederick Elementary School			\$1,327,000.00	8	\$59,636.50	\$1,386,636.50
Frederick Elementary School			\$26,944,058.40	13	(\$91,615.46)	
Ft Worthington Elementary School	Freehling & Robertson, Inc.	F&R_3rd Party Testing and Inspection	\$96,452.40	1	(\$48,133.90)	\$48,318.50
	Gilbane Building Company	Gilbane_Construction Contract	\$33,080,646.00	1	(\$568,869.64)	\$32,511,776.36
Ft Worthington Elementary School	Gilbane Building Company	Gilbane_Pre-Construction Services	\$130,831.00	4	\$82,502.00	\$203,333.00
	Grimm & Parker	Grimm + Parker_A/E Services	\$1,341,357.00	4	\$55,926.00	\$1,397,283.00
Ft Worthington Elementary School			\$82,517.00	1	(\$1,885.00)	\$78,632.00
James Moshier Elementary School	Titco Contractors, Inc.	Titco Contractors_Swing Space	\$105,121,016.40	11	(\$2,205,824.00)	
	Titco Contractors, Inc.	Titco Contractors_Swing Space	\$108,611.00	1	(\$6,030.67)	\$102,580.33
James Moshier Elementary School	Cho Benn Holback & Associates (Karen Evans)	Cho Benn Holback_A/E Services	\$1,519,486.00	11	\$19,260.00	\$1,538,746.00
	Hills-Carnes Engineering Associates	Hills-Carnes Tbl Services	\$89,181.60	2	\$32,421.25	\$121,602.85
John Edgar Howard Elementary School	J. Vinton Schaefer	J. Vinton Schaefer_CM Services GMP	\$28,359,808.00	10	\$3,124,688.29	\$31,484,496.29
	J. Vinton Schaefer	J. Vinton Schaefer_Pre-Construction Services	\$141,501.00	2	\$27,401.84	\$168,902.84
John Edgar Howard Elementary School	J.A.K. Construction Co., Inc.	JAK Construction_Swing Space Contractor	\$138,500.00	2	\$61,118.69	\$199,618.69
	The Kane Company/Office Movers, Inc.	The Kane Company/Office Movers_MBR Services	\$67,613.00	1	(\$1,593.00)	\$66,020.00
John Edgar Howard Elementary School			\$16,316,969.60	28	\$1,411,104.07	
John Rutah Elementary/Middle School	Titco Contractors, Inc.	Titco Contractors_3D Renovations	\$164,567.00	1	(\$24,809.25)	\$139,757.75
	Titco Contractors, Inc.	Titco Contractors_3D Renovations	\$164,567.00	1	(\$24,809.25)	
John Rutah Elementary/Middle School	G.T. Neighoff & Sons, Inc.	G.T. Neighoff & Sons, Inc._Exterior Repointing & Waterproofing	\$222,790.00	1	\$10,800.00	\$233,590.00
	Setty & Associates International, PLLC	Setty & Associates_Building Commissioning Services	\$99,615.00	1	\$4,320.00	\$103,935.00
Lyndhurst PK-8	STV Inc.	STV Incorporated_A/E Services	\$1,432,800.00	6	\$177,265.39	\$1,610,065.39
	The Kane Company/Office Movers, Inc.	The Kane Company/Office Movers_Moving and Relocation Services	\$50,274.00	1	\$386.00	\$50,660.00
Lyndhurst PK-8	Titco Contractors, Inc.	Titco Contractors_Swing Space Renovations for West Baltimore Building	\$92,222.00	1	\$25,134.08	\$117,356.08
	Turner Construction Company	Turner/JLM_GMP Construction Services	\$32,310,331.00	2	\$3,426,472.00	\$36,336,803.00
Lyndhurst PK-8	Turner Construction Company	Turner_Pre-Construction Services	\$108,015.00	2	\$1,614.50	\$109,629.50
	Turner Logistics, LLC	Turner Logistics LLC_Direct Purchase Mech & Elec Equipment	\$2,221,000.00	7	\$86,761.03	\$2,307,761.03
Lyndhurst PK-8			\$77,577,012.00	21	\$1,228,780.89	
Patterson HS	Skanska	Skanska_Pre-Construction Services	\$125,061.83	1	\$26,804.67	\$151,866.50
	Stantec	Stantec_A/E Services	\$2,299,892.00	4	\$624,054.00	\$3,423,946.00
Patterson HS			\$2,024,953.83	5	\$680,818.67	
Pemlico PK-8	Design Collective	Design Collective Inc./A/E Design Services	\$1,600,000.00	15	\$84,780.00	\$1,904,780.00
	Dustin Construction, Inc.	Dustin Const Inc./GMP-1	\$37,836,910.24	4	\$938,644.87	\$38,767,554.61
Pemlico PK-8	Dustin Construction, Inc.	Dustin Construction Inc./Pre-Construction CM Services	\$117,253.50	1	(\$15,850.09)	\$111,403.41
	The Kane Company/Office Movers, Inc.	The Kane Company/Office Movers_MBR Services	\$108,425.10	1	\$4,836.90	\$113,262.00

	Tito Contractors, Inc.	Tito Construction - Garrison Swing Space Contract	\$688,767.40	1	(\$38,646.26)	\$650,121.14
Pimlico PK-8			\$40,871,356.34	22	\$975,564.92	
Robert Poole Building	CAM Construction Company, Inc.	CAM Construction_CM Services GMP	\$38,507,745.00	6	\$4,104,214.00	\$42,611,959.00
	CAM Construction Company, Inc.	CAM Construction_Pre-Construction Services	\$105,266.00	1	(\$1,674.00)	\$103,592.00
	District Moving Companies, Inc.	District Moving Companies_MBR Services	\$78,477.00	1	\$4,900.10	\$83,377.10
	J.A.K. Construction Co., Inc.	JAK Construction_Swing Space Contractor	\$353,500.00	2	\$17,520.11	\$371,020.11
	JRS Architects, Inc.	JRS_A/E Services	\$2,466,870.00	19	\$158,203.10	\$2,625,073.10
	RMF Engineering, Inc.	RMF Engineering_Cx Agent	\$97,565.00	1	\$13,005.00	\$110,570.00
Robert Poole Building			\$41,609,421.00	30	\$4,296,168.31	
Robert W. Coleman Elementary School	Centennial Contractors Enterprises, Inc.	Centennial_Swing Space Contractor	\$264,236.62	1	(\$38,218.07)	\$226,018.55
Robert W. Coleman Elementary School			\$264,236.62	1	(\$38,218.07)	
Walter P. Carter - PK-8	ECS Mid-Atlantic, LLC	ECS_Testing and Inspections	\$202,318.30	1	\$17,900.00	\$220,218.30
	Tito Contractors, Inc.	Tito Contractors_Swing Space	\$218,741.00	1	(\$53,842.88)	\$164,898.12
Walter P. Carter - PK-8			\$421,059.30	2	(\$35,942.88)	
Year 2 Feasibility Studies	Collamore Architects, Inc.	Lot 4_James Mosher ES_Collamore Architects Inc_Feasibility Study	\$66,555.00	1	(\$10,000.00)	\$56,555.00
	Crabtree, Rohrbach & Associates	Lot 2_Gowans ES_Crabtree Rohrbach_Feasibility Study	\$61,290.00	1	(\$10,511.74)	\$50,778.26
	Design Collective	Lot 1_Cross Country ES/MS_Design Collective Inc_Feasibility Study	\$47,500.00	3	\$19,575.14	\$67,075.14
	Grimm & Parker	Lot 3_Harford Heights_Grimm&Parker_Feasibility Study	\$62,648.30	1	(\$5,270.00)	\$57,378.30
	GWVO Inc.	Lot 3_Highlandtown #237	\$62,358.00	1	\$7,827.20	\$70,185.20
	JRS Architects, Inc.	Lot 2_Bay Brook_JRS Architects_Feasibility Study	\$57,000.00	1	(\$7,150.00)	\$49,850.00
	JRS Architects, Inc.	Lot 2_Calverton ES/MS_JRS Architects_Feasibility Study	\$57,000.00	1	(\$7,500.00)	\$49,500.00
	Penza Bailey Architects	Lot 2_Walter P Carter_Penza Bailey/Newman Architects_Feasibility Study	\$53,349.46	1	\$18,100.00	\$71,449.46
	RRMM Lukmine Architects, PC	Lot 4_Northwood ES_RRMM Architects_PC_Feasibility Study	\$70,881.80	1	(\$10,537.52)	\$60,344.28
	RRMM Lukmine Architects, PC	Lot 4_Robert W Coleman_RRMM Architects_Feasibility Study	\$62,242.60	1	(\$10,887.48)	\$51,355.12
	Stantec	Lot 3_Mary E Rodman ES_Stantec Architecture_Feasibility Study_May 2	\$54,793.60	1	(\$10,402.27)	\$44,391.33
Year 2 Feasibility Studies			\$655,618.76	13	(\$26,556.67)	
Overall - Calculated			\$464,042,658.59	269	\$42,023,517.30	

#### AV/IT & Telecom Scope Amendments Included Above (All Active Projects)

Project	Company Name	Contract Title	Total Amount of Changes
Arandel PK-2	MCN Build/Southway	MCN Build/Southway_Construction	\$1,604,389.00
Cherry Hill 3-8	Hess Construction	Hess Construction - Construction Services	\$2,177,244.44
Forest Park High School	Hess Construction	HESS_GMP Construction Services	\$2,504,163.98
John Lager Howard Elementary School	J. Vinton Schafer	J. Vinton Schafer_CM Services GMP	\$1,943,509.00
Pimlico PK-8	Dustin Const Inc.	Dustin Const Inc_GMP-1	\$2,134,141.25
Lyndhurst PK-8	Turner Construction Company	Turner/JUN_GMP Construction Services	\$2,424,780.00
Robert Poole Building	CAM Construction Company, Inc.	CAM Construction_CM Services GMP	\$2,443,815.00
Overall - Calculated			\$15,232,042.67

## Exhibit 5: Map of Plan Year 1 and Plan Year 2 Schools



## Exhibit 6: List of Surplus School Facilities

List of Surplus School Facilities  
(2021 MOU Exhibit 6)

No.	Bldg Name	Bldg Number	Bldg Address	Program Closure Date	Program Relocation Date	Building Surplus Date as of 2020 <sup>a</sup>	Building Surplus Date as of 2021 <sup>a</sup>	Swing Space	Sq. Footage	SRC	2021 Status/Explanation Change
1	Dr. Roland Patterson	82	4701 Greenspring Ave, 21209		2019	2019	2019		347,800	2,540	Surplused
2	Laurence G. Faurin	457	2200 Sinclair Lane, 21213	2013		2013	2013		57,850	425	Surplused
3	Waverly Middle (Building)	115	701 E. 34th Street, 21218	2014		2014	2014		40,680	234	Surplused
4	Samuel B. Morse Elementary	98	424 S. Pulaski Street, 21223	2017		2017	2017		63,205	471	Surplused
5	Thurgood Marshall	170	5001 Sinclair Lane, 21206		2020	2023	2023	Designated Swing Space	269,975	1,473	No change. Bldg continues to be used as swing space for Vanguard M and Furley E.
6	Potapso	163	844 Roundview Road, 21225	2013		2018	2018		73,620	433	Surplused
7	Alexander Hamilton	145	900 Poplar Grove Street, 21216	2021		2021	2021		53,304	314	No change. Program to close and bldg to surplus in 2021.
8	Grove Park	224	5545 Kennison Avenue, 21215			2020	2020		58,589	331	Surplused
9	Ragaeil Heights	89	4300 Sidehill Road, 21229	2018		2018	2018		78,988	359	Surplused
10	Lois T. Murray	313	1600 E. Arlington Avenue, 21239		2021	2021	2021		20,725	60	No change. Program to relocate and bldg to surplus in 2021.
11	Sarah M. Roach	73	3434 Old Frederick Road, 21229	2020		2020	2020		44,874	258	Surplused
12	Shore Leadership	314	150 W West Street, 21230		2021	2021	2021		20,725	20	No change. Program to relocate and bldg to surplus in 2021.
13	Westside Elementary	24	2235 N. Fulton Avenue, 21217	2016		2018	2018		73,740	541	Surplused
14	Independence Charter Modular	333	1250 W. 36th Street, 21211		2018	2015	2015		9,280		Surplused
15	Southeast Building	255	6820 Fall Avenue, 21224	2016		2024	2024	Temporary Swing Space	95,000	319	No change. Bldg to surplus in 2024.
16	Langston Hughes	5	5011 Arbustus Avenue, 21215	2015		2015	2015		40,920	305	Surplused
17	Northwestern High	401	6900 Park Heights Avenue, 21215	2017		2021	2025	Temporary Swing Space	307,200	1,535	Bldg surplus date has changed from 2021 to 2025 per the January 12, 2021 Board vote.
18	William Finnerhughes	28	1200 N. Fremont Avenue, 21217	2009		2015	2015		34,757	460	Surplused
19	William C. March	37	2050 N. Wolfe St., 21213	2013		2021	2021	Designated Swing Space	97,809	714	Bldg to count as surplus in 2021 per the January 12, 2021 Board vote; bldg to be demolished as part of project.
20	Dr. Carter G. Woodson	160	2501 Seabury Road, 21225	2018		2022	2022	Temporary Swing Space	110,732	286	No change. Bldg to surplus in 2022.
21	Lake Clifton Building	40	2801 Saint Lo Drive, 21213		2019	2019	2019		485,622	2,540	Surplused
22	Dr. Rayner Browne	25	1000 North Montford Avenue, 21205	2015		2015	2015		40,920	229	Surplused
23	Dr. Martin Luther King, Jr.	254	3750 Greenspring Ave, 21211	2020		2020	2020		100,100	419	Surplused
24	Gilmer	107	1311 N Gilmer St, 21217	2019		2019	2019		77,290	347	Surplused
25	Gulford	214	4520 York Road, 21212	2021		2021	2021		65,851	407	Program to close and bldg to surplus in 2021 per the January 12, 2021 Board vote.
26	Corps Building	866	5000 Gwynn Oak Avenue, 21207			2014	2014		10,206		Surplused

	Sq. Footage	SRC
Total 2021 Exhibit 6	2,679,762	15,020
Total 2020 Exhibit 6	2,679,762	15,020
Total 2019 Exhibit 6	2,639,963	14,769
Total April 2018 Exhibit 6	2,685,478	14,913
Total July 2015 Exhibit 6	2,732,620	14,265
Total Original Exhibit 6	2,384,844	

<sup>a</sup>While Board votes may occur prior to the dates listed as building closures, effective dates will align with Exhibit 6. This ensures building surplus process aligns with COMAR.  
Shaded lines indicate buildings surplus as of the end of the current school year.  
Black indicates a change from prior year

## Exhibit 7a: Procurement

Project Number & Contract Number	Project Name	Advertisement Date	Award Date	Vendor	Original Contract Amount	MBE Contract Goal	MBE Contract Commitment	MBE Contract Participation	MBE Total Participation (Spent)	MBE Total Commitment (Spent)
PCS-011	Swing Space Lane - John Edgar Howard	8/22/2016	9/22/2016	JVC Construction	\$ 138,480.00	0.00%	0.00%	-	-	0.00%
PCS-012	Mining & Information Science - The Center - John Edgar Howard	4/16/2016	5/2/2016	The Green Company/Other Movers, Inc.	\$ 27,015.00	0.00%	0.00%	-	-	0.00%
PCS-016	John Edgar Howard - T&E	5/20/2016	7/14/2016	HBK Green Engineering Associates, Inc.	\$ 89,888.62	10.00%	0.00%	8,988.86	\$ 8,988.86	80.00%
PCS-267	Mining & Information Science - The Center - John Edgar Howard	5/28/2017	11/9/2017	Hubertbauer Moving Companies**	\$ 5,000.00	0.00%	0.00%	-	-	100.00%
PCS-018	Off of Materials - H&E - John Edgar Howard	6/15/2016	10/12/2016	Deaton, Inc.	\$ 82,796.87	10.00%	0.00%	82,796.87	\$ 82,796.87	80.00%
PCS-019	Appl - Lyndhurst - Ben Howard	11/30/2014	1/20/2015	SVI, Inc.	\$ 1,437,600.00	25.00%	0.00%	357,825.00	\$ 475,825.00	31.00%
PCS-020	CM - Lyndhurst - Ben Howard	10/10/2014	2/19/2015	Tanner Construction Company	\$ 105,001.00	25.00%	25.00%	11,241.11	\$ 9,344.15	25.00%
PCS-021	Lyndhurst to All Amenities	10/10/2014	2/19/2015	Tanner Construction Company	\$ 38,188.00	10.00%	10.00%	15,641.22	\$ 16,544.22	10.00%
PCS-022	Communications Center - Lyndhurst - Ben Howard	4/22/2015	6/24/2015	Wells & Associates Inc. **	\$ 20,854.00	10.00%	10.00%	18,120.00	\$ 20,854.00	100.00%
PCS-023	Swing Space Lane - Lyndhurst - Ben Howard	3/25/2016	5/2/2016	Green Construction, Inc.	\$ 9,300.00	0.00%	0.00%	-	-	90.00%
PCS-024	Mining & Information Science - The Center - Lyndhurst	2/17/2016	1/1/2016	The Green Company/Other Movers, Inc.	\$ 25,270.00	0.00%	0.00%	-	-	0.00%
PCS-025	Lyndhurst - T&E	5/14/2016	7/14/2016	HBK Green Engineering Associates, Inc.	\$ 86,114.00	10.00%	0.00%	9,611.40	\$ 9,611.40	10.00%
PCS-026	Mining & Information Science - The Center - Lyndhurst	5/2/2017	1/2/2018	Hubertbauer Moving Companies**	\$ 12,260.00	0.00%	0.00%	-	-	100.00%
PCS-267	Wear Package Investigations - Lyndhurst	N/A	N/A/2018	Wine, Agency, Stone Associates, Inc.	\$ 7,400.00	0.00%	0.00%	-	-	0.00%
PCS-028	Off of Materials - H&E - Lyndhurst	6/15/2016	10/12/2016	School Specialty Inc.	\$ 1,065,967.00	10.00%	0.00%	162,916.00	\$ 262,916.00	11.00%
PCS-029	Appl - Laboratory/Lawrence	7/19/2016	10/21/2016	stancos Architects, Inc. **	\$ 2,769,000.00	25.00%	0.00%	1,455,948.84	\$ 1,675,948.84	25.00%
PCS-030	Appl - Lyndhurst	4/28/2016	6/22/2016	Stancos Architects, Inc.	\$ 125,998.80	25.00%	25.00%	19,267.00	\$ 19,267.00	25.00%
PCS-031	PCS-031	N/A	6/15/2016	PCS-031 Building	\$ 84,611.00	10.00%	0.00%	12,691.55	\$ 12,691.55	10.00%
PCS-032	Communications Center - Lyndhurst/Ben Howard	3/1/2017	4/26/2017	Advanced Building Performance (ABP)**	\$ 129,074.00	10.00%	10.00%	12,907.40	\$ 12,907.40	10.00%
PCS-033	Lyndhurst - H&E	5/19/2016	6/22/2016	PCS Mid-Atlantic, LLC	\$ 485,780.00	10.00%	0.00%	48,578.00	\$ 48,578.00	10.00%
PCS-034	Appl - Lyndhurst	4/1/2016	6/21/2016	stancos Architects, Inc. **	\$ 1,600,000.00	25.00%	25.00%	338,720.00	\$ 338,720.00	25.00%
PCS-035	CM - Lyndhurst	4/1/2016	6/21/2016	Deaton Construction	\$ 117,242.00	25.00%	25.00%	29,307.00	\$ 29,307.00	25.00%
PCS-036	Lyndhurst - H&E	N/A	2/1/2017	Deaton Construction	\$ 27,500,000.00	10.00%	10.00%	2,750,000.00	\$ 2,750,000.00	10.00%
PCS-037	Communications Center - Lyndhurst	11/17/2016	3/24/2017	Stancos Architects, Inc.	\$ 10,000,000.00	10.00%	10.00%	1,000,000.00	\$ 1,000,000.00	10.00%
PCS-038	Swing Space Lane - Lyndhurst	3/24/2016	6/24/2016	SVI Construction, Inc. **	\$ 68,362.00	0.00%	0.00%	-	-	68,362.00
PCS-039	Mining & Information Science - Lyndhurst	4/16/2016	6/16/2016	The Green Company/Other Movers, Inc.	\$ 11,000.00	0.00%	0.00%	-	-	0.00%
PCS-040	Lyndhurst - Lyndhurst and Inspection	3/24/2016	11/1/2016	HBK Green Engineering Associates, Inc.	\$ 183,720.00	10.00%	10.00%	18,372.00	\$ 18,372.00	10.00%
PCS-041	Off of Materials - H&E - Lyndhurst	10/16/2016	1/26/2017	Deaton, Inc.	\$ 265,222.00	10.00%	0.00%	26,522.20	\$ 26,522.20	10.00%
PCS-042	Appl - Ben Howard Building	10/21/2016	3/12/2017	SVI Architects, Inc. **	\$ 2,896,870.00	25.00%	25.00%	728,220.00	\$ 6,996,870.00	100.00%
PCS-043	Appl - Ben Howard Building	10/21/2016	3/12/2017	SVI Architects, Inc. **	\$ 2,896,870.00	25.00%	25.00%	728,220.00	\$ 6,996,870.00	100.00%
PCS-044	Appl - Ben Howard Building	10/21/2016	3/12/2017	SVI Architects, Inc. **	\$ 2,896,870.00	25.00%	25.00%	728,220.00	\$ 6,996,870.00	100.00%
PCS-045	Appl - Ben Howard Building	10/21/2016	3/12/2017	SVI Architects, Inc. **	\$ 2,896,870.00	25.00%	25.00%	728,220.00	\$ 6,996,870.00	100.00%
PCS-046	Appl - Ben Howard Building	10/21/2016	3/12/2017	SVI Architects, Inc. **	\$ 2,896,870.00	25.00%	25.00%	728,220.00	\$ 6,996,870.00	100.00%
PCS-047	Appl - Ben Howard Building	10/21/2016	3/12/2017	SVI Architects, Inc. **	\$ 2,896,870.00	25.00%	25.00%	728,220.00	\$ 6,996,870.00	100.00%
PCS-048	Appl - Ben Howard Building	10/21/2016	3/12/2017	SVI Architects, Inc. **	\$ 2,896,870.00	25.00%	25.00%	728,220.00	\$ 6,996,870.00	100.00%
PCS-049	Appl - Ben Howard Building	10/21/2016	3/12/2017	SVI Architects, Inc. **	\$ 2,896,870.00	25.00%	25.00%	728,220.00	\$ 6,996,870.00	100.00%
PCS-050	Appl - Ben Howard Building	10/21/2016	3/12/2017	SVI Architects, Inc. **	\$ 2,896,870.00	25.00%	25.00%	728,220.00	\$ 6,996,870.00	100.00%
PCS-051	Appl - Ben Howard Building	10/21/2016	3/12/2017	SVI Architects, Inc. **	\$ 2,896,870.00	25.00%	25.00%	728,220.00	\$ 6,996,870.00	100.00%
PCS-052	Appl - Ben Howard Building	10/21/2016	3/12/2017	SVI Architects, Inc. **	\$ 2,896,870.00	25.00%	25.00%	728,220.00	\$ 6,996,870.00	100.00%
PCS-053	Appl - Ben Howard Building	10/21/2016	3/12/2017	SVI Architects, Inc. **	\$ 2,896,870.00	25.00%	25.00%	728,220.00	\$ 6,996,870.00	100.00%
PCS-054	Appl - Ben Howard Building	10/21/2016	3/12/2017	SVI Architects, Inc. **	\$ 2,896,870.00	25.00%	25.00%	728,220.00	\$ 6,996,870.00	100.00%
PCS-055	Appl - Ben Howard Building	10/21/2016	3/12/2017	SVI Architects, Inc. **	\$ 2,896,870.00	25.00%	25.00%	728,220.00	\$ 6,996,870.00	100.00%
PCS-056	Appl - Ben Howard Building	10/21/2016	3/12/2017	SVI Architects, Inc. **	\$ 2,896,870.00	25.00%	25.00%	728,220.00	\$ 6,996,870.00	100.00%
PCS-057	Appl - Ben Howard Building	10/21/2016	3/12/2017	SVI Architects, Inc. **	\$ 2,896,870.00	25.00%	25.00%	728,220.00	\$ 6,996,870.00	100.00%
PCS-058	Appl - Ben Howard Building	10/21/2016	3/12/2017	SVI Architects, Inc. **	\$ 2,896,870.00	25.00%	25.00%	728,220.00	\$ 6,996,870.00	100.00%
PCS-059	Appl - Ben Howard Building	10/21/2016	3/12/2017	SVI Architects, Inc. **	\$ 2,896,870.00	25.00%	25.00%	728,220.00	\$ 6,996,870.00	100.00%
PCS-060	Appl - Ben Howard Building	10/21/2016	3/12/2017	SVI Architects, Inc. **	\$ 2,896,870.00	25.00%	25.00%	728,220.00	\$ 6,996,870.00	100.00%
PCS-061	Appl - Ben Howard Building	10/21/2016	3/12/2017	SVI Architects, Inc. **	\$ 2,896,870.00	25.00%	25.00%	728,220.00	\$ 6,996,870.00	100.00%
PCS-062	Appl - Ben Howard Building	10/21/2016	3/12/2017	SVI Architects, Inc. **	\$ 2,896,870.00	25.00%	25.00%	728,220.00	\$ 6,996,870.00	100.00%
PCS-063	Appl - Ben Howard Building	10/21/2016	3/12/2017	SVI Architects, Inc. **	\$ 2,896,870.00	25.00%	25.00%	728,220.00	\$ 6,996,870.00	100.00%
PCS-064	Appl - Ben Howard Building	10/21/2016	3/12/2017	SVI Architects, Inc. **	\$ 2,896,870.00	25.00%	25.00%	728,220.00	\$ 6,996,870.00	100.00%
PCS-065	Appl - Ben Howard Building	10/21/2016	3/12/2017	SVI Architects, Inc. **	\$ 2,896,870.00	25.00%	25.00%	728,220.00	\$ 6,996,870.00	100.00%
PCS-066	Appl - Ben Howard Building	10/21/2016	3/12/2017	SVI Architects, Inc. **	\$ 2,896,870.00	25.00%	25.00%	728,220.00	\$ 6,996,870.00	100.00%
PCS-067	Appl - Ben Howard Building	10/21/2016	3/12/2017	SVI Architects, Inc. **	\$ 2,896,870.00	25.00%	25.00%	728,220.00	\$ 6,996,870.00	100.00%
PCS-068	Appl - Ben Howard Building	10/21/2016	3/12/2017	SVI Architects, Inc. **	\$ 2,896,870.00	25.00%	25.00%	728,220.00	\$ 6,996,870.00	100.00%
PCS-069	Appl - Ben Howard Building	10/21/2016	3/12/2017	SVI Architects, Inc. **	\$ 2,896,870.00	25.00%	25.00%	728,220.00	\$ 6,996,870.00	100.00%
PCS-070	Appl - Ben Howard Building	10/21/2016	3/12/2017	SVI Architects, Inc. **	\$ 2,896,870.00	25.00%	25.00%	728,220.00	\$ 6,996,870.00	100.00%
PCS-071	Appl - Ben Howard Building	10/21/2016	3/12/2017	SVI Architects, Inc. **	\$ 2,896,870.00	25.00%	25.00%	728,220.00	\$ 6,996,870.00	100.00%
PCS-072	Appl - Ben Howard Building	10/21/2016	3/12/2017	SVI Architects, Inc. **	\$ 2,896,870.00	25.00%	25.00%	728,220.00	\$ 6,996,870.00	100.00%
PCS-073	Appl - Ben Howard Building	10/21/2016	3/12/2017	SVI Architects, Inc. **	\$ 2,896,870.00	25.00%	25.00%	728,220.00	\$ 6,996,870.00	100.00%
PCS-074	Appl - Ben Howard Building	10/21/2016	3/12/2017	SVI Architects, Inc. **	\$ 2,896,870.00	25.00%	25.00%	728,220.00	\$ 6,996,870.00	100.00%
PCS-075	Appl - Ben Howard Building	10/21/2016	3/12/2017	SVI Architects, Inc. **	\$ 2,896,870.00	25.00%	25.00%	728,220.00	\$ 6,996,870.00	100.00%
PCS-076	Appl - Ben Howard Building	10/21/2016	3/12/2017	SVI Architects, Inc. **	\$ 2,896,870.00	25.00%	25.00%	728,220.00	\$ 6,996,870.00	100.00%
PCS-077	Appl - Ben Howard Building	10/21/2016	3/12/2017	SVI Architects, Inc. **	\$ 2,896,870.00	25.00%	25.00%	728,220.00	\$ 6,996,870.00	100.00%
PCS-078	Appl - Ben Howard Building	10/21/2016	3/12/2017	SVI Architects, Inc. **	\$ 2,896,870.00	25.00%	25.00%	728,220.00	\$ 6,996,870.00	100.00%
PCS-079	Appl - Ben Howard Building	10/21/2016	3/12/2017	SVI Architects, Inc. **	\$ 2,896,870.00	25.00%	25.00%	728,220.00	\$ 6,996,870.00	100.00%
PCS-080	Appl - Ben Howard Building	10/21/2016	3/12/2017	SVI Architects, Inc. **	\$ 2,896,870.00	25.00%	25.00%	728,220.00	\$ 6,996,870.00	100.00%
PCS-081	Appl - Ben Howard Building	10/21/2016	3/12/2017	SVI Architects, Inc. **	\$ 2,896,870.00	25.00%	25.00%	728,220.00	\$ 6,996,870.00	100.00%
PCS-082	Appl - Ben Howard Building	10/21/2016	3/12/2017	SVI Architects, Inc. **	\$ 2,896,870.00	25.00%	25.00%	728,220.00	\$ 6,996,870.00	100.00%
PCS-083	Appl - Ben Howard Building	10/21/2016	3/12/2017	SVI Architects, Inc. **	\$ 2,896,870.00	25.00%	25.00%	728,220.00	\$ 6,996,870.00	100.00%
PCS-084	Appl - Ben Howard Building	10/21/2016	3/12/2017	SVI Architects, Inc. **	\$ 2,896,870.00	25.00%	25.00%	728,220.00	\$ 6,996,870.00	100.00%
PCS-085	Appl - Ben Howard Building	10/21/2016	3/12/2017	SVI Architects, Inc. **	\$ 2,896,870.00	25.00%	25.00%	728,220.00	\$ 6,996,870.00	100.00%
PCS-086	Appl - Ben Howard Building	10/21/2016	3/12/2017	SVI Architects, Inc. **	\$ 2,896,870.00	25.00%	25.00%	728,220.00	\$ 6,996,870.00	100.00%
PCS-087	Appl - Ben Howard Building	10/21/2016	3/12/2017	SVI Architects, Inc. **	\$ 2,896,870.00	25.00%	25.00%	728,220.00	\$ 6,996,870.00	100.00%
PCS-088	Appl - Ben Howard Building	10/21/2016	3/12/2017	SVI Architects, Inc. **	\$ 2,896,870.00	25.00%	25.00%	728,220.00	\$ 6,996,870.00	100.00%
PCS-089	Appl - Ben Howard Building	10/21/2016	3/12/2017	SVI Architects, Inc. **	\$ 2,896,870.00	25.00%	25.00%	728,220.00	\$ 6,996,870.00	100.00%
PCS-090	Appl - Ben Howard Building	10/21/2016	3/12/2017	SVI Architects, Inc. **	\$ 2,896,870.00	25.00%	25.00%	728,220.00	\$ 6,996,870.00	100.00%
PCS-091	Appl - Ben Howard Building	10/21/2016	3/12/2017	SVI Architects, Inc. **	\$ 2,896,870.00	25.00%	25.00%	728,220.00	\$ 6,996,870.00	100.00%
PCS-092	Appl - Ben Howard Building	10/21/2016	3/12/2017	SVI Architects, Inc. **	\$ 2,896,870.00	25.00%	25.00%	728,220.00	\$ 6,996,870.00	100.00%
PCS-093	Appl - Ben Howard Building	10/21/2016	3/12/2017	SVI Architects, Inc. **	\$ 2,896,870.00	25.00%	25.00%	728,220.00	\$ 6,996,870.00	100.00%
PCS-094	Appl - Ben Howard Building	10/21/2016	3/12/2017	SVI Architects, Inc. **	\$ 2,896,870.00	25.00%	25.00%	728,220.00	\$ 6,996,870.00	100.00%
PCS-095	Appl - Ben Howard Building	10/21/2016	3/12/2017	SVI Architects, Inc. **	\$ 2,896,870.00	25.00%	25.00%	728,220.00	\$ 6,996,870.00	100.00%
PCS-096	Appl - Ben Howard Building	10/21/2016	3/12/2017	SVI Architects, Inc. **	\$ 2,896,870.00	25.00%	25.00%	728,220.00	\$ 6,996,870.00	100.00%
PCS-097	Appl - Ben Howard Building	10/21/2016	3/12/2017	SVI Architects, Inc. **	\$ 2,896,870.00	25.00%	25.00%	728,220.00	\$ 6,996,870.00	100.00%
PCS-098	Appl - Ben Howard Building	10/21/2016	3/12/2017	SVI Architects, Inc. **	\$ 2,896,870.00	25.00%	25.00%	728,220.00	\$ 6,996,870.00	100.00%
PCS-099	Appl - Ben Howard Building	10/21/2016	3/12/2017	SVI Architects, Inc. **	\$ 2,896,870.0					



Project Number & Contract Number	Project Name	Advertisement Date	Award Date	Vendor	Original Contract Amount	MBE Contract Goal	MBE Contract Commitment	MBE Contract Participation	MBE Total Participation (Spends)	MBE Total Commitment (Spends)
325-30-017-01	GM - Reconstruction - Walker P. Carter LPA	10/22/2017	1/7/2018	Whitney Terese Construction Co.	\$	31.8, 176.51	39.00%	39.00%	\$	39,866.55
325-30-017-060P	600P - Walker P. Carter LPA	N/A	4/2/2018	Whitney Terese Construction Co.	\$	24,823,488.00	30.00%	31.44%	\$	17,118,082.00
325-30-017-01	CR - Walker P. Carter LPA	7/16/2018	8/5/2018	Advanced Building Partnerships, Inc.***	\$	86,488.00	10.00%	10.00%	\$	86,488.00
325-30-017-01	11 - Walker P. Carter LPA	11/16/2018	12/6/2018	CS Mail Address, LLC	\$	302,116.00	30.00%	30.00%	\$	20,233.60
325-30-017-05	55 - Walker P. Carter LPA	10/1/2019	10/19/2019	Tra Constructors, Inc.***	\$	715,464.00	30.00%	30.00%	\$	215,543.50
325-30-017-05	88 of 100 - Walker P. Carter LPA	10/1/2019	11/1/2019	School Specialty, Inc.	\$	1,157,700.00	30.00%	33.33%	\$	1,25,545.50
107A, 107B, 107C, 107D, 107E, 107F, 107G, 107H, 107I, 107J, 107K, 107L, 107M, 107N, 107O, 107P, 107Q, 107R, 107S, 107T, 107U, 107V, 107W, 107X, 107Y, 107Z	107A, 107B, 107C, 107D, 107E, 107F, 107G, 107H, 107I, 107J, 107K, 107L, 107M, 107N, 107O, 107P, 107Q, 107R, 107S, 107T, 107U, 107V, 107W, 107X, 107Y, 107Z				\$	1,56,861,961.77	57.00%	57.00%	\$	170,249,985.46
					\$	1,063,310,531.45	31.72%	31.72%	\$	337,323,932.20
									\$	352,092,029.92
									\$	33,118

\*\*\* MDOF MBE Certified at Time of Award

City Schools Procurement/Contract

MBE Procurement/Contract

## **Exhibit 7b: MBE Outreach Inclusion Plan and Commitments**

### **City of Baltimore, Baltimore City Public Schools, and the Maryland Stadium Authority Collaborative Commitment to Supplier Diversity Outreach and Inclusion for Projects under the Act**

---

#### **Background**

The Maryland General Assembly passed the Baltimore City Public Schools Construction and Revitalization Act of 2013 (the Act), authorizing the Maryland Stadium Authority (MSA) to fund up to \$1.1 billion in improvements to Baltimore City public school facilities, resulting in renovation and replacement projects expected to be completed by the end of 2020 (the Projects). Pursuant to the Act, the City of Baltimore (the City), the Baltimore City Board of School Commissioners (the School Board), the Interagency Committee on School Construction (IAC), and MSA entered into a four-party Memorandum of Understanding (MOU) outlining each party's roles and responsibilities. The MOU was approved by the Maryland Board of Public Works on October 16, 2013.

#### **Purpose**

The MOU established a collaborative group (the Collaborative), comprising the City, the School Board, and MSA, to work with the Mayor's Office of Minority and Women-Owned Business Development (MWBD), on an outreach and inclusion plan to promote the utilization of State-certified locally based minority and women-owned businesses on the Projects, in compliance with State law. A subcommittee of the Collaborative, chaired by the MWBD, developed the attached Supplier Diversity Outreach and Inclusion Plan (the Plan) in furtherance of this purpose.

#### **Process**

The Supplier Diversity Sub-group, chaired by MWBD, has been formed to ensure that the Plan maximizes opportunities for Minority Business Enterprises (MBEs). The Sub-group will meet no less frequently than quarterly to assess the progress of the Plan. Information about the progress of the Plan will be shared regularly with community stakeholders and by using the Sub-group member organizations as primary communication channels.

#### **Conclusion**

While all procurements under the Act must comply with State MBE law, the Collaborative and MWBD have developed the Plan to facilitate the access of Local MBEs to business opportunities generated by the Projects. The Plan's objectives and strategies may be revised as the Projects progress, in an effort to continue to facilitate MBE outreach and inclusion, as well as to comply with State and federal law.

### PLAN DETAILS

OBJECTIVES	STRATEGIES	WHO'S RESPONSIBL	ACHIEVEMENT TO DATE
1. Actively seek and conduct outreach to Local MBEs.	A. Market to and conduct MBE outreach events for contracting and subcontracting opportunities throughout the life of the Projects, including outreach events targeting businesses located primarily in Baltimore City and the counties contiguous to Baltimore City.	MSA City Schools	
	A.1 Implement a two-pronged approach to outreach for (1) Construction Manager (CM) packages, and (2) Trade Contractor Packages under each CM. Perform a minimum of two "awareness sessions" to inform contracting community of upcoming opportunities and how to prepare. Perform targeted outreaches to MBEs for each grouping of major trade bid packages released. Include meaningful prime firm/team interaction and MBE advocates in the outreaches.	MSA City Schools	
	A.2 Attend and provide presentations at MBE open house events, and outreach events to subcontractors and consultants, to raise awareness for Local MBEs.	MSA City Schools MWBD	
	B. Identify/highlight potential subcontracting /segmentable opportunities in solicitations where there are no State-certified MBEs (gap analysis) in an effort to increase MBE subcontracting goals on future solicitations for the Projects.	MSA City Schools MWBD	
	C. Identify and market contracting opportunities to minority and women-owned businesses that are not State-certified MBEs in an effort to increase the pool of MBEs for the Projects. Encourage City-certified, CRMSDC-certified, and WBENC-certified minority and women-owned businesses to become State-certified MBEs for increased opportunities in the Projects.	MSA City Schools MWBD Supplier Diversity Sub-group	

OBJECTIVES	STRATEGIES	WHO'S RESPONSIBL	ACHIEVEMENT TO DATE
	D. Consider unbundling contracts with the objective of creating smaller, segmented contracts to be designated as Small Business Reserve (SBR)-only under the SBR Program. This will provide larger pools of MBEs with the opportunity to bid on the contracts.	MSA City Schools	
2. Provide educational assistance to Local MBEs on the methods of doing business on the Projects.	A. Request that MSA and City Schools be included in any outreach efforts conducted by MWBD and Advocacy Partners.	MWBD Supplier Diversity Sub-group	
	B. MWBD, MSA, City Schools, and the Governor's Office of Minority Affairs (GOMA) will work collaboratively to hold targeted outreaches for MBEs.	MWB D MSA	
	C. Partner with local resource/support services agencies, associations, organizations, etc. to offer "Contractor Bootcamps," bonding workshops, and other relevant educational/preparatory opportunities to help strengthen the pool of qualified subcontractors available to work on the Projects.	City Schools  MSA	

3. Encourage prime contractors to utilize Local MBE subcontractors for the commodity or service being bid.	A. MSA will hold roundtable discussions with prime contractors on the goals for MBE participation. Recommend establishing expectations up front and using RFP language to express to primes the expectations re: MBE participation commitments and consequences if they are not achieved (liquidated damages, etc.).	MSA	
	B. Tiered subcontracting. There should be a process in place allowing prime contractors to include tiered subcontracting in calculating MBE participation.	MSA City Schools	

OBJECTIVES	STRATEGIES	WHO'S RESPONSIBLE	ACHIEVEMENT TO DATE
4. Reporting. A reporting of transactions will be performed to monitor the success of efforts to increase participation of Local MBEs.	A. The STAT Committee will submit quarterly reports to the Executive Committee and MWBD, describing outreach efforts for the solicitations that have been advertised; all bid awards (including total and MBE awards); Local MBE contract awards; and all payments (including total and MBE payments).	MSA City Schools STAT Committee	
	B. As the Projects progress, the STAT Committee will disseminate information on rates and figures related to attaining or exceeding MBE participation goals, as well as rates and figures identifying Local MBE participation as a portion of the overall information.	MSA City Schools STAT Committee	
5. MSA and MWBD will oversee administration of this Plan and report to the Executive Committee on its status.	A. Work to keep the public informed of the participation of Local MBEs on the Projects by hosting outreach efforts and leveraging other communication platforms.	MSA City Schools MWBD	
	B. Provide a timeline of opportunities for MBEs to learn about upcoming bid packages and important deadlines.	MSA City Schools	
6. Commit to an effort to utilize Local MBEs beyond the construction phase of the Projects, specifically in professional services.	A. Create a plan that will identify potential contracting opportunities in the ongoing operation of the schools.	City Schools	

### Definitions of Terms in the Plan

**Advocacy Partners** means business and/or trade associations that are organized to support and promote the utilization of minority and women -owned businesses in public and private procurement and business development opportunities.

**City Schools** means the Baltimore City Public Schools System, administered by the Chief Executive Officer under the direction and supervision of the School Board.

**CRMSDC-certified** means a minority-owned, operated, and controlled business that has obtained certification from the Capital Region Minority Supplier Development Council, which is a regional affiliate of the National Minority Supplier Development Council (NMSDC).

**Executive Committee** means the Executive Committee defined in the MOU.

**GOMA** means the Governor's Office of Minority Affairs.

**Local MBE** means an MBE with an address in the MDOT Directory, in the following order of priority: (1) within Baltimore City; (2) within a county that is contiguous to Baltimore City; and (3) within the State.

**MSA** means the Maryland Stadium Authority or its Program Manager for the Projects (Partners for Revitalization of Baltimore City Schools). **Minority Business Enterprise, State-certified MBE, or MBE** means a firm that satisfies the definition in Md. Code Ann., State Fin. & Proc.

§14-301(f) and is certified under the State MBE program by the Maryland Department of Transportation (MDOT) under COMAR 21.11.03. A current directory of certified MBEs is available through the MDOT Office of Minority Business Enterprise, 7201 Corporate Center Drive, Hanover, Maryland 21076, (410) 865-1269, 1-800-544-6056, or TTY (410) 865-1342. The directory is also available on the MDOT website at <http://mbe.state.md.us/directory/>.

**SBR or Small Business Reserve Program** means the program established in Md. Code Ann., State Fin. & Proc. §§14-501 – 14- 505.

**STAT Committee** means the STAT Committee defined in the MOU.

**Supplier Diversity Sub-group** means a workgroup, comprising MSA's MBE liaison, a representative of MWBD, a representative of Baltimore City Schools, a representative of GOMA, and representatives of MBE stakeholder organizations who will oversee the administration of the Plan and report to the Executive Committee on this subject.

Members of the Supplier Diversity Sub-group who are representatives of MBE stakeholder organizations shall be deemed a "procurement official" under §13-211 of the State Finance and

Procurement Article, Maryland Annotated Code, and an "official" under Title 5, Subtitle 5 of the General Provisions Article, Maryland Annotated Code, for purposes of any response to a request for qualifications, request for proposals, invitation of bids, or other solicitation connected with the Projects and for any awarded contract in connection with the Projects.

**WBENC-certified** means a woman-owned business that has obtained certification from the Women's Business Enterprise National Council (WBENC), a national 501(c)(3) non-profit organization.

### Exhibit 7c: Local Hiring Commitments for New Hires (Year 1 Schools)

Local Hiring Commitments for New Hires							
Year 1 Schools							*As of December 2020
Arlington				Fort Worth			
Trade	Contractors	Local New Hires		Trade	Contractors	Local New Hires	
02A - Earthwork	P&J Contracting Company	1		2A - Demolition/Hazmat	Ritter & Paratore Contracting Inc	2	
02B - Demolition, Abatement & III Services	Interior Specialist	2		2B - Earthwork & Utilities	P&J Contracting Company Inc.	1	
02C - Site Utilities	P&J Contracting Company	1		2C - Sitework & Utilities	P&J Contracting Company Inc.	1	
02D - Site Concrete	Priority Concrete	1		2E - Landscaping	Warren H. Bover, Inc.	1	
02G - Landscaping, Seed and Sod	Williams T King, Inc	1		3A - Concrete	GLB Concrete Construction	2	
03A - Building Concrete	Sody Concrete	1		4A - Masonry	KaRom Masonry of Maryland, Inc.	6	
03B - Helical Piles	Foundation and Shoring Solution	1		6A - Gen Trades/Rough Carp.	Homewood General Contractors, Inc.	1	
04A - Masonry	Karon Masonry	2		0A - Drywall & Ceilings	Cindell Construction, Inc.	2	
05A - Steel	SA Halac Ironworkers	2		0C - Tile	Allstate Floors	1	
06A - General Trades	Dustin Construction, Inc	1		0G - Plumbing & HVAC	W.G. Tomko, Inc.	4	
07A - Roofing	Eastcoast Exteriors	3		08A - Electrical	Brown and Heim, Inc.	3	
08B - Tiling	Allstate Floors	1		Total		24	
09C - Resilient Flooring	Solara Flooring	1		Verified/ Final		70	
09D - Wood Athletic Flooring	Mastercare Flooring	1		Frederick			
10A - Sprinkler	W.G. Tomko	2		Trade	Contractors	Local New Hires	
16A - Electrical	BoMark Electric	1		2A - Demolition	Barco	2	
Total		26		2B - Site Work/Site Utilities	JTN	2	
Verified/ Final		62		2C - Landscaping	W.T. King, Inc.	1	
Arundel				3A - Concrete	Dance Brothers	3	
Trade	Contractors	Local New Hires		4A - Masonry	KaRom Masonry of Maryland, Inc.	4	
02A - Demolition/Hazmat	Engineered Demolition	3		6B - Finish Carpentry	Falston Supply, Inc.	1	
03A - Concrete	Premier Concrete	3		7A - Roofing	Kalkreuth Roofing & Sheet Metal, Inc.	2	
04A - Masonry	Karon Masonry	3		8A - Glass & Glazing	Bravener Builders, Inc.	2	
05A - Structural Steel	Strait Steel	3		0B - Drywall & Ceilings	J&J Acoustical Co.	5	
06A - Gen Trades/Rough Carp.	Engineered Demolition	4		0G - Plumbing & HVAC	Heffron Company	6	
07B - Roofing	Chu Contracting	6		Total		28	
08C - Glass and Glazing	Glass Industries	1		Verified/Final		62	
09A - Painting	JA Argetakis Contracting	1		Lyndhurst			
09C - Flooring	Allstate Floors	1		Trade	Contractors	Local New Hires	
0A - Plumbing and HVAC	Pro-Air	6		1-A Demolition & Abatement	ACECO	5	
06A - Electrical	Prestate Electric	2		4 Masonry	First Choice Masonry	20	
0A - Earthwork & Utilities	Cotton Construction	1		5 Structural Steel & Misc. Metals	Kinsley Manufacturing	2	
Total		38		6 Millwork	Mahogany	3	
Verified/ Final		70		11 Skylight	Alternate	1	
Cherry Hill				0B Drywall	P&D Contracting	3	
Trade	Contractors	Local New Hires		20 Ceramic & Stone Mile	Allstate	1	
02A- Selective Demolition	ISI	1		22 Flooring	Allstate Flooring	1	
03A- Concrete	Canyon	2		36 Plumbing/HVAC/Controls	Heffron Company	10	
04A-Masonry	Karon	3		38 Telecom, Security, AV&ProJ Screen	Commerical Cabling & Sound	1	
05A-Metals	Stewart Amos	4		Total		47	
06A - Carpentry & General Trades	JP Construction	(Ind'd in 0A)		Verified/ Final		66	
07A - Roofing	IronsShore	1		Pimlico			
07C - Fiber Cement Panels & Siding	CHU	2		Trade	Contractors	Local New Hires	
08C - Curtainwall And Storefronts	Glass Industries	1		CM Allowance	Dustin Construction	2	
09A - Drywall & Acoustics	JP Construction	5		01A- Demolition & Abatement	Ritter & Paratore	3	
22A - Mechanical & Plumbing	Heffron	4		02A-Earthwork	P&J	1	
26A - Electrical	Action Electric	2		02B-Demolition-Phase 2	Interior Specialists	1	
0A - Earthwork & Utilities	Stella May	1		02C-Site Utilities	P&J Contracting	1	
Total		26		02D-Site Concrete	P&J	1	
Verified/ Final		76		03A-Building Concrete	Dance Brothers	2	
DOROTHY L. HEIGHT (FORMALLY J.E.H.)				03B-Helical Piles	Foundations and Shoring	1	
Trade	Contractors	Local New Hires		04A-Masonry	Karon	3	
2B - LANDSCAPING	William T. King	1		05A-Steel	SA Halac Iron	2	
2D - Demolition and Abatement	Rubble Ree	2		06A - General Trades	Dustin Construction	2	
4A-Masonry	KaRom Masonry	3		07A-Roofing	Cole Roofing	1	
4A - Structural & Misc Steel	Kinsley Construction	2		09A-Drywall	Finishes, Inc.	2	
8A - Curtainwall	Glass Industries	1		09B-Tiling	L&R Floors	1	
0A - Drywall, Framing, & Ceilings	J.A. Argetakis	1		09C-Resilient Flooring	Solara Flooring	1	
0A - Plumbing & HVAC	Heer Brothers	3		09F-Paintings & Coatings	SCCP	1	
10B - Sprinklers	Reliance	1		10A- Mechical	Towson Mechanical	1	
16A- Electrical	Grounded	2		10B- Sprinkler	Fire-Mark Inc	1	
Total		18		Total		29	
Verified/ Final		68		Verified/ Final		85	
Forest Park				Robert Poole			
Trade	Contractors	Local New Hires		Trade	Contractors	Local New Hires	
03A-Concrete	Sody	2		21A - Fire Protection	Judd Fire Protection	1	
04A - Masonry	KaRom Masonry	3		26A - Electrical	Grounded Electrical	2	
05A - Metals	Halac	1		2B - Demolition & Abatement	Asbestos Specialists	2	
09A - Drywall & Acoustics	Finishes Inc.	1		3A - Building Concrete	GLB Concrete Const	2	
09B-Tiling	Tito	5		4A - Masonry	Karon Masonry	4	
09G-Paintings & Coatings	Argos	3		5A - Metals	Steel Fab	2	
12E- Fixed Audience Seating	Dynamic	2		9A - Drywall & Acoustical	Avena Contracting	5	
22A-Mechanical & Plumbing	Denver-Elek	3		31A - Earthwork, Paving, Utilities	Comer Construction	3	
31A - Earthwork	P&J	1		2F - Resinous Flooring	Direx Coverings	2	
Total		23		2G - Painting	Elite Painting	2	
Verified/ Final		140		Total		25	
Total Commitments				289	Verified/ Final	95	

# Exhibit 7c: Local Hiring Commitments for New Hires (Year 2 Schools)

Local Hiring Commitments for New Hires							
Year 11 Schools				*As of December 2020			
Day-Week				John Ruben			
Trade	Contractors	Local New Hires		Trade	Contractors	Local New Hires	
02A Demolition & Abatement	Interior Specialists	1		02A Demolition & Abatement	Bath Enterprises, Inc.	13	
04A Masonry	Karon Masonry	5		02A Cast-in-Place Concrete	Prattier Concrete, Inc.	3	
04A Opening	A.T. Ingram	1		04A Masonry	Karon Masonry	2	
04B Plastics	NLP Painting	1		04B Masonry Restoration	Yan	1	
07A Communications	Compendia System	4		04A General Trades	MCH/SBI JV	2	
Total		9		07B Roofing and Waterproofing	CHI Contracting, Inc.	3	
Verified/Final		83		04A Driveway & Assestrial	Mt Contracting	2	
Calverton				04A Mechanical & Plumbing	Pro-Air, Inc.	1	
TRADE	CONTRACTORS	LOCAL NEW HIRES		04A Electrical	Freestone Electrical	2	
02 Existing Conditions (Demolition/Abatement)	Berg Corporation	2		04A Earthwork	Carter Site Services	2	
03 Concrete	Prattier Concrete	2		Total		23	
04 Masonry	Karon Masonry	1		Verified/Final		68	
05 Metals	S.A. Hahn	1		Mary E Rodman			
07A Roofing	Cole Roofing	1		TRADE	CONTRACTORS	LOCAL NEW HIRES	
08A Opening	Quality Walls & Windows	1		02A Demolition & Abatement	Bath Enterprises, Inc.	2	
09A Plastics	ABG Group	2		02A Cast-in-place Concrete	Onice Brothers, Inc.	1	
09B VCT & Carpet Tile	Carpet for Permits	4		04A Masonry	Trinity Masonry, LLC	3	
09C Ceramic Tile	L&R Enterprises	1		04B General Trades	MCH/SBI	2	
24 Heating, Ventilating and Air Conditioning	Hew Brothers	1		07B Roofing	Antenn Contracting, Inc.	2	
46 Electrical	Action Electric	2		04A Driveway & Assestrial	Barnes and Associates	1	
47 Earthwork	Carter Site Service	4		09C Roofing & Tile	Churchville T&B and Marble, Inc.	1	
Total		29		09F Painting	J.A. Arguakia Contracting Comp	1	
Calvin M. Rodwell				04A Plumbing & HVAC	W.G. Tomko, Inc.	2	
Trade	Contractors	Local New Hires		04A Electrical	Boback Electric	1	
04A Masonry	Karon Masonry	2		04A Earthwork	Cotton Construction Company	2	
04B Misc. Metals & Ornamental Rails	Mosey	1		Total		10	
06A1 Rough Carpentry	Punch List Specialist Team	2		Medfield Heights			
07B Roofing	Ironshore Contractors	2		TRADE	CONTRACTORS	LOCAL NEW HIRES	
08A Driveway, AC/ & Insulation	Domack Contracting	2		04A Masonry & Structural Insulation	First Choice Masonry	12	
04A Mechanical	W.G. Tomko Inc.	1		07B Millwork & Casework	Cabinets by Design	2	
04A Electrical	Boback Electric	1		12 Roofing	Kalkreuth Roofing	1	
08B Site Concrete	Cherry Chase	1		14 Driveway, AC/ & Rough Carpentry	P&D Contractors	2	
04A Earthwork	P&D Contracting Co.	1		14 Painting & Wall Coverings	S&F Enterprises, Inc.	1	
04A Site Utilities	P&D Contracting Co.	1		15/16 Ceramic Tiles & Flooring	Albano Floors & Construction, Inc.	4	
Total		25		16 Plumbing/HVAC/Controls	Onice-Bick	2	
Verified/Final		30		16 Electrical	Action Electric	1	
Fairmount-Harford				16 Telecom & Security	Life Safety Solutions, Inc.	1	
Trade	Contractors	Local New Hires		16 Site Utilities	Shella May Contracting, Inc.	1	
02A Demolition & Abatement	Interior Specialists	4		Total		20	
02A Cast-in-Place Concrete	Prattier Concrete, Inc.	2		Northwood			
04A General Trades	MCH/SBI JV	3		TRADE	CONTRACTORS	LOCAL NEW HIRES	
07B Roofing and Waterproofing	CHI Contracting, Inc.	2		04 Masonry	Chevy Chase Contractors	4	
09C Flooring and Tile	Business Flooring	1		12 Metals	Canal Steel	1	
04A Electrical	Freestone Electrical	2		08 Opening	Hobas Windows	2	
Total		21		26 Electrical	Ultimate Electric	3	
Gwynns				37 Earthwork (Demolition)	E&S Adams	3	
TRADE	CONTRACTORS	LOCAL NEW HIRES		41 Earthwork	Shella May	2	
02A Earthwork	P&D Contracting Company	1		Total		10	
07C Site Utilities	P&D Contracting Company	1		Patterson			
04A Building Concrete	Body Concrete	1		TRADE	CONTRACTORS	LOCAL NEW HIRES	
04A Mason	Karon Masonry	1		02A CTP Concrete	Simon Contracting	2	
04A Steel	S.A. Hahn (Demolition)	1		04A Masonry	Karon Masonry	1	
04A General Trades	Dustin	1		07B Roofing, Metals Panels, Louvers, Gutters & Mechanical Screen Wall	East Coast Exterior	1	
07C Hard Tile	GMP Ceramics	1		04B Painting	S&F Enterprises	2	
07B Flooring	Isidore Flooring	1		04A Earthwork, Site Demo	P&D Contracting	1	
04A Mechanical	W.G. Tomko	1		04A Utilities	P&D Contracting	1	
04A Electrical	Action Electric	3		04A Asphalt Paving, Markings	P Flanigan & Sons	1	
Total		19		Total		10	
Harford Heights/Sharp Lendenhall				Robert Coleman			
TRADE	CONTRACTORS	LOCAL NEW HIRES		TRADE	CONTRACTORS	LOCAL NEW HIRES	
02A Demolition & Abatement	Bath, Inc.	3		02A Demolition & Abatement	Bath Enterprises, Inc.	2	
02A Cast-in-Place Concrete	Prattier Concrete, Inc.	1		02A Cast-in-place Concrete	CLB	2	
04 Masonry	Karon Masonry	1		04A Masonry	First Choice	2	
04A General Trades	MCH/SBI	1		04B Masonry	Capital Exterior	1	
07B Roofing and Waterproofing	CHI Contracting, Inc.	3		04A General Trades	MCH Build	2	
08B Doors, Frames, and Hardware	Regional Contracting	1		09C Roofing & Tile	All State Floors	1	
09C Glazing	Quality Walls and Windows	2		09F Painting	J.A. Arguakia	1	
04A Driveway and Assestrial	District Driveway	2		04A Plumbing & HVAC	W.G. Tomko	1	
04A Mechanical and Plumbing	Hew Brothers	2		04A Electrical	Boback Electric	1	
04A Electrical	Boback	2		04A Earthwork	Cotton Construction Company	2	
07A Phase 2 - TSD Package	Boback	1		Total		16	
Total		20		Walter P. Carter			
James Musher				TRADE	CONTRACTORS	LOCAL NEW HIRES	
TRADE	CONTRACTORS	LOCAL NEW HIRES		02A Demolition & Abatement	The Berg Corporation	1	
04A Earthwork	P&D Contracting Company	1		02A Building Concrete	Bay County Concrete	1	
02B Demolition, Abatement, and IH Services	Interior Specialists	1		04A Masonry	Karon Masonry	2	
02C Landscaping	William T. King	1		04A Metals	Farrell Steel Co.	1	
02A Building Concrete	Body Concrete	1		04A General Trades	Browner	1	
04A Masonry	Karon Masonry	1		04A Roofing / Metals Panels & Soffit	Tecta America Inc.	1	
04A Steel	S.A. Hahn	1		04A Driveway/Finishing	P&D Contracting	2	
04A General Trades	Hancock and Albano	2		04A Mechanical/Plumbing	GLE Tinnell	1	
07A Roofing	Simmons of Maryland	2		04A Electrical	Boback Electric	2	
04A Mechanical	W.G. Tomko	2		04A Earthwork	Shella May Contracting	1	
04A Electrical	Ultimate Electric	2		04A Landscaping	William T. King Landscaping	1	
Total		18		Total		20	
Total Commitments		266					

## Exhibit 8: Swing Space Schools

SWING LOCATIONS			PROGRESS TO-DATE		
Permanent School	Permanent Address	Swing School	Current Address (in Swing)	Temporary Move Date	Permanent Move Date
Calverton	1100 Whitmore Baltimore, MD 21216	West Baltimore Building	201 North Bend Baltimore, MD 21229	Jan. 24 – 27, 2019	August 2021
Harford Heights	1919 N. Broadway Baltimore, MD 21213	William C. March	2050 N. Wolfe Street Baltimore, MD 21213	1 <sup>st</sup> Phase June 28, 2019; Phase 2 July 1, 2019	August 2021
Cross Country	6100 Cross Country Blvd. Baltimore, MD 21215	Northwestern Building	6900 Park Heights Ave Baltimore, MD 21215	July 26, 2019	TBD
Govans	5801 York Road Baltimore, MD 21212	Chinquapin	900 Woodbourne Ave Baltimore, MD 21212	August 16, 2019	August 2021
Robert Coleman	2400 Windsor Avenue Baltimore, MD 21216	Harriet Tubman	1807 Harlem Ave Baltimore, MD 21217	August 16, 2019	August 2021
James Mosher	2400 W. Mosher Street Baltimore, MD 21216	Garrison	3910 Barrington Road Baltimore, MD 21207	August 25, 2019	August 2021
Highlandtown	231 S Eaton St, Baltimore, MD 21224	SE Building	6829 Fait Ave Baltimore, MD 21224	June 22, 2020	August 2022
Montebello	2040 E 32nd St, Baltimore, MD 21218	PDC Building	2500 E Northern Pkwy Baltimore, MD 21214	August 3, 2020	August 2022
➤ As at January 1, 2021, there are (8) schools in swing locations.					

Exhibit 9: Building Engagement Process

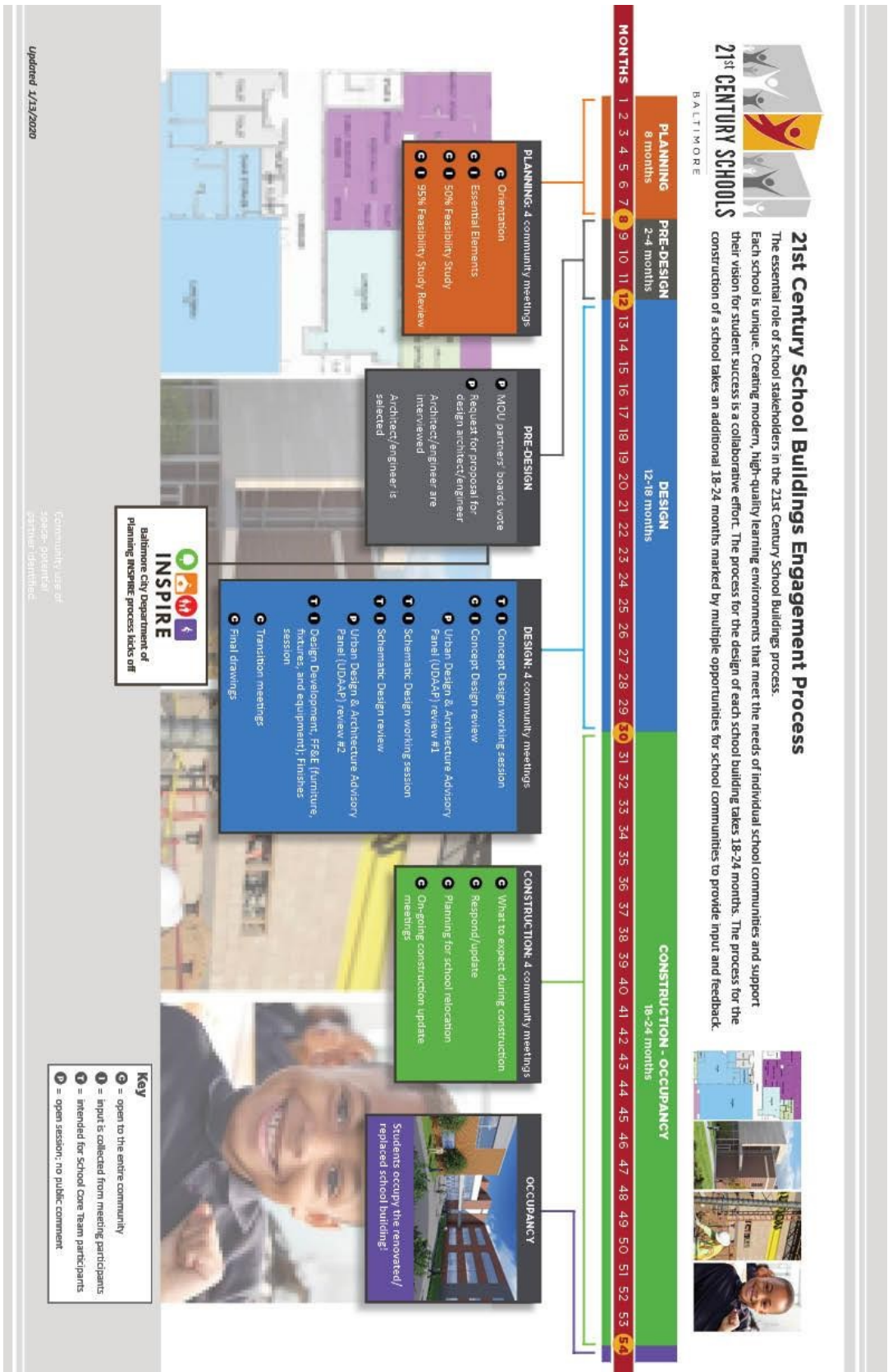
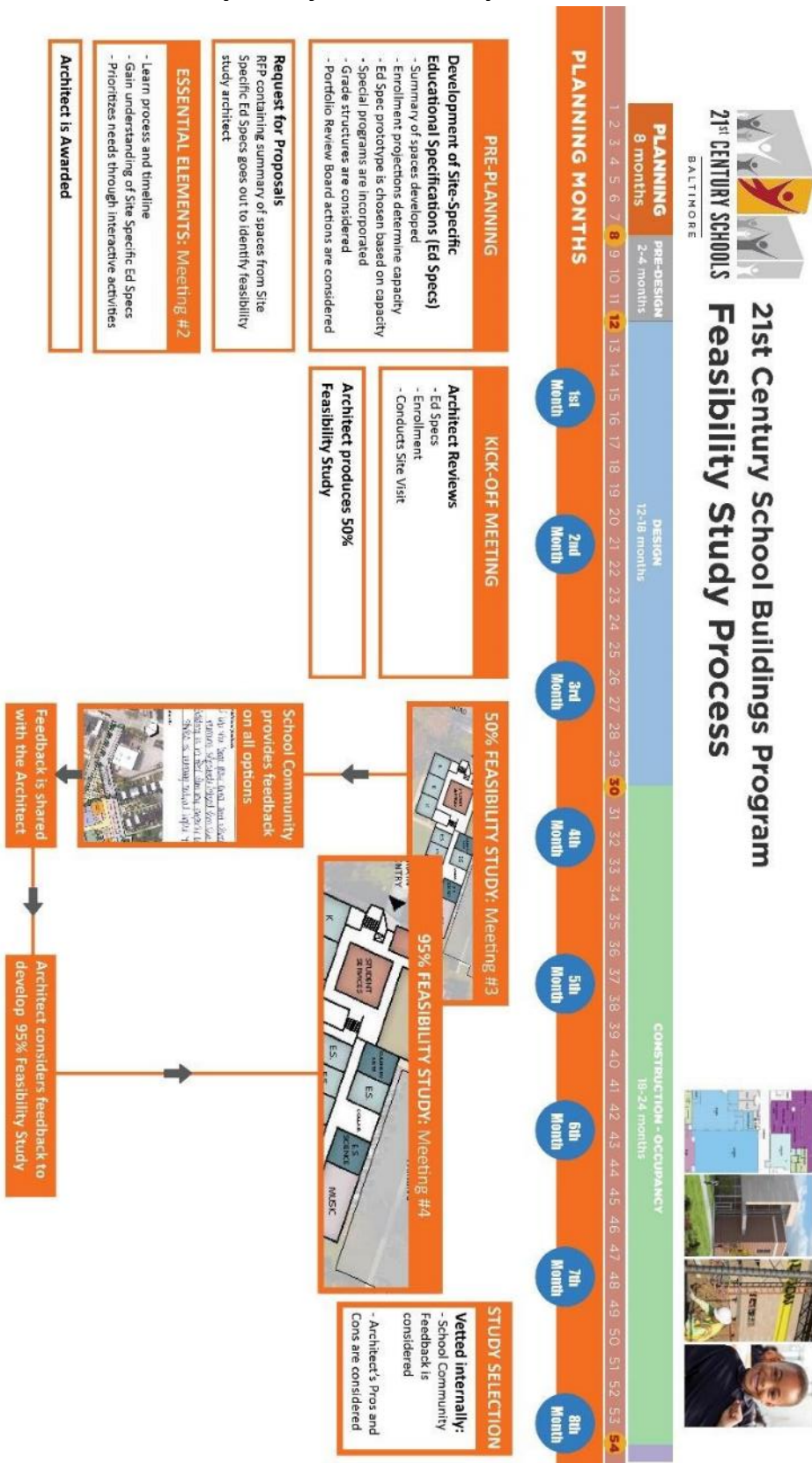


Exhibit 10: Feasibility Study Process Map



**Item 7. FY19 Nonpublic Aging Schools & FY19 Nonpublic School Safety Improvements –  
Deadline Extension Requests**

---

**Motion:**

This item is informational only and does not require IAC action.

**Background Information:**

At their June 25, 2020 meeting, the IAC voted unanimously to delegate authority for the next 12 months to approve project extensions to the Executive Director for projects funded through the Aging Schools Program, the Healthy School Facility Fund, or the School Safety Grant Program, so long as the extensions do not violate any legal requirement. Any granted extensions are to be reported to the Interagency Commission at their next regularly scheduled meeting.

The Nonpublic Aging Schools Program (NASP) and the Nonpublic Schools Safety Improvements (NPSI) function in similar fashion to the Aging Schools Program. The deadline to request reimbursement from the Fiscal Year 2019 allocations was March 31, 2019. Numerous schools contacted the IAC through the Maryland State Department of Education School Facilities Branch (SFB) to request extensions to this deadline due delays to project starts or project completion due the COVID-19 pandemic.

The SFB has reviewed the extension requests and finds them reasonable. The Executive Director has approved extension of the deadline to request reimbursement for these Fiscal Year 2019 projects from March 31, 2021 to December 31, 2021.

Tables identifying the extension requests for both programs are below.

**FY 19 NONPUBLIC AGING SCHOOLS PROGRAM – DEADLINE EXTENSION REQUESTS**

<b>School Name</b>	<b>LEA</b>	<b>PROJECT DESCRIPTION</b>	<b>TOTAL ALLOCATION</b>
ARCHBISHOP BORDERS SCHOOL	BALTIMORE CITY	Doors, Interior Renovations, Plumbing System, Roofing, Telecommunications, Electrical	\$23,274.00
BALTIMORE TORAH SCHOOL	BALTIMORE CITY	Roofing, Other	\$23,274.00
CARDINAL SHEHAN SCHOOL	BALTIMORE CITY	Interior Renovations, Mechanical Systems, Structural	\$31,032.00
CHESAPEAKE CHRISTIAN SCHOOL	TALBOT	Doors, Interior Renovations, Mechanical Systems, Plumbing Systems	\$23,274.00
FATHER ANDREW WHITE SJ SCHOOL	ST. MARY'S	Windows	\$7,758.00
GREATER GRACE CHRISTIAN ACADEMY	BALTIMORE CITY	Elevators, Other	\$31,032.00
IMMACULATE HEART OF MARY SCHOOL	BALTIMORE COUNTY	Interior Renovation, Other	\$23,274.00
ISRAEL HENRY BEREN HIGH SCHOOL	BALTIMORE COUNTY	Doors, Interior Renovations	\$23,274.00
LITTLE FLOWER SCHOOL - BETHESDA	MONTGOMERY	Interior Renovations	\$23,274.00
OUR LADY OF VICTORY SCHOOL	BALTIMORE COUNTY	Interior Renovations, Plumbing Systems, Site Development, Structural, Telecommunications	\$31,032.00
OUR LADY STAR OF THE SEA SCHOOL	CALVERT	Interior Renovations, Roofing, Structural	\$23,274.00
RESURRECTION ST PAUL SCHOOL	HOWARD	Interior Renovations	\$7,758.00
ST. MARY OF THE ASSUMPTION SCHOOL	PRINCE GEORGE'S	Doors, Interior Renovations	\$23,274.00
ST. MARY'S - BRYANTOWN	CHARLES	Mechanical Systems	\$23,274.00
ST. MICHAEL'S SCHOOL	ST. MARY'S	Roofing	\$31,032.00
ST. PHILIP NERI SCHOOL	ANNE ARUNDEL	Interior Renovations, Plumbing System, Structural, Electrical System	\$23,274.00
THE BERMAN REICH NER TAMID MONTESSORI SCHOOL	BALTIMORE CITY	Doors, Telecommunications	\$23,274.00

<b>FY 19 NONPUBLIC SCHOOLS SAFETY IMPROVEMENTS – DEADLINE EXTENSION REQUESTS</b>			
<b>School Name</b>	<b>LEA</b>	<b>PROJECT DESCRIPTION</b>	<b>TOTAL ALLOCATION</b>
ARCHBISHOP BORDERS SCHOOL	BALTIMORE CITY	Doors, Telecommunications	\$15,340.00
BALTIMORE TORAH SCHOOL	BALTIMORE CITY	Cameras	\$5,000.00
CALVERT HALL COLLEGE HIGH SCHOOL	BALTIMORE COUNTY	Doors, Telecommunications, Cameras	\$76,050.00
FATHER ANDREW WHITE SJ SCHOOL	ST. MARY'S	Cameras	\$16,705.00
GREATER GRACE CHRISTIAN ACADEMY	BALTIMORE CITY	Windows, Cameras	\$17,425.00
GREATER YOUTH ACADEMY THE	BALTIMORE CITY	Windows	\$6,460.00
IMMACULATE HEART OF MARY SCHOOL	BALTIMORE COUNTY	Doors, Cameras	\$26,780.00
Montessori International Children's House	ANNE ARUNDEL	Doors, Cameras, Blinds	\$10,465.00
OUR LADY OF VICTORY SCHOOL	BALTIMORE COUNTY	Telecommunications	\$15,385.00
RESURRECTION ST PAUL SCHOOL	HOWARD	Telecommunications, Cameras	\$26,455.00
ST. FRANCIS INTERNATIONAL SCHOOL	MONTGOMERY	Doors, Windows	\$36,040.00
ST. JUDE CATHOLIC SCHOOL	MONTGOMERY	Doors	\$21,675.00
ST. MARTINS OF TOURS SCHOOL	MONTGOMERY	Doors	\$21,165.00
ST. MARYS CATHOLIC SCHOOL - Landover Hills	PRINCE GEORGE'S	Doors, Cameras	\$19,295.00
ST. MARYS SCHOOL	WASHINGTON	Telecommunications, Cameras	\$13,975.00
ST. MARYS SCHOOL - Bryantown	CHARLES	Telecommunications	\$16,965.00
ST. MICHAEL'S SCHOOL	ST. MARY'S	Alarm, Cameras	\$15,895.00
ST. PHILIP NERI SCHOOL	ANNE ARUNDEL	Doors, Cameras	\$23,725.00
ST. PIUS X REGIONAL SCHOOL	BALTIMORE COUNTY	Doors	\$9,360.00

## Item 8. FY 2021 Capital Improvement Program Supplemental Information Report

---

### **Motion:**

This item is informational only and does not require IAC action.

### **A. Background Information:**

In FY 2021, IAC Designees and Staff were tasked with delivering a Supplemental Information Survey to LEAs as a part of the CIP submission process. The IAC and partnering agencies surveyed four categories in which the IAC could differentiate among school systems for project reviews: air conditioning availability in classrooms; design and planning professionals on staff; open space instructional areas; and number of relocatable classrooms per LEA. A summary of the categories examined and their findings is included below. Where data has been collected over several years, we include the results of the surveys over the past 3 or 5 years, if informative.

### **B. Air Conditioning Availability in Classrooms:**

Addressing overheated classrooms became a focus of the Governor and Board of Public Works over the last five years. The IAC adopted The Maryland Public School Facilities Educational Sufficiency Standards on May 31, 2018 which sets a maximum temperature of 75 degrees Fahrenheit for general and specialty classrooms. Schools systems have been working diligently to address this issue with the completion of replacement schools, major school renovations, and systemic renovation projects. The State has been tracking the progress of school systems in addressing this issue for the last 15 years and providing capital support. The following table shows the number and percentage of schools within a school system that do not have a means to cool their classrooms with either a central air-conditioning system, package unit(s) within the room, or with window units.

### **Findings**

As of December 2020, 97% of the public schools in Maryland have a means to provide air conditioning in their classroom spaces for the comfort of students and staff. When this survey was first conducted in 2004, only 78% of the schools were air conditioned. Currently, 20 of the 24 school systems report that all of their schools have air conditioning in their classrooms.

The table shows that 52 public schools total in Maryland remain without air conditioning. These include eight in Baltimore County, one in Dorchester, six in Garrett, and 35 in Baltimore City. Baltimore County, Dorchester County, and Baltimore City intend to address these facilities through systemic renovations, facility renovations, or facility replacements within the next 3 years. Only Garrett County Public Schools report that they have no plans to address the 50% of their schools without air conditioning. Due to higher elevations and generally cooler temperatures, there may be less of a need than in other parts of the State to address when prioritized against other school expenditure needs.

TABLE 8-B1:

### Remaining Schools in Maryland Public Schools without Air Conditioning\*

Data as of October 2020

School System	Total # School Facilities per MSDE	Number of Schools Without Air Conditioning (AC) Per School Grade Level					SY				Total # of schools not addressed in 3 years	% Schools without AC Not Addressed in 3 Yrs
		ES or ES/MS	MS or MS/HS	High	Other	TOTAL	In Planning Phase	In Design Phase	In Construction	TOTAL		
Baltimore Co.	174	4	0	2	0	6	0	0	6	6	0	0%
Garrett**	12	6	0	2	0	8	1	0	0	1	7	58%
Kent	5	2	1	0	0	3	0	0	3	3	0	0%
Baltimore City***	167	22	2	9	2	35	3	9	15	27	8	5%
<b>Total SY 19-20</b>	<b>358</b>	<b>34</b>	<b>3</b>	<b>13</b>	<b>2</b>	<b>52</b>	<b>4</b>	<b>9</b>	<b>24</b>	<b>37</b>	<b>15</b>	<b>3%</b>

#### School Types

Other = Alternative Education, Career &amp; Technology Education, and Special Education Schools

School levels = Elementary School (ES), Middle School (MS), and High School (HS) or combination

#### Notes:

\* Those classrooms with air conditioning may be cooled either by a central system with ventilation or by window units that may not include a ventilation system.

\*\* Garrett stated last year that two schools would be addressed in 3 years, but only one has been addressed.

\*\*\* Baltimore City has 2 schools with full AC, but are not currently operational. 35 Total includes the building wings without AC but those classrooms will be vacated and surplus.

Beginning in FY 2021, IAC staff asked the LEA's to report the number of classrooms without air conditioning and their plans to address them, to provide a greater level of detail and a clearer idea of the number of students potentially impacted.

TABLE 8-B2:

### Remaining Classrooms in Maryland Public Schools without Air Conditioning\*

Data as of October 2020

School System	Total # School Facilities per MSDE	Total number of Schools without AC	Number of CLASSROOMS Without Air Conditioning (AC)	Number of CLASSROOMS Without Air Conditioning that will be addressed in 3 Years
Baltimore Co.	174	6	13	13
Garrett	12	8	300	20
Kent	5	3	3	3
Baltimore City	167	35	963	715
<b>Total SY 19-20</b>	<b>358</b>	<b>52</b>	<b>1279</b>	<b>751</b>

#### C. Design and Planning Professionals on Staff

The number of registered, licensed or certified design professionals on the staff of a local board of education is thought to be a measure of the board's internal capacity to perform design reviews and coordinate a range of design disciplines. Since 2006, the IAC staff have tracked the number of registered architects, licensed engineers, and certified planners and reported annually to the IAC.

### Findings

The total number of design and planning professionals on staff within school systems throughout Maryland is 55. The graph below provides a pictorial representation of totals collected with the data. Anne Arundel, Montgomery, Prince George's, and Baltimore Counties have the most professionals on their staff. School systems in Caroline, Garrett, Harford, Kent, Queen Anne's, Talbot, and Worcester Counties have no planning or design professionals on their staff. The table includes subtotals for registered architects, licensed engineers, and certified planners as well as indicates the number of professional staff in the State agencies working with the IAC on public schools. Baltimore, Montgomery and St. Mary's counties added professional staff since last year, for an overall statewide increase of seven professionals.

**FIGURE 8-C1**

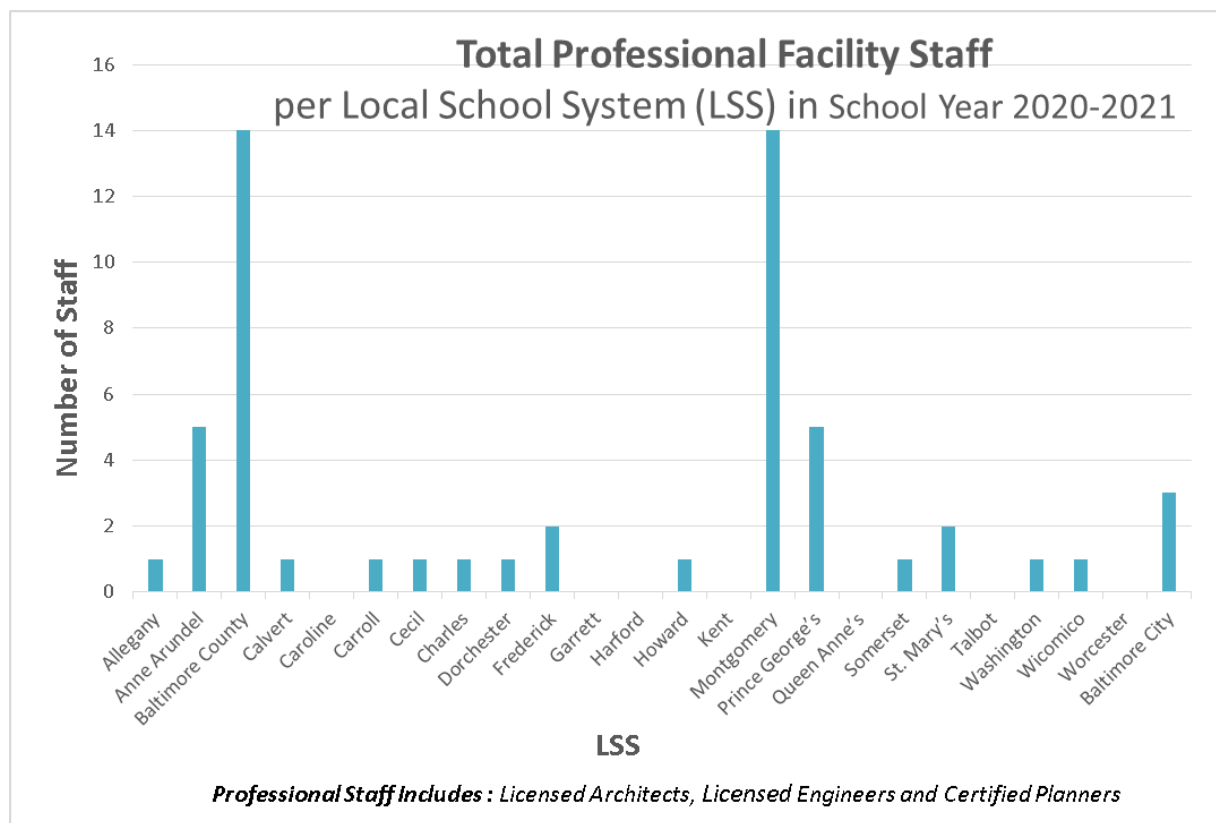


TABLE 8-C2

### Numbers of Design & Planning Professionals on Staff In Maryland Public School Systems

Data as of October 2020

School System	Registered Architects	Registered Engineers	AICP	Total RA, PE, and AICP on Staff
Allegany	0	1	0	1
Anne Arundel	2	3	0	5
Baltimore County	3	10	1	14
Calvert	1	0	0	1
Caroline	0	0	0	0
Carroll	0	1	0	1
Cecil	1	0	0	1
Charles	1	0	0	1
Dorchester	0	1	0	1
Frederick	0	0	2	2
Garrett	0	0	0	0
Harford	0	0	0	0
Howard	0	1	0	1
Kent	0	0	0	0
Montgomery	5	5	4	14
Prince George's	3	1	1	5
Queen Anne's	0	0	0	0
Somerset	1	0	0	1
St. Mary's	0	1	1	2
Talbot	0	0	0	0
Washington	0	1	0	1
Wicomico	1	0	0	1
Worcester	0	0	0	0
Baltimore City	1	2	0	3
<b>Subtotal Local-Level</b>	<b>19</b>	<b>27</b>	<b>9</b>	<b>55</b>
<b>DGS Staff</b>	<b>4</b>	<b>9</b>	<b>0</b>	<b>13</b>
<b>MDP Staff</b>	<b>0</b>	<b>0</b>	<b>1</b>	<b>1</b>
<b>MSDE Staff</b>	<b>4</b>	<b>0</b>	<b>0</b>	<b>4</b>
<b>Subtotal State-level</b>	<b>8</b>	<b>9</b>	<b>1</b>	<b>18</b>
<b>TOTAL Statewide</b>	<b>27</b>	<b>36</b>	<b>10</b>	<b>73</b>

**Color Key:** = No licensed professionals on staff
**Abbreviations:**

AICP = Member American Institute of Certified Planners

DGS = Department of General Services

MDP = Maryland Department of Planning

MSDE = Staff in the School Facilities Branch of the Maryland State Department of Education

PE = Professional Engineer - Total licensed in all disciplines (civil, structural, mechanical, etc)

RA = Registered Architect

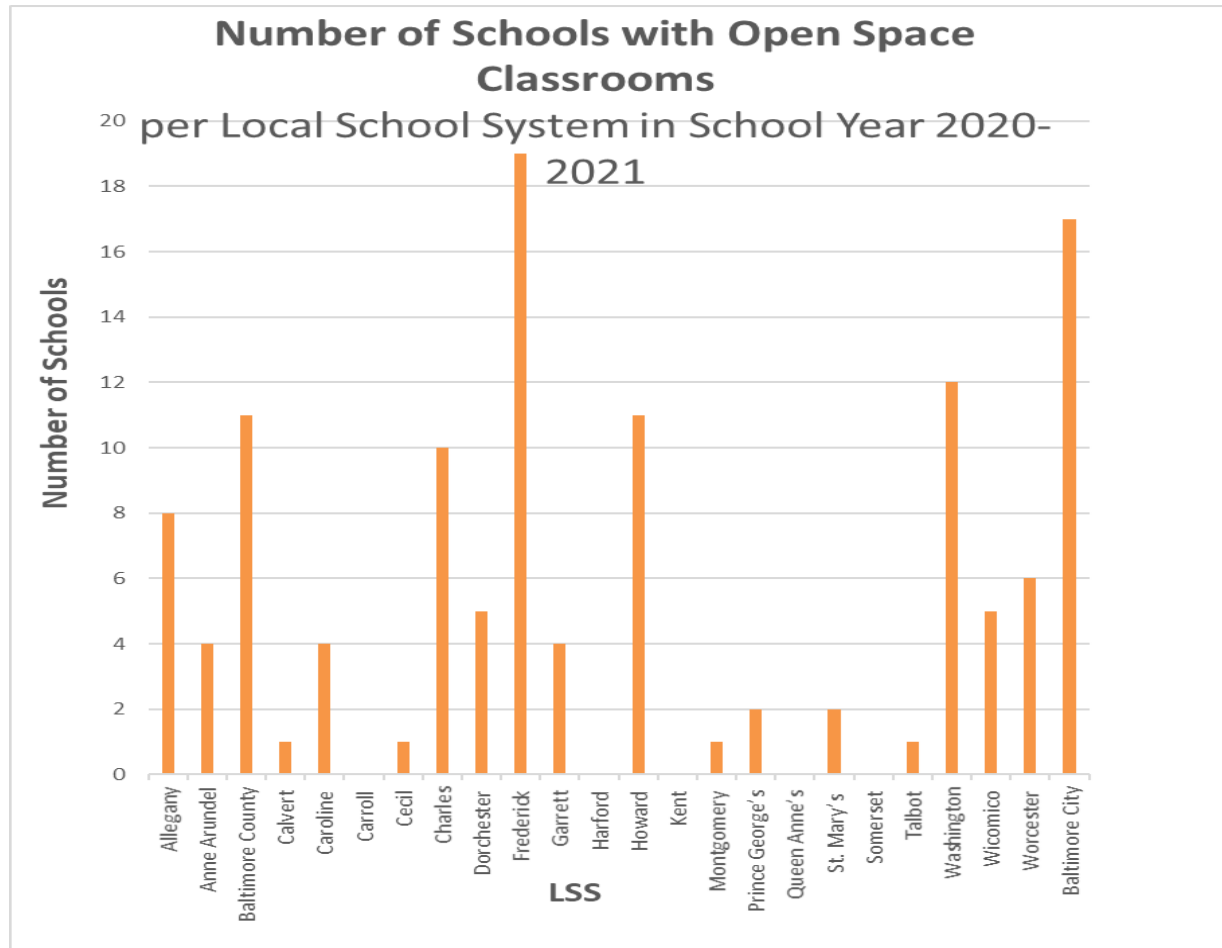
#### **D. Open Space Instructional Areas**

A survey has been conducted for the past 5 years to track the amount of public schools remaining in Maryland with open space instructional areas. This includes classrooms with partial-height partitions dividing the instructional areas. These spaces typically share the same mechanical supply and return systems and may have issues with acoustical separation.

#### **Findings**

There are a total of 124 schools throughout the state with open space instructional areas. The graph below provides a pictorial comparison of the total number of schools with open space classrooms in each local school system. Frederick County, Baltimore City and Washington County have the greatest number of schools with open spaces.

**FIGURE 8-D1:**



The following table provides all the data collected, including grade level of the schools and whether there is a plan to address the open space within the next three years. School systems are highlighted where their three-year plans do not address 10 or more open space schools or where more than 25% of their schools will remain open space.

The school system with the highest percentage of open space classrooms within its school system is Worcester County with 43% of its schools (or 6 total) that are not planned to be addressed in the next 3 years. Worcester County maintains lower class sizes than many school systems and finds open space classrooms less of an educational challenge. Frederick County has the highest number of open space schools in the state (18 total) that are not planned to be addressed within the next three years, which is 26% of the total number of schools within their school system. Baltimore City has the next highest number of current open space schools at 17, but they plan to address seven of them within the next three years. This leaves 11 or 7% of the total number of schools within this school system that are not set to be addressed as of yet.

**TABLE 8-D2**

**Number of Open Space Public Schools In Maryland**

Data as of October 2020

School System	Total # School Facilities per MSDE	# Existing Schools with Open Space (OS) Classrooms					# OS Schools in 3-Year Plan	# OS Schools Not in 3 Yr Plan	% of OS Schools remaining
		ES or ES/MS	MS or MS/HS	HS	Other	TOTAL			
Allegany	26	8	0	0	0	8	0	8	31%
Anne Arundel	124	1	2	1	0	4	1	3	2%
Baltimore County	174	7	1	1	2	11	1	10	6%
Calvert	25	0	1	0	0	1	0	1	4%
Caroline	10	3	1	0	0	4	1	3	30%
Carroll	44	0	0	0	0	0	0	0	0%
Cecil	29	1	0	0	0	1	0	1	3%
Charles	38	4	3	2	1	10	3	7	18%
Dorchester	13	5	0	0	0	5	0	5	38%
Frederick	68	12	5	2	0	19	1	18	26%
Garrett	12	3	1	0	0	4	2	2	17%
Harford	54	0	0	0	0	0	0	0	0%
Howard	77	11	0	0	0	11	1	10	13%
Kent	5	0	0	0	0	0	0	0	0%
Montgomery	208	1	0	0	0	1	0	1	0%
Prince George's	208	1	1	0	0	2	2	0	0%
Queen Anne's	14	0	0	0	0	0	0	0	0%
Somerset	9	2	0	0	0	2	1	0	0%
St. Mary's	30	0	0	0	0	0	0	0	0%
Talbot	8	1	0	0	0	1	0	1	13%
Washington	45	7	4	1	0	12	0	12	27%
Wicomico	24	4	1	0	0	5	1	4	17%
Worcester	14	3	3	0	0	6	0	6	43%
Baltimore City	167	15	0	1	1	17	6	11	7%
<b>Total SY 19-20</b>	<b>1426</b>	<b>89</b>	<b>23</b>	<b>8</b>	<b>4</b>	<b>124</b>	<b>20</b>	<b>103</b>	<b>7%</b>

**Color Key:**



= 10 or more schools not in Plan and/or more than 25% is OS

**School Types**

Other = Alternative Education, Career & Technology Education, and Special Education Schools

School levels = Elementary School (ES), Middle School (MS), and High School (HS) or combination

**Notes:**

1. "Open space schools" includes schools with partial-height partitions dividing instructional areas.
2. Total number of open space schools to remain assumes all projects in 6-year State capital plan are implemented.
3. Total number of open space schools to remain does not include projects that may be locally-funded during that period.
4. Allegany - ACPS views open space schools as offering opportunities for collaborative learning.
5. Baltimore City - Schools in 6 year plan to either be addressed or to be surplus.

### E. Relocatable Classrooms

In School Year 2020–2021, there are 2,923 relocatable classrooms in use for instruction in Maryland’s 24 local school systems. This includes both local and state owned. The total is a 7 classroom decrease from School Year 2019-2020. Nine school systems reported increases and seven reported decreases. The graphs below provide a pictorial representation of key data.

#### **Findings – Amount of Relocatable Classrooms**

As in the previous five years, Montgomery and Prince George’s counties are using the most relocatable classrooms of 467 and 537 respectively. Baltimore, Charles and Howard counties also show significant use of relocatable classrooms. While school districts are planning to construct new school buildings and additions, the need for relocatables will continue given the steady increase in student enrollment in certain school districts and the need to provide space during construction projects.

**FIGURE 8-E1**

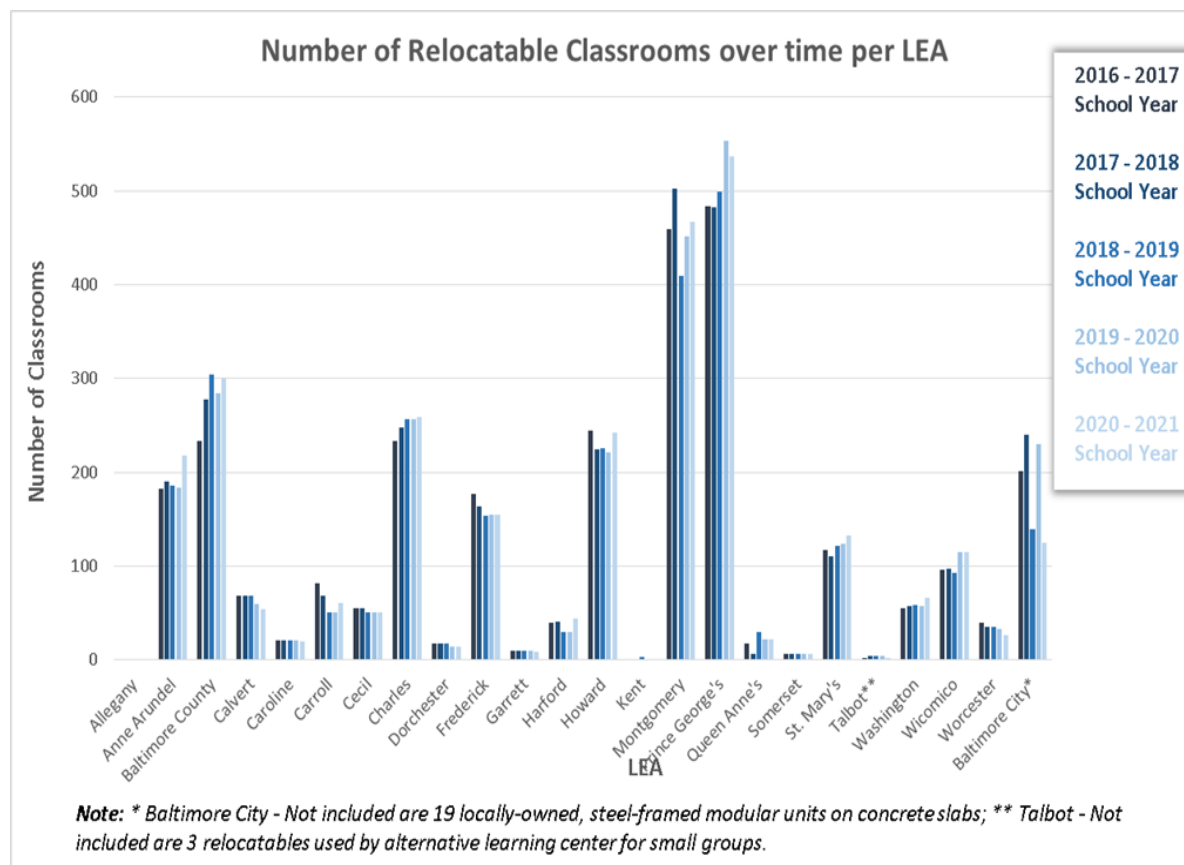


TABLE 8-E2


## Number of Relocatable Classrooms in Use for Instruction

Maryland Interagency Commission on School Construction

Data as of October 2020

SCHOOL SYSTEM	STATE-OWNED				LOCALLY-OWNED OR LEASED INSTRUCTIONAL ONLY			TOTAL STATE & LOCAL
	Vacant	Non-Instructional	Instructional	Sub Total	In-Use (NOT Temp)	Temporary Use During Construction	Sub Total	Instructional Only
Allegany	0	0	0	0	0	0	0	0
Anne Arundel	0	0	0	0	194	24	218	218
Baltimore County	0	0	0	0	300	0	300	300
Calvert	0	6	0	6	54	0	54	54
Caroline	0	0	1	1	10	9	19	20
Carroll	0	0	0	0	60	0	60	60
Cecil	0	0	0	0	51	0	51	51
Charles	0	2	58	60	162	39	201	259
Dorchester	0	0	1	1	13	0	13	14
Frederick	0	2	2	4	153	0	153	155
Garrett	0	0	0	0	8	0	8	8
Harford	0	0	0	0	28	16	44	44
Howard	0	0	0	0	230	12	242	242
Kent	0	0	0	0	0	0	0	0
Montgomery	0	0	0	0	455	12	467	467
Prince George's	0	5	10	15	504	23	527	537
Queen Anne's	0	0	0	0	22	0	22	22
Somerset	0	0	0	0	6	0	6	6
St. Mary's	0	1	32	33	100	0	100	132
Talbot**	0	0	0	0	2	0	2	2
Washington	0	0	0	0	66	0	66	66
Wicomico	0	0	0	0	107	8	115	115
Worcester	0	0	0	0	26	0	26	26
Baltimore City*	0	0	0	0	115	10	125	125
<b>TOTAL 2020</b>	<b>0</b>	<b>16</b>	<b>104</b>	<b>120</b>	<b>2,666</b>	<b>153</b>	<b>2,819</b>	<b>2,923</b>
<i>Total 2019 (12/19)</i>	<i>4</i>	<i>18</i>	<i>99</i>	<i>121</i>	<i>2,674</i>	<i>157</i>	<i>2,831</i>	<i>2,930</i>
<i>Total 2018 (12/18)</i>	<i>4</i>	<i>11</i>	<i>107</i>	<i>122</i>	<i>2,476</i>	<i>186</i>	<i>2,662</i>	<i>2,769</i>
<i>Total 2017 (12/17)</i>	<i>10</i>	<i>16</i>	<i>97</i>	<i>123</i>	<i>2,447</i>	<i>380</i>	<i>2,827</i>	<i>2,924</i>
<i>Total 2016 (12/16)</i>	<i>4</i>	<i>19</i>	<i>106</i>	<i>129</i>	<i>2,532</i>	<i>291</i>	<i>2,823</i>	<i>2,929</i>
<i>Total 2015 (12/15)</i>	<i>10</i>	<i>2</i>	<i>118</i>	<i>130</i>	<i>1,484</i>	<i>212</i>	<i>1,696</i>	<i>1,814</i>

Color Key:

 = Greater than 250 Relocatable Classrooms
**Footnotes**

\* Baltimore City - Not included are 19 locally-owned, steel-framed modular units on concrete slabs.

\*\* Talbot - Not included are 3 locally-owned relocatables used by the alternative learning center for small groups.

TABLE 8-E3

## Change in Number of Relocatable Classrooms

From Prior Year (SY 2018-2019 to SY 2019-2020)

Maryland Interagency Commission on School Construction

Data as of October 2020

SCHOOL SYSTEM	SY 2019-2020	SY 2020-2021	Difference
Allegany	0	0	0
Anne Arundel	183	218	35
Baltimore County **	284	300	16
Calvert	59	54	-5
Caroline	21	20	-1
Carroll	51	60	9
Cecil	51	51	0
Charles	256	259	3
Dorchester	14	14	0
Frederick	155	155	0
Garrett	10	8	-2
Harford	30	44	14
Howard	221	242	21
Kent	0	0	0
Montgomery	451	467	16
Prince George's	553	537	-16
Queen Anne's	22	22	0
Somerset	6	6	0
St. Mary's	124	132	8
Talbot	4	2	-2
Washington	57	66	9
Wicomico	115	115	0
Worcester	33	26	-7
Baltimore City *	230	125	-105
<b>TOTAL</b>	<b>2,930</b>	<b>2,923</b>	<b>-7</b>

Color Key:

= Increase in 20 classrooms in use or more

= Decrease in 20 classrooms in use or more

### Footnotes

\* Baltimore City - 26 relocatable in in SY 2019-20 due to construction projects.

\*\* Baltimore Co. - Decrease due to construction projects using less temporary relocatables.

### Findings – Five-Year Average of Total Number of Relocatable Classrooms

The 5-year average number of relocatable classrooms in use for instruction is part of the eligibility criteria for Capital Grant Program for Local School Systems with Significant Enrollment Growth or Relocatable Classrooms (EGRC) funding. Beginning in FY22, the 5-year average to qualify for EGRC funding was reduced from 300 to 250. This average was based on the 2015-2019 average and Baltimore County became eligible. The 2016-2020 average is used for the FY23 eligibility and Charles County will also become eligible.

**TABLE 8-E4**

**Number of Relocatable Classrooms in Use for Instruction  
Over a 5-Year Period (2016-2020)**

Maryland Interagency Commission on School Construction  
Data as of October 2020

SCHOOL SYSTEM	Number of Relocatable Classrooms by School Year					5-Year Average
	2016-17	2017-18	2018-19	2019-20	2020-21	
Allegany	1	1	1	0	0	1
Anne Arundel	182	190	186	183	218	192
Baltimore County	233	278	304	284	300	280
Calvert	68	68	68	59	54	63
Caroline	21	21	21	21	20	21
Carroll	82	68	51	51	60	62
Cecil	55	55	51	51	51	53
Charles	233	248	256	256	259	250
Dorchester	17	17	17	14	14	16
Frederick	177	164	153	155	155	161
Garrett	10	10	10	10	8	10
Harford	40	41	30	30	44	37
Howard	244	224	225	221	242	231
Kent	0	0	3	0	0	1
Montgomery	459	502	409	451	467	458
Prince George's	484	482	499	553	537	511
Queen Anne's	17	6	29	22	22	19
Somerset	6	6	6	6	6	6
St. Mary's	117	110	121	124	132	121
Talbot	2	4	4	4	2	3
Washington	55	57	58	57	66	59
Wicomico	96	97	93	115	115	103
Worcester	39	35	35	33	26	34
Baltimore City	201	240	139	230	125	187
<b>TOTAL</b>	<b>2,839</b>	<b>2,924</b>	<b>2,769</b>	<b>2,930</b>	<b>2,923</b>	<b>120</b>

Color Key:



= Greater than 250 students in a 5-Year Average

**Findings – Age of Relocatable Classrooms**

The IAC has not purchased any new classrooms since 1990. The average age of the State-owned inventory is 42 years, extending beyond the useful life of such type facilities. When considering locally-owned as well as State-owned units, nearly 14% of relocatable classrooms are in units over 30 years

old. An estimated 301 classrooms are in relocatable units over 30 years old with Prince George's, Baltimore City, and Baltimore County each having over 50 classrooms in aging relocatables.

**TABLE 8-E5**

**Age of Relocatables Classrooms in Use\***

Maryland Interagency Commission on School Construction

Data as of October 2020

School System	Age Not Reported	< 9 Yrs	10-19 Yrs	20-29 Yrs	30 or >30 Yrs	TOTAL	% Relocatables classrooms 20 years old or more
Allegany	0	0	0	0	0	0	0%
Anne Arundel	165	24	15	14	0	53	26%
Baltimore County**	0	112	72	57	59	300	39%
Calvert	0	0	22	22	10	54	59%
Caroline*****	0	2	16	1	0	19	5%
Carroll	9	10	15	26	0	51	51%
Cecil	0	0	35	0	16	51	31%
Charles****	39	100	40	15	7	162	14%
Dorchester	1	0	6	6	0	12	50%
Frederick	0	28	49	51	25	153	50%
Garrett	0	8	0	0	0	8	0%
Harford*****	25	0	14	5	0	19	26%
Howard	44	85	89	15	9	198	12%
Kent	0	0	0	0	0	0	0%
Montgomery	44	337	79	0	7	423	2%
Prince George's	23	71	123	211	99	504	62%
Queen Anne's	0	0	1	19	2	22	95%
Somerset	0	0	6	0	0	6	0%
St. Mary's*****	0	16	18	12	54	100	66%
Talbot	0	0	0	2	0	2	100%
Washington	0	4	46	11	5	66	24%
Wicomico	0	31	26	50	8	115	50%
Worcester	0	0	10	16	0	26	62%
Baltimore City***	0	10	108	7	0	125	6%
Subtotal of Locally-Owned Relocatables	350	838	790	540	301	2,819	30%
State-Owned	0	0	0	1	103	104	100%
<b>TOTAL</b>	<b>355</b>	<b>838</b>	<b>790</b>	<b>541</b>	<b>404</b>	<b>2,923</b>	<b>32%</b>

Percentage of total: 28.7% 27.0% 18.5% 13.8%

Color Key :  = more than 45 total over 30 years of age

**Footnotes**

- \* Table includes temporary portables used as classroom space during construction projects.
- \*\* Baltimore County - Data received from LEA does not include the age of the 8 relocatables in use during construction.
- \*\*\* Baltimore City - Data does not include 19 locally-owned, steel-framed modular units on concrete slabs, all of which are over 30 years old, except 3 that average around 20 years old.
- \*\*\*\* Charles County - Data received from LEA does not include the age of 36 relocatables in use during construction
- \*\*\*\*\* Caroline County - Indicated that they only have 19 locally owned relocatables.
- \*\*\*\*\* Harford County - Data received from LEA does not include the age of the 7 relocatables in use during construction. 1 of the normal relocatable's age is unknown.
- \*\*\*\*\* St. Mary's County- Data received from LEA does not include the age of 43 relocatables as they are unknown. State Owned Relocatables have an average age of 41 years.

## Item 9. 2021 Legislative Update

---

### Motion:

This item is informational and does not require IAC action.

### Background Information:

Attached is the IAC's 2021 legislation tracker, updated as of April 14, 2021. The tracker contains bills that were passed by both houses and that may impact the IAC and its various programs or have some other impact on public school construction.

Of particular note during the 2021 session are the enactment of the Built to Learn Act of 2020 (which was presented to the IAC at their meeting on March 11, 2021. Also significant is the passage of SB 551 "21st Century School Facilities Act and Built to Learn Act - Revisions" which was passed by both chambers but has not yet been signed by the governor. If the bill is enacted, it will:

- Hold harmless LEAs that would see a decrease under the State cost share calculation for fiscal years 2023 and 2024
- Require the Workgroup on the Assessment and Funding of School Facilities to make recommendations regarding:
  - the factors used in the State cost share calculation
  - the methods used to establish the IAC's Gross Area Baselines
  - the long-term effects of school construction decisions, including appropriate funding or incentives to reduce the cost per student and the total cost of ownership
- Modify the Healthy School Facility Fund to allow roof projects and to require the IAC to establish a separate procedure for allocations to Baltimore City (who are required to receive 50% of available funding for fiscal years 21 through 24)
- Modify some requirements for public-private partnership projects in Prince George's County

The FY 2022 School Construction budget includes:

---

**Exhibit A-2.9**  
**Fiscal 2022 School Construction Funding By Program and Fund Source**  
**(\$ in Millions)**

	<b>Revenue Bonds</b>	<b>GO Bonds</b>	<b>Bond Premiums</b>	<b>Federal Funds</b>	<b>General Funds</b>	<b>Total</b>
Built to Learn	\$333.3	\$0.0	\$0.0	\$0.0	\$0.0	\$333.3
Public School Construction Program	0.0	220.0	65.0	0.0	0.0	285.0
Healthy Schools Facility Fund	0.0	30.0	0.0	40.0	0.0	70.0
Supplemental Capital Grant Program	0.0	60.0	0.0	0.0	0.0	60.0
Public School Safety Grant Program	0.0	0.0	0.0	0.0	10.0	10.0
Aging Schools Program	0.0	6.1	0.0	0.0	0.0	6.1
Senator James E. "Ed" DeGrange	0.0					0.0
Nonpublic Aging Schools Program	0.0	3.5	0.0	0.0	0.0	3.5
Nonpublic School Safety	0.0					0.0
Improvements Program	0.0	2.0	0.0	0	1.5	3.5
<b>Total</b>	<b>\$333.0</b>	<b>\$321.6</b>	<b>\$65.0</b>	<b>\$40.0</b>	<b>\$11.5</b>	<b>\$771.4</b>

GO: general obligation

Note: Approximately \$333.3 million in revenue bonds for the Built to Learn program is anticipated to be available in fiscal 2022. Projects prioritized for funding have been previously approved by the Interagency Commission on School Construction but have not yet received an allocation. Figures do not include \$40 million of federal funds from the American Rescue Plan Act budgeted in the Dedicated Purpose Account for fiscal 2023.

Source: Department of Legislative Services

---

2021 Legislative Tracker - Passed Legislation

Bill Number	Title	Sponsor	Cross File Bill	Synopsis	Status
HB0294	Business Occupations and Professions - Architects - Scope of Licensure	Delegate Williams	SB0093	Increasing, from \$5,000 to \$25,000, the maximum estimated cost in labor and materials for the alteration of a certain existing building or structure for which a person is not required to employ a licensed architect under certain circumstances; and altering the circumstances under which a person is not required to employ a licensed architect.	Returned Passed
SB0093	Business Occupations and Professions - Architects - Scope of Licensure	Senator Griffith	HB0294	Increasing, from \$5,000 to \$25,000, the maximum estimated cost in labor and materials for the alteration of a certain existing building or structure for which a person is not required to employ a licensed architect under certain circumstances; and altering the circumstances under which a person is not required to employ a licensed architect.	Returned Passed
HB0630	Primary and Secondary Education – School District Energy Use – Policy and Study	Delegate Solomon		Requiring each school district to adopt or update a school district energy policy beginning July 1, 2022; specifying the contents of a school district energy policy; encouraging school districts to set targets to increase the school district's use of renewable energy and reduce the school district's greenhouse gas emissions; requiring that a school district energy policy be posted on the school district's website and updated every 3 years; requiring the development of a certain standardized reporting template for school districts; etc.	Returned Passed
SB0551	21st Century School Facilities Act and Built to Learn Act - Revisions	Senator Rosapepe		Requiring certain public school facilities projects to comply with a certain memorandum of understanding; prohibiting the Interagency Commission on School Construction from the unreasonable delay of certain approval under certain circumstances; adding roofs and pipe insulation to reduce condensation in order to prevent mold to the list of issues that require priority in awarding a grant under the Healthy Schools Facility Fund; requiring the Maryland Stadium Authority to use certain funds for certain purposes; etc.	Passed Enrolled
HB0636	School Buildings - Drinking Water Outlets - Elevated Level of Lead (Safe School Drinking Water Act)	Delegate Solomon	SB0546	Altering the definition of 'elevated level of lead' for purposes of certain provisions of law requiring the periodic testing for the presence of lead in drinking water outlets in occupied public and nonpublic school buildings; requiring by August 1, 2022, a school to take certain remedial measures on a drinking water outlet tested on or before June 1, 2021, if the test indicated a concentration of lead that was more than 5 parts per billion but less than 20 parts per billion; and providing for the construction of the Act.	Returned Passed
HB1190	Howard County – Board of Education – Redetermination of Geographic Attendance Area Ho. Co. 05-21	Howard County Delegation		Requiring the Howard County Board of Education to submit to the General Assembly and the Howard County Delegation to the General Assembly an annual report on the program capacity of each permanent school facility, beginning in the 2021-2022 school year; requiring the county board to submit a report to the General Assembly and the Howard County Delegation on a plan to adjust student enrollment to meet target utilization, if student enrollment at a permanent school facility is not within 10% of target utilization; etc.	Returned Passed