

IAC MEETING AGENDA

Thursday, October 12, 2023

Virtual Meeting
9:00 a.m.

Live and archived streams of IAC meetings are available at <https://mdschoolconstruction.org>
Please visit <https://mdschoolconstruction.org> to sign up for public comment.

Introduction

- Meeting called to order
- Roll Call
- Revisions to the Agenda
- Public Comment

		Presenter	Page	
1	Executive Director's Report	Alex Donahue, Executive Director		
2	Consent Agenda	Alex Donahue, Executive Director		
	A. Approval of September 14, 2023 Minutes		2*	
	B. Contract Awards		6*	
	C. Revisions to Previously Approved Contracts		30*	
	D. FY 2024 Healthy School Facility Fund Correction - St. Mary's County Public Schools - Green Holly Elementary School		31*	
	Informational			
	E. School Closure - Baltimore County Public Schools - Golden Ring Middle School		32	
3	COMAR Revisions to Adopt GAB Square Footage Add-Ons and SRC Calculation Changes	Alex Donahue, Executive Director; Melissa Wilfong, Capital Projects Supervisor; Jamie Bridges, Planning Manager	33*	
4	Adoption of Final 14.39.02.05 COMAR Revisions	Cassandra Viscarra, Deputy Director for Administration	78*	
5	Revisions to Executive Director Evaluation Form and Policy Approved in April 2023	Linda Eberhart, Vice-chair	84*	
6	Executive Session		91	

Announcements



Item 2.A. September 14, 2023 Minutes

Motion:

To approve the draft September 14, 2023 IAC Meeting Minutes, as presented.



DRAFT Meeting Minutes – September 14, 2023

Call to Order:

Chair Kasemeyer called the video-conference meeting of the Interagency Commission on School Construction to order at 9:01 a.m.

Members in Attendance:

Edward Kasemeyer, Appointee of the President of the Senate, Chair
Linda Eberhart, Appointee of the Speaker of the House, Vice-chair
Assistant Secretary Courtney League as Designee for Secretary Atif Chaudhry, Maryland Department of General Services
Michael Darenberg, Appointee of the Governor
Brian Gibbons, Appointee of the Speaker of the House
Secretary Rebecca Flora, Maryland Department of Planning
Gloria Lawlah, Appointee of the President of the Senate

Members Not in Attendance:

Superintendent Mohammed Choudhury, Maryland State Department of Education

Revisions to the Agenda:

There were no revisions to the agenda.

Public Comment:

None.

IAC Correspondence:

None.

1. Executive Director's Report – [Informational Only]

Alex Donahue, IAC Executive Director, provided an update on IAC initiatives including the ongoing transition to independent agency status, upcoming office move, and continued outreach to LEAs and Counties.

2. Consent Agenda – [Motion Carried]

Upon a motion by Secretary Flora, seconded by Mr. Gibbons, the IAC voted unanimously to approve the consent agenda.

A. August 10, 2023 Minutes

To approve the draft August 10, 2023 IAC Meeting Minutes, as presented.

B. Contract Awards

To approve contract procurement as noted below.

C. Site Approval - Montgomery County Public Schools - Former Forest Grove Elementary School

To approve Montgomery County Public Schools' re-acquisition of the former Forest Grove Elementary School Site at 9805 Dameron Drive, Silver Spring, Maryland to serve as an early

childhood education center, and identified by the State Clearinghouse as MD20230411-0276.

D. Easements

To approve the conveyance of the easements as presented.

E. Built to Learn Project Status Report – [Informational Only]

3. Recommended Revisions to the Gross Area Baselines (GABs) – [Motion Carried]

Executive Director Donahue and Capital Projects Supervisor Melissa Wilfong presented the final proposed updated GABs including a summary of proposed changes to elementary, middle, and high GABs as well as the proposed approach to address Add-Ons for Career and Technology Education, communities with a concentration of poverty over 55%, and communities with a high percentage of English language learners. The full Add-Ons proposal will be brought to the IAC in October.

Upon a motion by Secretary Flora, seconded by Mr. Darenberg, the IAC voted unanimously to adopt the proposed Gross Area Baseline (GAB) updates as presented in this item for use in calculating state construction allocations; and to direct IAC staff to propose new methodologies for the allocation of GAB square foot add-ons for Career and Technology Education spaces and for schools with a high Concentration of Poverty and with a high concentration of English Learners (ELs).

4. Baltimore City Public Schools - Northeast Middle School Limited Renovation - Capital Improvement Program (CIP) Rescission & Amendment – [Motion Carried]

Funding Programs Manager Arabia Davis and Capital Projects Supervisor Melissa Wilfong presented Baltimore City Public School's request to rescind prior planning and funding approval and amend the FY 2024 CIP to modify the scope of work for the Northeast Middle School project from a full renovation to a limited renovation, and to transfer approved funds accordingly. Upon a question from Secretary Flora, staff confirmed that there is no historical significance to the building and that Baltimore City is considering housing a recreation center in the facility.

Upon a motion by Vice-chair Eberhart, seconded by Mr. Darenberg, the IAC voted unanimously to

1. To approve the rescission of the Northeast Middle Building #049 (PSC 30.137) Capital Improvement Program (CIP) renovation project, which received planning approval in FY 2021 and funding in FY 2023;
2. To transfer \$2,504,000 assigned to the project to the LEAs reserve account; and,
3. To amend the FY 2024 CIP to include a new limited renovation project at the Northeast Middle Building #049 (PSC 30.137) with a Maximum State Allocation of \$27,400,000 and to apply \$2,504,000 from the LEA's reserve fund to this project.

5. Fiscal Year 2023 Maintenance of Maryland's Public School Buildings Annual Report – [Motion Carried]

Facilities Maintenance Group Manager Scott Snyder and Administrative Officer Brooke Finneran presented the final draft of the FY 2023 IAC Maintenance-Effectiveness Assessment Annual Report. Upon a motion by Mr. Darenberg, seconded by Mr. League, the IAC voted unanimously to approve the final draft of the FY 2023 Report, Maintenance of Maryland's Public School Buildings, dated October 1, 2023, pending non-substantive edits by staff.

6. IAC Fiscal Year 2023 Annual Report – [Motion Carried]

Communications Coordinator Hannah Sturm presented the final draft of the IAC's second comprehensive annual report, which highlights new and traditional activities of the IAC. Upon a motion by Vice-chair Eberhart, seconded by Ms. Lawlah, the IAC voted unanimously to approve the final draft of the comprehensive IAC Fiscal Year 2023 Annual Report, pending non-substantive edits by staff.

Announcements:

Vice-chair Eberhart provided an update on the Subcommittee for Evaluation of the Executive Director, which plans to present the draft evaluation form to the Commission at the October IAC meeting. The only change from what was previously discussed is that the first stakeholder survey will take place starting with the 2024 evaluation so the Executive Director is in the position for a full year before being evaluated.

Adjournment:

Upon a motion by Mr. Gibbons, with a second by Secretary Flora, the IAC voted unanimously to adjourn the meeting at 9:51 a.m.



Item 2.B. Summary Of Contract Awards

Motion:

To approve contract procurement as noted below.

The IAC staff has reviewed the contract procurement for the following State approved projects and recommends IAC approval.

		<u>Bid Opening</u>	<u>Total Contract</u>	<u>State Funds</u>	<u>Local Funds</u>
<u>Anne Arundel County</u>					
1.	Arundel MS PSC #02.057.24 SPEC Systemic Renovation - Ceiling & Lighting Replacement 1 - Janus Contractors	10/27/2022	\$1,862,452 \$1,862,452	\$1,024,349	\$838,103
2.	Arundel MS PSC #02.057.24 SPEC Systemic Renovation - Ceiling & Lighting Replacement (Feasibility Study) 1 - James Posey Associates	06/10/2021	\$48,950 \$48,950	\$26,922	\$22,028
3.	Arundel MS PSC #02.057.24 SPEC Systemic Renovation - Ceiling & Lighting Replacement (AE services) 1 - James Posey Associates	01/26/2022	\$178,500 \$178,500	\$98,175	\$80,325
4.	Arundel MS PSC #02.057.24 SPEC Systemic Renovation - Ceiling & Lighting Replacement (wiring in celing) 1 - Progressive Systems	08/31/2023	\$4,320 \$4,320	\$1,704	\$2,616

		<u>Bid Opening</u>	<u>Total Contract</u>	<u>State Funds</u>	<u>Local Funds</u>
<u>Baltimore County</u>					
5.	Chesapeake HS PSC #03.003.23 B Systemic Renovation - Mechanical Upgrades		\$12,424,000	\$5,887,000	\$6,537,000
	1 - Denver-Elek, Inc.	05/26/2023	\$12,424,000		
6.	Logan ES PSC #03.110.22 HSFF-FED Systemic Renovation - Chiller Replacement		\$1,986,486	\$689,700	\$1,296,786
	1 - Excel Mechanical Contractors, LLC	05/09/2023	\$1,986,486		
<u>Harford County</u>					
7.	Harford Technical HS PSC #12.008.23B / 24EGRC / 24GENF Systemic Renovations - Limited Renovation		\$65,762,668	\$19,864,518	\$45,898,150
	1 - HESS	07/13/2023	\$5,130,463		
	2 - Action Electrical Contractors, Inc.	07/13/2023	\$12,936,000		
	3 - Towson Mechanical, Inc.	07/13/2023	\$23,042,000		
	4 - Engineered Construction Products, Ltd.	07/13/2023	\$770,200		
	5 - Firstline Construction, Inc.	07/13/2023	\$5,809,500		
	6 - Strayer Contracting, Inc.	07/13/2023	\$18,074,505		
<u>Howard County</u>					
8.	Jeffers Hill ES PSC #13.014.23 B Systemic Renovation - Boiler Replacement		\$1,312,000	\$369,600	\$942,400
	1 - Dynastics, Inc.	07/19/2023	\$1,312,000		
<u>Montgomery County</u>					
9.	Brookhaven ES PSC #15.055.24 GENF Systemic Renovation - HVAC Replacement		\$5,313,000	\$2,922,150	\$2,390,850
	1 - Paramount Mechanical	11/08/2022	\$5,313,000		

		<u>Bid Opening</u>	<u>Total Contract</u>	<u>State Funds</u>	<u>Local Funds</u>
<u>Montgomery County - Cont'd</u>					
10.	Meadow Hall ES PSC #15.250.24 GENF Systemic Renovation - HVAC Replacement		\$5,144,000	\$2,572,000	\$2,572,000
	1 - M&M Welding and Fabricators, Inc.	11/09/2022	\$5,144,000		
<u>Summary Totals</u>					
Total Projects: 10	Total Contracts: 15		\$94,036,376	\$33,456,118	\$60,580,258

APPROVAL OF CONTRACTS

LEA: Anne Arundel County

PSC No. 02.057.24 SPECIF

Project Name: Arundel MS

Bid Opening: 10/27/2022

Project Type: Systemic Renovation

Scope of Work: Ceiling & Lighting Replacement

Basis for Award of Contract: Base Bid + Alt. 1&2

Basis of Funding: 50% + 5% maintenance incentive add-on of eligible base bid up to maximum state approved allocation.

Local Funds: \$838,103

State Funds: \$1,024,349

Total Contract: \$1,862,452

State Contingency for Change Orders:

Transfer State Funds:	Account No.	Amount
Decrease Project Amount:		<u>\$0</u>
Increase Contingency Amount:		<u>\$0</u>
Decrease Contingency Amount:		<u>\$0</u>
Increase Project Amount:		<u>\$0</u>

<u>Contract #</u>	<u>Contractor</u>	<u>Total Contract</u>
1	Janus Contractors	<u>\$1,862,452</u>
		<u>\$1,862,452</u>

Notes: (1) Replace ceiling and lighting.
(2) Prevailing wage rates apply to contract.

IAC Approval Date:

Bid Tab
23CN-111 Ceiling & Lighting Replacements at Arundel Middle School

CONTRACTOR	<i>Janus Contractors, Inc.</i>	A&S Unlimited Construction, LLC	<i>Nastos Construction, Inc.</i>	<i>Rich Moe Enterprises</i>
BASE BID	\$ 1,574,777.00	\$ 2,190,000.00	\$ 1,765,300.00	\$ 1,999,779.00
ALTERNATE NO. 1	\$ 267,575.00	\$ 300,000.00	\$ 241,500.00	\$ 289,426.00
ALTERNATE NO. 2	\$ 20,100.00	\$ 26,000.00	\$ 50,000.00	\$ 25,010.00
TOTAL	\$ 1,862,452.00	\$ 2,516,000.00	\$ 2,056,800.00	\$ 2,314,215.00
CONTRACTOR	<i>Boulevard Contractors Corp.</i>	Strayer Contracting, Inc.	Baltimore Contractors, Inc.	<i>Total Contracting, Inc.</i>
BASE BID	\$ 1,951,248.00	\$ 1,717,468.00	\$ 1,627,888.00	\$ 2,531,492.80
ALTERNATE NO. 1	\$ 241,500.00	\$ 190,859.00	\$ 213,000.00	\$ 201,439.20
ALTERNATE NO. 2	\$ 23,560.00	\$ 28,938.00	\$ 26,000.00	\$ 42,380.00
TOTAL	\$ 2,216,308.00	\$ 1,937,265.00	\$ 1,866,888.00	\$ 2,775,312.00

Bold indicates award and italics indicates MBE

Alternate 1: Replace existing lighting fixtures in spaces with existing hard ceilings.

Alternate 2: Replace existing 2x4 acoustical tile ceiling systems in the Media Center.

APPROVAL OF CONTRACTS

LEA: Anne Arundel County

PSC No. 02.057.24 SPECIF

Project Name: Arundel MS

Bid Opening: 06/10/2021

Project Type: Systemic Renovation

Scope of Work: Ceiling & Lighting Replacement (Feasibility Study)

Basis for Award of Contract: Proposal

Basis of Funding: 50% + 5% maintenance incentive add-on of eligible proposal up to maximum state approved allocation.

Local Funds: \$22,028

State Funds: \$26,922

Total Contract: \$48,950

State Contingency for Change Orders:

Transfer State Funds:	Account No.	Amount
Decrease Project Amount:		<u>\$0</u>
Increase Contingency Amount:		<u>\$0</u>
Decrease Contingency Amount:		<u>\$0</u>
Increase Project Amount:		<u>\$0</u>

<u>Contract #</u>	<u>Contractor</u>	<u>Total Contract</u>
1	James Posey Associates	<u>\$48,950</u>
		<u>\$48,950</u>

Notes: (1) Replace ceiling and lighting feasibility study.
(2) Prevailing wage rates do not apply to contract.

IAC Approval Date:

ANNE ARUNDEL COUNTY PUBLIC SCHOOLS
ARCHITECTURAL AND ENGINEERING SERVICES
PROPOSAL SUMMARY

PROJECT TITLE: Arundel Middle School Replace Ceiling and Lights Project
(Feasibility Study)

RFP NUMBER: 18CN-043-034

SCHEDULE

Notice-to-Proceed (NTP)
 50% Submission
 On-Board Review
 95% Submission
 On-Board Review
 Final Documents (4 to 6 weeks to Bid Opening)
 Bids Due

DATE

Immediately After Board Approval
 55 Days ARO
 62 Days ARO
 118 Days ARO
 125 Days ARO
 153 Days ARO
 N/A Days after Final Documents

Construction Starts

Immediately After Supervisor of
 Purchasing Signs Contract and NTP
 N/A ARO

Substantial Completion

FEE

Firm fixed fee for this task

\$ 48,950

FEE BREAKDOWN

Phase

Design Phase (Feasibility Study)
 Bid Phase
 Construction Administration Phase

Fee

\$ 48,950
 0
 0

Subconsultant Firm(s)

MDOT Cert. No.

% of Utilization

1.
 2.
 3.
 4.
 5.
 Total

PROJECT BUDGET

AACPS Construction cost estimate for this project is \$ N/A

INSTRUCTION NOTE: In space(s) that do not apply to the proposal, place "N/A".

In the **SCHEDULE** section, you shall use calendar days starting with NTP.

ARO: After Receipt of Order

12/08/06

APPROVAL OF CONTRACTS

LEA: Anne Arundel County

PSC No. 02.057.24 SPECIF

Project Name: Arundel MS

Bid Opening: 1/26/2022

Project Type: Systemic Renovation

Scope of Work: Ceiling & Lighting Replacement (AE services)

Basis for Award of Contract: Proposal

Basis of Funding: 50% + 5% maintenance incentive add-on of eligible proposal up to maximum state approved allocation.

Local Funds: \$80,325

State Funds: \$98,175

Total Contract: \$178,500

State Contingency for Change Orders:

Transfer State Funds:	Account No.	Amount
Decrease Project Amount:		<u>\$0</u>
Increase Contingency Amount:		<u>\$0</u>
Decrease Contingency Amount:		<u>\$0</u>
Increase Project Amount:		<u>\$0</u>

<u>Contract #</u>	<u>Contractor</u>	<u>Total Contract</u>
1	James Posey Associates	<u>\$178,500</u>
		<u>\$178,500</u>

Notes: (1) Replace ceiling and lighting architectural & engineering services.

(2) Prevailing wage rates do not apply to contract.

IAC Approval Date:

ANNE ARUNDEL COUNTY PUBLIC SCHOOLS
ARCHITECTUAL AND ENGINEERING SERVICES
PROPOSAL SUMMARY

PROJECT TITLE: Arundel Middle School Replace Lighting and Ceilings

RFP NUMBER: 18CN-043-065

SCHEDULE

Notice-to-Proceed (NTP)
95% Submission
On-Board Review
Final Documents (4 to 6 weeks to Bid Opening)
Bids Due

DATE

Immediately After Board Approval
41 Days ARO
48 Days ARO
64 Days ARO
28 Days after Final Documents

Construction Starts

Immediately After Supervisor of
Purchasing Signs Contract and NTP
559 ARO

Substantial Completion

FEE

Firm fixed fee for this task

\$ 178,500

FEE BREAKDOWN

<u>Phase</u>	<u>Fee</u>
Design Phase (Feasibility Study)	\$ 125,500
Bid Phase	\$ 8,000
Construction Administration Phase	\$ 45,000

<u>Subconsultant Firm(s)</u>	<u>MDOT Cert. No.</u>	<u>% of Utilization</u>
1.		
2.		
3.		
4.		
5.		
Total		0.00%

PROJECT BUDGET

AACPS Construction cost estimate for this project is \$ 2,700,000.

INSTRUCTION NOTE: In space(s) that do not apply to the proposal, place "N/A".
In the **SCHEDULE** section, you shall use calendar days starting with NTP.
ARO: After Receipt of Order

12/08/06

APPROVAL OF CONTRACTS

LEA: Anne Arundel County

PSC No. 02.057.24 SPECIF

Project Name: Arundel MS

Bid Opening: 8/31/2023

Project Type: Systemic Renovation

Scope of Work: Ceiling & Lighting Replacement (wiring in ceiling)

Basis for Award of Contract: Proposal

Basis of Funding: 50% + 5% maintenance incentive add-on of eligible proposal up to maximum state approved allocation.

Local Funds: \$2,616

State Funds: \$1,704

Total Contract: \$4,320

State Contingency for Change Orders:

Transfer State Funds:	Account No.	Amount
Decrease Project Amount:		<u>\$0</u>
Increase Contingency Amount:		<u>\$0</u>
Decrease Contingency Amount:		<u>\$0</u>
Increase Project Amount:		<u>\$0</u>

<u>Contract #</u>	<u>Contractor</u>	<u>Total Contract</u>
1	Progressive Systems	<u>\$4,320</u>
		<u>\$4,320</u>

Notes: (1) Replace ceiling and lighting project removal and reinstallation of cameras in ceiling.
(2) Prevailing wage rates do not apply to contract.

IAC Approval Date:



Contract Holder

Contract: 47QICA21D0024

GSA Expiration: November 22, 2025

Quote Name **Arundel MS Remove and Reinstall (12) Cameras For Cieling Replacement Project June 2023** Quote Number 00006317
Expiration Date 8/31/2023

Account Name **Arundel Middle School** Bill To 1179 Hammond Lane
Odenton, MD 21113

Product Code	Product	Sales Price	Quantity	Total Price
LBR-INST-ICCA	Installation Cable, Interior Camera, Accessory (CCA)	\$360.00	12.00	\$4,320.00

Subtotal \$4,320.00

Total Price \$4,320.00

Grand Total **\$4,320.00**

Product Details

Product	Product Description
Installation Cable, Interior Camera, Accessory (CCA)	Interior Camera and Cable: network cabling labor, firewall intrusion, drilling, and power supply. Camera placement, aiming, focusing and installation of camera with housing. Per camera and cable run. Cable runs between two networking nodes not to exceed 100 meters according to IEEE standards. Price does not include supply and installation of conduit.

Line Item Description

Product	Line Item Description
Installation Cable, Interior Camera, Accessory (CCA)	Remove and Reinstall (12) Interior Cameras on 2nd Floor For New Ceiling Renovations - Cabling By Others

APPROVAL OF CONTRACTS

LEA: Baltimore County

PSC No. 03.003.23 B

Project Name: Chesapeake HS

Bid Opening: 5/26/2023

Project Type: System Renovation

Scope of Work: Mechanical Upgrades

Basis for Award of Contract: Base Bid

Basis of Funding: 57% of eligible base bid up to maximum state approved allocation.

Local Funds: \$6,537,000

State Funds: \$5,887,000

Total Contract: \$12,424,000

State Contingency for Change Orders:

Transfer State Funds:	Account No.	Amount
Decrease Project Amount:		<u>\$0</u>
Increase Contingency Amount:		<u>\$0</u>
Decrease Contingency Amount:		<u>\$0</u>
Increase Project Amount:		<u>\$0</u>

<u>Contract #</u>	<u>Contractor</u>	<u>Total Contract</u>
1	Denver-Elek, Inc.	<u>\$12,424,000</u>
		<u>\$12,424,000</u>

Notes: (1) Replace the existing 2001 chillers and 2001 associated cooling tower, water pumps, AHUs, main electrical switchgear, dual temperature pumps, piping valves, controls and accessories.

(2) Prevailing wage rates do apply to contract.

IAC Approval Date: _____

Contract Name: Chesapeake High School – Mechanical Upgrades
 Contract #: JBO-705-23

<i>Bidders</i>		
	Denver-Elek, Inc.	Phillips Way, Inc.
Base Bid	\$12,424,000	\$12,980,000
Total	\$12,424,000	\$12,980,000

APPROVAL OF CONTRACTS

LEA: Baltimore County

PSC No. 03.110.22 HSFF-FED

Project Name: Logan ES

Bid Opening: 5/09/2023

Project Type: Systemic Renovation

Scope of Work: Chiller Replacement

Basis for Award of Contract: Base Bid

Basis of Funding: 57% of eligible base bid up to maximum state approved allocation.

Local Funds: \$1,296,786

State Funds: \$689,700

Total Contract: \$1,986,486

State Contingency for Change Orders:

Transfer State Funds:	Account No.	Amount
Decrease Project Amount:		<u>\$0</u>
Increase Contingency Amount:		<u>\$0</u>
Decrease Contingency Amount:		<u>\$0</u>
Increase Project Amount:		<u>\$0</u>

<u>Contract #</u>	<u>Contractor</u>	<u>Total Contract</u>
1	Excel Mechanical Contractors, LLC	<u>\$1,986,486</u>
		<u>\$1,986,486</u>

Notes: (1) The chiller (1986) is unreliable with parts difficult to find. If there was an equipment failure the school would need to be shut down until a rental unit could be procured.
(2) Prevailing wage rates do apply to contract.

IAC Approval Date:

Contract Name: Logan ES Chiller Replacement
Contract #: GDA-308-23
Date: 05/09/2023

<i>Bidders</i>					
	Excel Mechanical Contractors, LLC	Heer Brothers, Inc.	BMC Services, LLC	Fresh Air Concepts, LLC	Dynastics, Inc
Base Bid	\$1,986,486	\$2,080,000	\$2,172,725	\$2,200,000	\$2,257,000
Total	\$1,986,486	\$ 2,080,000	\$2,172,725	\$2,200,000	\$2,257,000

APPROVAL OF CONTRACTS

LEA: Harford County

PSC No. 12.008.23B / 24EGRC / 24GENF

Project Name: Harford Technical HS

Bid Opening: 7/13/2023

Project Type: Systemic Renovations

Scope of Work: Limited Renovation

Basis for Award of Contract: Base Bid + Alt. 1-7

Basis of Funding: 63% state-share of eligible base bid + alt. 1-7 up to maximum state approved allocation.

Local Funds: \$45,898,150

State Funds: \$19,864,518

Total Contract: \$65,762,668

State Contingency for Change Orders:

Transfer State Funds:	Account No.	Amount
Decrease Project Amount:		<u>\$0</u>
Increase Contingency Amount:		<u>\$0</u>
Decrease Contingency Amount:		<u>\$0</u>
Increase Project Amount:		<u>\$0</u>

<u>Contract #</u>	<u>Contractor</u>	<u>Total Contract</u>
1	HESS	\$5,130,463
2	Action Electrical Contractors, Inc.	\$12,936,000
3	Towson Mechanical, Inc.	\$23,042,000
4	Engineered Construction Products, Ltd.	\$770,200
5	Firstline Construction, Inc.	\$5,809,500
6	Strayer Contracting, Inc.	\$18,074,505
		<u><u>\$65,762,668</u></u>

Notes: (1) Limited renovation of 62,917 sf and an addition of 1,764 sf for 1,135 students. The request includes selected educational program enhancements and selected system upgrades.

(2) Prevailing wage rates apply to contract.

IAC Approval Date:

Harford County Public Schools
Harford Technical High School - Limited Renovation
Bid Tab Summary and CM Services Contract

Trade Bid Results			
Trade Package	Low Bidder	Base Bid Amount	Base Bid + Accepted Alts. 1-7
6A - General Trades	Strayer Contracting, Inc.	\$17,426,025.00	\$18,074,505.00
7A - Roofing	Firstline Construction, Inc.	\$5,791,000.00	\$5,809,500.00
8B - Curtainwall & Glazing	Engineered Construction Products LTD	\$770,200.00	\$770,200.00
23A - Mechanical	Towson Mechanical, Inc.	\$22,498,000.00	\$23,042,000.00
26A - Electrical	Action Electrical Contractors, Inc.	\$12,883,000.00	\$12,936,000.00
SUBTOTAL		\$59,368,225.00	\$60,632,205.00

Construction Manager: <u>Hess</u>			
Category	Total Costs	Ineligible Costs	Eligible Costs
General Condition Labor	\$3,050,463.00		\$3,050,463.00
General Conditions Costs	\$183,575.00	-\$183,575.00	\$0.00
Reimbursable Costs	\$600,631.00	-\$600,631.00	\$0.00
CM Services Fee	\$2,080,000.00		\$2,080,000.00
SUBTOTAL	\$5,914,669.00	-\$784,206.00	\$5,130,463.00

TOTAL SUBMISSION	
Eligible Trade Package	\$60,632,205.00
Eligible CM Services	\$5,130,463.00
TOTAL	\$65,762,668.00

APPROVAL OF CONTRACTS

LEA: Howard County

PSC No. 13.014.23 B

Project Name: Jeffers Hill ES

Bid Opening: 7/19/2023

Project Type: Systemic Renovation

Scope of Work: Boiler Replacement

Basis for Award of Contract: Base Bid + Alt. 1&2

Basis of Funding: 56% of eligible base bid + Alt.1&2 up to maximum state approved allocation.

Local Funds: \$942,400

State Funds: \$369,600

Total Contract: \$1,312,000

State Contingency for Change Orders:

Transfer State Funds:	Account No.	Amount
Decrease Project Amount:		<u>\$0</u>
Increase Contingency Amount:		<u>\$0</u>
Decrease Contingency Amount:		<u>\$0</u>
Increase Project Amount:		<u>\$0</u>

<u>Contract #</u>	<u>Contractor</u>	<u>Total Contract</u>
1	Dynastics, Inc.	<u>\$1,312,000</u>
		<u>\$1,312,000</u>

Notes: (1) Replace existing boilers, heating water pumps, air separator, expansion tank, and make-up water assembly. In addition, replace generator, automatic transfer switch, and main electrical switchboard; as well as modify emergency power distribution system.
(2) Prevailing wage rates apply to contract.

IAC Approval Date: _____

BIDS AND CONTRACTS
ACTION AGENDA
9/7/2023

CONTRACT AWARD

Procurement Method:	IFB
Exhibit Number:	PC-09

Contract ID (Bid Number):	089.23.B3
Contract Title:	Jeffers Hill ES Boiler Replacement

Contract Description:	Building Maintenance seeks to establish a contract with a contractor who will replace the existing boilers, heating water pumps, air separator, expansion tank, and make-up water assembly as Base Bid. The generator and automatic transfer switch will be replaced and the emergency power distribution system will be modified as Alternate 1. The existing main electrical switchboard will be replaced as Alternate 2.
------------------------------	---

Bids/Proposals Received:	BMC Services, LLC, Dynastics, Inc., Denver-Elek, Inc., Maryland Mechanical Systems, Inc., and Temp Air Company
---------------------------------	--

Method of Award Recommendation:	This award recommendation was based on the lowest responsive responsible bidder.
--	--

Awarded Supplier(s):	Dynastics, Inc, Baltimore, MD
-----------------------------	-------------------------------

Contract Term (Base Period):	BASE BID September 7, 2023 - September 6, 2024 ALTERNATES 1&2 June 16, 2025 - September 5, 2025
Number of Options:	NA
End date with Options:	NA

Contract Spending Authority (annual):	\$1,312,000.00
Total Contract Spending Authority (over term):	\$1,312,000.00

Fund Source:	FY24 Budget, Program 7602 Building Maintenance
---------------------	--

Requesting Office Remarks:	There was a 29% MBE Goal for this project. The bidder requested a partial waiver with their bid, however, with the acceptance of alternates they were able to achieve the MBE goal, and therefore a waiver is not needed.
-----------------------------------	---

Requesting Office:	Building Maintenance
---------------------------	----------------------

Contact:	Larsen Angel
-----------------	--------------

Bidders	BMC Services, LLC	DYNASTICS, INC.	Denver-Elek, Inc.	Maryland Mechanical Systems, Inc.	Temp Air Company
Total Cost - Wage	\$1,696,653.00	\$1,312,000.00	\$1,479,100.00	\$1,595,050.00	\$1,552,280.00
Total Cost - Non Wage	\$1,689,153.00	\$1,312,000.00	\$1,479,100.00	\$1,511,825.00	\$1,468,768.00
BASE BID					
WAGE SCALE	\$747,800.00	\$712,000.00	\$793,900.00	\$699,600.00	\$670,000.00
NON-WAGE SCALE	\$740,300.00	\$712,000.00	\$793,900.00	\$654,300.00	\$640,000.00
ALTERNATE NO. 1					
WAGE SCALE	\$533,814.00	\$315,000.00	\$411,600.00	\$508,900.00	\$533,472.00
NON-WAGE SCALE	\$533,814.00	\$315,000.00	\$411,600.00	\$482,550.00	\$493,471.00
ALTERNATE NO. 2					
WAGE SCALE	\$415,039.00	\$285,000.00	\$273,600.00	\$386,550.00	\$348,808.00
NON-WAGE SCALE	\$415,039.00	\$285,000.00	\$273,600.00	\$374,975.00	\$335,297.00

NOTE: This Bid Tabulation is only a statement of pricing and does not reflect bid evaluation or award.

APPROVAL OF CONTRACTS

LEA: Montgomery County

PSC No. 15.055.24 GENF

Project Name: Brookhaven ES

Bid Opening: 11/08/2022

Project Type: Systemic Renovation

Scope of Work: HVAC Replacement

Basis for Award of Contract: Base Bid + Alt.1

Basis of Funding: 50% + 5% incentive add-on of eligible base bid and alt.1 up to maximum state approved allocation.

Local Funds: \$2,390,850

State Funds: \$2,922,150

Total Contract: \$5,313,000

State Contingency for Change Orders:

Transfer State Funds:	Account No.	Amount
Decrease Project Amount:		<u>\$0</u>
Increase Contingency Amount:		<u>\$0</u>
Decrease Contingency Amount:		<u>\$0</u>
Increase Project Amount:		<u>\$0</u>

<u>Contract #</u>	<u>Contractor</u>	<u>Total Contract</u>
1	Paramount Mechanical	<u>\$5,313,000</u>
		<u>\$5,313,000</u>

Notes: (1) Replace two boilers, four pumps, twenty three unit ventilators, ten fan coils units, three split package units, and two roof to units associated with the 1994 building. The State share for this project was increased to include the concentration of poverty add-on COMAR 14.39.02.05.

(2) Prevailing wage rates apply to contract.

IAC Approval Date:

BIDDER	Denver Elek	M & M Welding	Paramount Mechanical	WL Gary Co, Inc.			
Base Bid	\$ 5,579,500.00	\$ 5,160,000.00	\$ 5,083,000.00	\$ 5,600,000.00			
Alternate 1	\$ 299,500.00	\$ 196,000.00	\$ 230,000.00	\$ 71,000.00			
MBE Forms A & B	X	X	X	X			
Bid Bond Included	X	X	X	X			
Addendum 1	X	X	X	X			
Addendum 2		X					

APPROVAL OF CONTRACTS

LEA: Montgomery County

PSC No. 15.250.24 GENF

Project Name: Meadow Hall ES

Bid Opening: 11/09/2022

Project Type: Systemic Renovation

Scope of Work: HVAC Replacement

Basis for Award of Contract: Base Bid + Alt.1&2

Basis of Funding: 50% of eligible base bid and alt.1&2 up to maximum state approved allocation.

Local Funds: \$2,572,000

State Funds: \$2,572,000

Total Contract: \$5,144,000

State Contingency for Change Orders:

Transfer State Funds:	Account No.	Amount
Decrease Project Amount:		<u>\$0</u>
Increase Contingency Amount:		<u>\$0</u>
Decrease Contingency Amount:		<u>\$0</u>
Increase Project Amount:		<u>\$0</u>

<u>Contract #</u>	<u>Contractor</u>	<u>Total Contract</u>
1	M&M Welding and Fabricators, Inc.	<u>\$5,144,000</u>
		<u>\$5,144,000</u>

Notes: (1) Replace two boilers, four pumps chiller, twenty two unit ventilators, eleven fan coil units, four roof top units, and one air-handling unit in the 1993 portion of the building.

(2) Prevailing wage rates apply to contract.

IAC Approval Date: _____

Meadow Hall Elementary School

HVAC

BIDDER	Denver Elek	M & M Welding	WL Gary		
Base Bid	\$ 5,984,200.00	\$ 4,678,000.00	\$ 5,500,000.00		
Alternate 1	\$ 397,400.00	\$ 320,000.00	\$ 412,000.00		
Alternate 2	\$ 183,300.00	\$ 146,000.00	\$ 200,000.00		
MBE Forms A & B	X	X	X		
Bid Bond Included	X	X	X		
Addendum 1 & 2	X	X	X		

Item 2.C. Revisions to Previously Approved Contracts

Motion:

To approve the revisions to previously approved contract awards as presented to accurately reflect the adjustments to the State and local participation in the contract amounts and/or corrections to project allocation information.

Background Information:

June 8, 2022; August 11, 2022

Wicomico - Mardela Middle/High

PSC 22.018.22/23 LP/C

Project Type: Construction - Renovation/Addition

Change State funds from \$54,935,000 to \$70,238,984

Change Local funds from \$16,273,200 to \$969,216

Note: Increase in State funding due to additional funding provided for this project in the FY 2024 CIP.

February 9, 2023

Dorchester - Maple Elementary

PSC 09.010.22

Project Type: Systemic Renovation - Roof/HVAC Replacement - Labor & Materials

Change Total Contract from \$2,900,000 to \$2,030,000

Change State funds from \$2,296,000 to \$1,582,600

Change Local funds from \$604,000 to \$447,400

Note: Change is to correct total contract amount and State participation approved at the February 9, 2023 IAC Meeting.



Item 2.D. FY 2024 Healthy School Facility Fund Project Correction - St. Mary's County Public Schools - Green Holly Elementary School

Motion:

To approve a correction to the project title and detailed description for the FY 2024 HSFF Green Holly Elementary School (PSC 18.022) Roof/Mercury Abatement project to HVAC/Roof/Mercury Abatement project.

Background Information:

On July 13, 2023, staff presented the FY 2024 HSFF project submission recommendations for IAC approval that included a request to fund the Green Holly Elementary School Roof/Mercury Abatement Project. While the funding award accounted for the HVAC portion of work, the project type and detailed description did not document the above-referenced building system. The requested correction will ensure that the details of the project are accurately reflected and reported.

Item 2.E. School Closure - Baltimore County Public Schools - Golden Ring Middle School

Motion:

This item is informational and does not require IAC action.

Background Information:

Baltimore County Public Schools (BCPS) Golden Ring MS (PSC 03.107) will no longer be used as a middle school beginning with school year 2024-2025. The facility will not be surplused and will remain in the BCPS inventory. The future use of the facility has yet to be determined.

Item 3. COMAR Revisions to Adopt GAB Square Footage Add-Ons and SRC Calculation Changes

Motion:

- 1) To approve amendments to COMAR 14.39.02 to enact a new COMAR 14.39.02.01 which incorporates the IAC's Gross Area Baselines by reference and to amend COMAR 14.39.02.06 Maximum State Construction Allocation to include gross area baseline square footage add-ons for school projects for Concentration of Poverty, English Learner, and Career and Technical Education (CTE);
- 2) To approve amendments to COMAR 14.39.02.04 State Rated Capacity to clarify the number of teaching stations included in gymnasiums of varying sizes and to, upon application to the IAC or its designee, allow the exclusion of one physical education classroom up to 2,500 net square feet that contains specialized equipment that cannot be stored or relocated;
- 3) To adopt the IAC CTE square footage Add-On Size Category listing as presented in this item and to direct staff to publish the listing to the IAC website; and
- 4) To renumber the provisions of COMAR 14.39.02 as needed to accommodate the amendments proposed herein.

Background Information:

House Bill 1290 (2022 Md. Laws, Ch. 32), mandated "That, on or before October 1, 2023, the [IAC] shall update the baseline gross area square footage per student for the Gross Area Baselines calculation to align with the standards and requirements in [the Blueprint Act] including:

- instructional space for English-language learners;
- community schools and schools eligible for Concentration of Poverty grants;
- collaborative planning spaces for teachers, taking into consideration that there will be more teachers in schools as additional collaborative time during the school day is phased in;
- break-out space for more one-on-one and small group instruction;
- career and technical education pathways; and
- prekindergarten space."

As previously presented, IAC staff and the Blueprint Facilities Workgroup worked diligently on this effort in addition to the Gross Area Baseline square foot per student updates that were approved at the September IAC meeting. The following items are presented here for consideration and approval:

Concentration of Poverty (CPG) Gross Square Foot (GSF) Add-on

The CPG Add-on is applied on a sliding scale based on the percentage of CPG for the designated student population and ranges in size based on the eligible enrollment of the

school. The following outlines each of the criteria and how they contribute to calculation of the CPG Add-on:

- For schools with an eligible enrollment less than 600, the CPG Add-on will range from 1000 to 2500 GSF.
- For schools with an eligible enrollment equal to or greater than 600 and equal to or less than 900, the CPG Add-on will range from 1500 to 3000 GSF.
- For schools with an eligible enrollment greater than 900, the CPG Add-on will range from 2000 to 3500 GSF.
- In each of these categories, the calculation will be based on the CPG percentage starting at 55% CPG and up to a maximum of 80% CPG at which point the school will qualify for the maximum in the range.

English Learner (EL) Gross Square Foot (GSF) Add-on

The EL Add-on is applied on a sliding scale based on the percentage of EL students for the designated student population and ranges in size based on the eligible enrollment of the school. The following outlines each of the criteria and how they contribute to calculation of the Add-on:

- For schools with an eligible enrollment less than 600, the EL Add-on will range from 500 to 1,500 GSF.
- For schools with an eligible enrollment equal to or greater than 600 and equal to or less than 900, the EL Add-on will range from 1,000 to 2,000 GSF.
- For schools with an eligible enrollment over 900, the CPG Add-on will range from 1,500 to 2,500 GSF.
- In each of these categories, the calculation will be based on the EL percentage starting at 10% ELs and up to a maximum of 50% ELs at which point the school will qualify for the maximum in the range.

Career and Technology Education (CTE) Gross Square Foot (GSF) Add-on

The CTE GSF Add-on will be applied based on the specific CTE program(s) as approved by MSDE for the school under consideration. On the attached spreadsheet, each typical program type has been assigned one of five size categories, XS, S, M, L or XL, as is appropriate to the program and each of these five categories has been assigned a number of GSF generally appropriate to the specific activities associated with the programs in that category. The following are the applicable add-ons for each category:

- Extra Small: 500 GSF
- Small: 1,000 GSF
- Medium: 3,000 GSF
- Large: 4,000 GSF
- Extra Large: 6,000 GSF
- IAC Staff will review and assign size determinations for each specific CTE program of study based on the Educational Specifications and within the general guideline provided within the attached chart.

State Rated Capacity (SRC) Updates for Physical Education (PE) Spaces

A facility's State Rated Capacity (SRC) is the number of students that a school has the physical capacity to enroll, according to State established standards.

To account for the at-times unique characteristics of specific PE spaces, the proposed changes will reduce the number of spaces counted in the PE program toward SRC since these spaces are unable to be used for programming outside of specific PE activities. The following changes are proposed:

- Typical high school gymnasiums are designed to hold two full-size cross-court basketball courts which overlap the main court. They frequently are provided with a divider curtain that divides the room into two separate spaces when the main competition basketball court is not in use. These gymnasiums are typically around 10,000 net square feet and have previously been calculated as four teaching stations. This proposal recommends limiting this type of gymnasium to two teaching stations. In the rare circumstance that a larger gymnasium exists that can accommodate three cross-court basketball courts and is provided with two dividing curtains or other partitions, it will be counted as three teaching stations.
- The recommendation includes setting the maximum size of a gymnasium at 13,000 nsf before it will be considered to count as three teaching stations.
- Because high schools' educational programs often include fitness centers or weight rooms with extensive heavy fixed equipment that make the space unusable for any other purpose, this change proposes that one such space with a maximum size of 2,500 net square feet can be included within a high school program and not counted as a teaching station. LEAs will submit equipment plans of the space being requested to meet this criteria for review by IAC staff.

Please note that, although the IAC considered typical space programming in order to develop the GABs, the GAB is intended to provide the outer boundary of State participation, within which the LEA can provide programming and spaces as they deem appropriate within State educational requirements. The IAC does not and will not mandate specific space usage, size of classrooms, etc.

IAC staff recommend adoption of this proposed COMAR revision. If approved, the proposed COMAR revisions will be published in the Maryland Register and will be open for a public comment period for at least 30 days before returning to the IAC for final approval.

Interagency Commission On School Construction

Draft Proposed GAB Add-ons and Changes to State-Rated Capacity

Presentation to the IAC

October 12, 2023

2022 HB 1290's Mandate

“That, on or before October 1, 2023, the [IAC] shall update the baseline gross area square footage per student for the Gross Area Baselines calculation to align with the standards and requirements in [the Blueprint Act], including:

- 1. instructional space for English-language learners;**
- 2. community schools and schools eligible for Concentration of Poverty grants;**
- 3. collaborative planning spaces for teachers, taking into consideration that there will be more teachers in schools as additional collaborative time during the school day is phased in;**
- 4. break-out space for more one-on-one and small group instruction;**
- 5. career and technical education pathways; and**
- 6. prekindergarten space.”**

(2022 Md. Laws, Ch.32)

Comprehensive Review of Allocation Components

In addition to the review required by mandate, IAC Staff and the Workgroup reviewed the following considerations:

1. The original GABs have been tested for several years and their appropriateness can now be evaluated.
2. IAC staff have received feedback from LEAs over the past several years resulting in a list of items that required further consideration.
3. The IAC now has access to a significantly greater amount of data and staff available to analyze this data.
4. There was a desire to provide efficient use of the time commitment from the Workgroup members.

Determination was made that these updates would be done concurrently and brought together as one comprehensive set of adjustments.

Proposed Changes

Summary of Proposed Changes:

1. **Adjust selected minor components of State-Rated Capacity (SRC) calculation**
2. **Establish a GSF Add-on for Concentration of Poverty (CPG)**
3. **Establish a GSF Add-on for English Learners (ELs)**
4. **Establish a GSF Add-on for Career and Technology Education (CTE) programs**

State Rated Capacity Change


Adjust selected minor components of State-Rated Capacity (SRC) calculation:

- **These changes apply only to high school Physical Education spaces**
- **A gymnasium of 13,000 net square feet or less will count as 2 teaching stations**
- **A gymnasium over 13,000 net square feet will count as 3 teaching stations**
- **A maximum of one PE classroom up to 2,500 net square feet which contains specialized equipment that cannot be stored or relocated may be excluded from the teaching station count**

Concentration of Poverty (CPG) Add-on

CPG Add-on calculation:

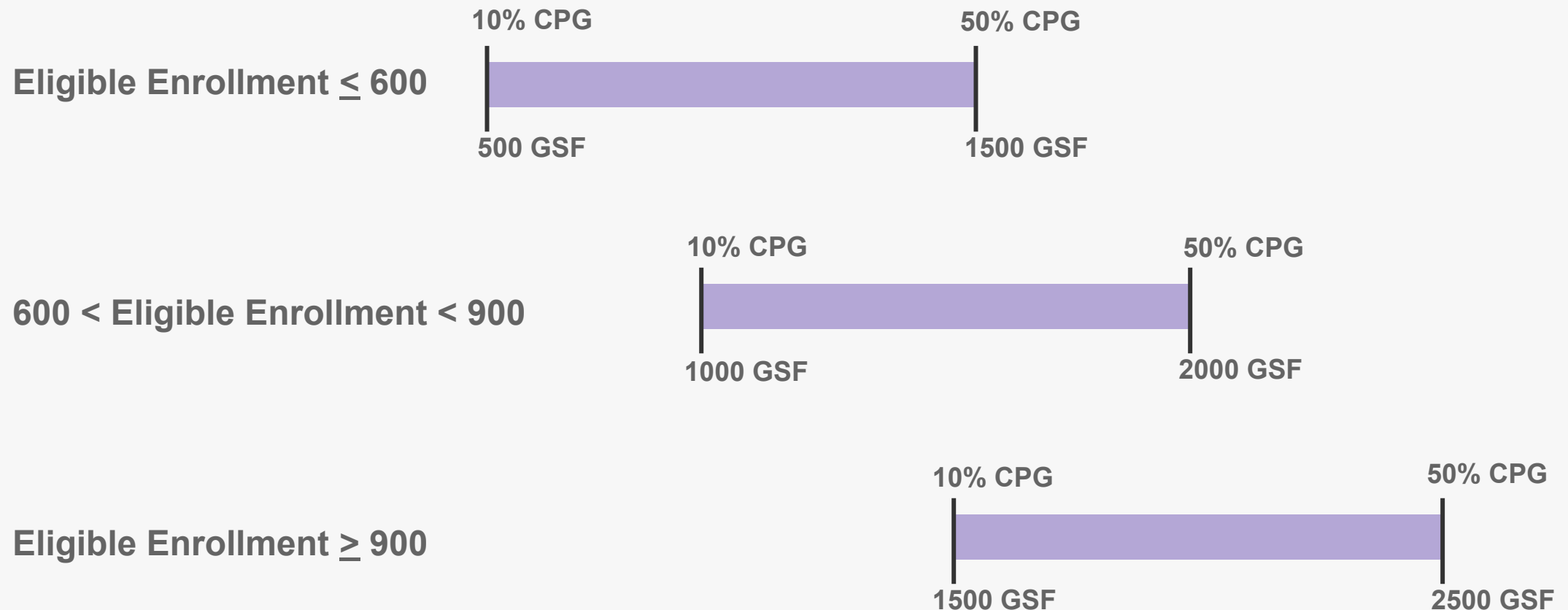
- Based on both the eligible enrollment and the percentage of CPG



English Learner Add-on

EL Add-on calculation:

- Based on both the eligible enrollment and the percentage of ELs



Career and Technology Education Add-on

CTE Add-on calculation:

- Based on the MSDE-approved programs and allocation of GSF per program size category

Sample Table of Size Category per CTE Program*

XS = 500 GSF

S = 1,000 GSF

M = 3,000 GSF

L = 4,000 GSF

XL = 6,000 GSF

MSDE APPROVED CTE PROGRAM	IAC GAB CTE Gross Square Foot Add-On Category
A. Arts, Media and Communication	S
Graphic Communication (PrintED)	M
Interactive Media Production (IMP)	S
B. Business Management and Finance	XS
Academy of Finance (NAF)	XS
Accounting and Finance	XS
Business Administrative Services	XS
Business Management	XS
Marketing	XS
C. Construction and Development	L
Construction Design and Management	XS
Construction Professions	L
Carpentry	XL
Electrical	L
Plumbing	L
Masonry	L
Construction Maintenance	L
HVAC	XL
Industrial Maintenance	L
Welding	L
D. Consumer Services, Hospitality and Tourism	M
Culinary Arts (ACF)	L
Food and Beverage Management (ProStart)	M
Hospitality and Tourism Management Program (HTMP)	S
Careers in Cosmetology	M

IAC Meeting 10/12/2023

MSDE APPROVED CTE PROGRAM	IAC GAB CTE Gross Square Foot Add-On Category
E. Environmental, Agriculture and Natural Resources	M
Curriculum for Agricultural Science Education (CASE)	L
Horticultural Services: Certified Professional Horticulturist (CPH)	M
F. Health and Biosciences	S
Academy of Health Professionals	S
Project Lead The Way Biomedical Sciences	S
G. Human Resources Services	XS
Fire Science: Maryland Fire and Rescue Institute (MFRI)	XS
Homeland Security and Emergency Preparedness	XS
Childcare and Early Childhood Education	XS
Teacher Academy of Maryland (TAM)	XS
H. Information Technology	XS
Academy of Information Technology (NAF)	S
Database Academy (Oracle)	XS
IT Networking Academy (CISCO)	S
PLTW Computer Science	S
Mobile Apps and Software Development (Apple)	XS
I. Manufacturing, Engineering and Technology	M
Project Lead The Way Engineering	M
Manufacturing Engineering Technologies	M
J. Transportation Technologies	XL
Automotive Technician (NATEF)	XL
Autobody/Collision Repair Technician (NATEF)	XL
Medium-Heavy Truck Technician (NATEF)	XL
K. Career Development and Research	XS
L. Apprenticeship Maryland	XS

* Table of CTE programs is not all-inclusive and is subject to change as program offerings evolve.

We'd love
to hear your questions



14.39.02 Administration of the Public School Construction Program

Authority: Education Article, §§4-126, 5-112, and 5-303; State Finance and Procurement Article, §5-7B-07; Annotated Code of Maryland

14.39.02.01 Incorporation by Reference

The Interagency Commission on School Construction Gross Area Baseline Per Student Square Footage Allowances (September 14, 2023) is incorporated by reference.

[14.39.02.01] 14.39.02.02 — [14.39.02.03] 14.39.02.04 (text unchanged)

[14.39.02.04] 14.39.02.05 State-Rated Capacity.

A. Definition. In this regulation, State-rated capacity means the number of students that the IAC or its designee determines that an individual school has the physical capacity to enroll.

B. Elementary Schools.

(1) For purposes of determining State-rated capacity, elementary schools are schools enrolling students in one or more grades from prekindergarten through grade 6.

(2) An elementary-school classroom is a space in which the majority of the school day is spent in instruction of the core curriculum.

(3) The approved capacity for an elementary school classroom is:

- (a) Prekindergarten classroom — 20;
- (b) Kindergarten classroom — 22;
- (c) Grades 1 through 5 classroom — 23;
- (d) Grade 6 classroom — 25; and
- (e) Special education classroom — 10.

(4) State rated capacity for an individual elementary school is calculated according to the following formula:

- (a) Multiply the number of classrooms in each grade by the approved capacity for that grade; and
- (b) Then add the resulting products.

(5) Open-space classroom capacity is calculated according to the following formula:

- (a) Divide the open space area by a square foot number the IAC determines;
- (b) Next, round the quotient to the nearest whole number; and
- (c) Then, multiply the rounded quotient by the State-approved capacity for the elementary grade.

C. Secondary Schools.

(1) For purposes of determining State-rated capacity, secondary schools are schools enrolling students in one or more grades from 6 through 12.

(2) Classrooms.

(a) A secondary-school classroom is a space in which any scheduled instruction takes place.

(b) Secondary-school classrooms include laboratories, career technology rooms, music rooms, art rooms, consumer science rooms, gymnasiums, and auxiliary physical education classrooms. *Upon application to and approval by the IAC or its designee, one physical education classroom of up to 2,500 net square feet which contains specialized equipment that cannot be stored or relocated may be excluded.*

(c) *A gymnasium up to 13,000 square feet [with a standard interscholastic basketball court] counts as two classrooms. A gymnasium exceeding 13,000 square feet counts as three classrooms.*

(3) The approved capacity for a secondary school classroom is:

- (a) Grades 6 through 12 classroom — 25; and
- (b) Special education classroom — 10.

(4) State-rated capacity for an individual secondary school is calculated according to the following formula:

- (a) For regular classrooms:
 - (i) Multiply the number of regular classrooms by the approved capacity;
 - (ii) Next, add the resulting products; and
 - (iii) Then, multiply this sum by 85 percent;
- (b) For special education classrooms, multiply the number of special education classrooms by the approved capacity; and
- (c) Then, add results from §C(4)(a) and (b) of this regulation.

(5) Open-space classroom capacity is calculated according to the following formula:

- (a) Divide the open space area by a square foot number the IAC determines;
- (b) Next, round the quotient to the nearest whole number;
- (c) Then, multiply the rounded quotient by the State-approved capacity for the secondary grade; and
- (d) Finally, multiply by 85 percent.

D. Career and Technology Programs.

(1) Career and technology programs are occupational programs approved by the Maryland State Department of Education.

(2) The approved capacity for a career and technology classroom is as the IAC or its designee determines on a case-by-case basis.

(3) State-rated capacity for an individual career and technology program is calculated according to the following formula:

- (a) Multiply the number of classrooms by the approved capacity for that career and technology classroom;
- (b) Next, add the resulting products; and
- (c) Then, multiply by 85 percent.

E. The IAC or its designee shall determine on a case-by-case basis the State-rated capacity for a school that is not defined in §§B, C, and D of this regulation.

F. Cooperative use space dedicated in a written agreement to noneducational purposes is not included in the State-rated capacity.

[14.39.02.05] 14.39.02.06 (text unchanged)

[14.39.02.06] 14.39.02.07 Maximum State Construction Allocation

A. The maximum State construction allocation is the maximum amount the State may fund of eligible construction costs for each public school construction project.

B. The maximum State construction allocation for each approved public school construction project is set in the State capital improvement program.

C. The maximum State construction allocation is set at the first year of construction funding approval.

D. The actual funding is based on the costs of approved contracts and may be less than the maximum State construction allocation.

E. Gross Area Baselines.

(1) The gross area baseline is the product of the approved student enrollment and the baseline gross square footage per student, and may be adjusted by the IAC on a case-by-case basis, based upon presented evidence of program need.

(2) The approved student enrollment may be reduced only if the sum of available seat count in all adjacent schools is 15 percent or more of the project school's enrollment.

(3) The baseline gross square footage per student is set by the IAC and may be adjusted by the IAC on a case-by-case basis, based upon presented evidence of program need.

(4) *Gross Area Baseline Concentration of Poverty Add-On.* School projects with a concentration of poverty level above 55% are eligible for a concentration of poverty square footage add-on, upon submission of a concentration of poverty square footage usage plan, based upon the following:

(a) School projects with an eligible enrollment of less than 600 are eligible for a concentration of poverty add-on of up to 1,000 gross square feet plus the concentration of poverty level percentage points above 55% multiplied by 60 gross square feet, up to a maximum of 2,500 gross square feet.

(b) School projects with an eligible enrollment between 600 and 900 students are eligible for a concentration of poverty add-on of up to 1,500 gross square feet plus the concentration of poverty level percentage points above 55% multiplied by 60 gross square feet, up to a maximum of 3,000 gross square feet.

(c) School projects with an eligible enrollment of more than 900 students are eligible for a concentration of poverty add-on of up to 2,000 gross square feet plus the concentration of poverty level percentage points above 55% multiplied by 60 gross square feet, up to a maximum of 3,500 gross square feet.

(5) *Gross Area Baseline English Learner Add-On.* School projects with an English learner population above 10% are eligible for an English learner square footage add-on, based upon the following:

(a) School projects with an eligible enrollment of less than 600 are eligible for an English learner add-on of 500 gross square feet plus the number of percentage points of the project school populations of English learners above 10%, multiplied by 25 gross square feet, up to a maximum of 1,500 gross square feet.

(b) School projects with an eligible enrollment between 600 and 900 students are eligible for an English learner add-on of 1,000 gross square feet plus the number of percentage points of the project school populations of English learners above 10%, multiplied by 25 gross square feet, up to a maximum of 2,000 gross square feet.

(c) School projects with an eligible enrollment of more than 900 students are eligible for an English learner add-on of 1,500 gross square feet plus the number of percentage points of the project school populations of English learners above 10%, multiplied by 25 gross square feet, up to a maximum of 2,500 gross square feet.

(6) *Gross Area Baseline Career and Technology Education Add-On.* School projects approved for Career and Technology Education Programs are eligible for a Career and Technology Education square footage add-on based upon the program size. Program size categorizations shall be periodically reviewed and updated by the IAC and published to the IAC website. IAC staff shall determine the program size categorization for each proposed project based upon a review of project submissions. Square footage allocations for program sizes are as follows:

(a) Extra small career and technology education programs receive an add-on of 500 gross square feet.

(b) Small career and technology education programs receive an add-on of 1,000 gross square feet.

(c) Medium career and technology education programs receive an add-on of 3,000 gross square feet.

(d) Large career and technology education programs receive an add-on of 4,000 gross square feet.

(e) Extra large career and technology education programs receive an add-on of 6,000 gross square feet.

F. — N. (text unchanged)

	MSDE APPROVED CTE PROGRAM	IAC GAB CTE Gross Square Foot Add-On Category
A.	Arts, Media and Communication	S
	Graphic Communication (PrintED)	M
	Interactive Media Production (IMP)	S
B.	Business Management and Finance	XS
	Academy of Finance (NAF)	XS
	Accounting and Finance	XS
	Business Administrative Services	XS
	Business Management	XS
	Marketing	XS
C.	Construction and Development	L
	Construction Design and Management	XS
	Construction Professions	L
	Carpentry	XL
	Electrical	L
	Plumbing	L
	Masonry	L
	Construction Maintenance	L
	HVAC	XL
	Industrial Maintenance	L
	Welding	L
D.	Consumer Services, Hospitality and Tourism	M
	Culinary Arts (ACF)	L
	Food and Beverage Management (ProStart)	M
	Hospitality and Tourism Management Program (HTMP)	S
	Careers in Cosmetology	M
E.	Environmental, Agriculture and Natural Resources	M
	Curriculum for Agricultural Science Education (CASE)	L
	Horticultural Services: Certified Professional Horticulturist (CPH)	M
F.	Health and Biosciences	S
	Academy of Health Professionals	S
	Project Lead The Way Biomedical Sciences	S
G.	Human Resources Services	XS
	Fire Science: Maryland Fire and Rescue Institute (MFRI)	XS
	Homeland Security and Emergency Preparedness	XS
	Childcare and Early Childhood Education	XS
	Teacher Academy of Maryland (TAM)	XS
H.	Information Technology	XS
	Academy of Information Technology (NAF)	S
	Database Academy (Oracle)	XS
	IT Networking Academy (CISCO)	S
	PLTW Computer Science	S
	Mobile Apps and Software Development (Apple)	XS
I.	Manufacturing, Engineering and Technology	M
	Project Lead The Way Engineering	M
	Manufacturing Engineering Technologies	M
J.	Transportation Technologies	XL
	Automotive Technician (NATEF)	XL
	Autobody/Collision Repair Technician (NATEF)	XL
	Medium-Heavy Truck Technician (NATEF)	XL
K.	Career Development and Research	XS
L.	Apprenticeship Maryland	XS

GAB Lookup Tables

Student Enrollment	Baseline SF per Student (Elementary)	Baseline SF per Student (Middle)	Baseline SF per Student (High)
100	153.00	147.00	165.00
101	153.00	147.00	165.00
102	153.00	147.00	165.00
103	153.00	147.00	165.00
104	153.00	147.00	165.00
105	153.00	147.00	165.00
106	153.00	147.00	165.00
107	153.00	147.00	165.00
108	153.00	147.00	165.00
109	153.00	147.00	165.00
110	153.00	147.00	165.00
111	153.00	147.00	165.00
112	153.00	147.00	165.00
113	153.00	147.00	165.00
114	153.00	147.00	165.00
115	153.00	147.00	165.00
116	153.00	147.00	165.00
117	153.00	147.00	165.00
118	153.00	147.00	165.00
119	153.00	147.00	165.00
120	153.00	147.00	165.00
121	153.00	147.00	165.00
122	153.00	147.00	165.00
123	153.00	147.00	165.00
124	153.00	147.00	165.00
125	153.00	147.00	165.00
126	153.00	147.00	165.00
127	153.00	147.00	165.00
128	153.00	147.00	165.00
129	153.00	147.00	165.00
130	153.00	147.00	165.00
131	153.00	147.00	165.00
132	153.00	147.00	165.00
133	153.00	147.00	165.00
134	153.00	147.00	165.00
135	153.00	147.00	165.00
136	153.00	147.00	165.00
137	153.00	147.00	165.00
138	153.00	147.00	165.00
139	153.00	147.00	165.00
140	153.00	147.00	165.00
141	153.00	147.00	165.00
142	153.00	147.00	165.00
143	153.00	147.00	165.00
144	153.00	147.00	165.00
145	153.00	147.00	165.00

Student Enrollment	Baseline SF per Student (Elementary)	Baseline SF per Student (Middle)	Baseline SF per Student (High)
146	153.00	147.00	165.00
147	153.00	147.00	165.00
148	153.00	147.00	165.00
149	153.00	147.00	165.00
150	153.00	147.00	165.00
151	153.00	147.00	165.00
152	153.00	147.00	165.00
153	153.00	147.00	165.00
154	153.00	147.00	165.00
155	153.00	147.00	165.00
156	153.00	147.00	165.00
157	153.00	147.00	165.00
158	153.00	147.00	165.00
159	153.00	147.00	165.00
160	153.00	147.00	165.00
161	153.00	147.00	165.00
162	153.00	147.00	165.00
163	153.00	147.00	165.00
164	153.00	147.00	165.00
165	153.00	147.00	165.00
166	153.00	147.00	165.00
167	153.00	147.00	165.00
168	153.00	147.00	165.00
169	153.00	147.00	165.00
170	153.00	147.00	165.00
171	153.00	147.00	165.00
172	153.00	147.00	165.00
173	153.00	147.00	165.00
174	153.00	147.00	165.00
175	153.00	147.00	165.00
176	153.00	147.00	165.00
177	153.00	147.00	165.00
178	153.00	147.00	165.00
179	153.00	147.00	165.00
180	153.00	147.00	165.00
181	153.00	147.00	165.00
182	153.00	147.00	165.00
183	153.00	147.00	165.00
184	153.00	147.00	165.00
185	153.00	147.00	165.00
186	153.00	147.00	165.00
187	153.00	147.00	165.00
188	153.00	147.00	165.00
189	153.00	147.00	165.00
190	153.00	147.00	165.00
191	153.00	147.00	165.00

GAB Lookup Tables

Student Enrollment	Baseline SF per Student (Elementary)	Baseline SF per Student (Middle)	Baseline SF per Student (High)
192	153.00	147.00	165.00
193	153.00	147.00	165.00
194	153.00	147.00	165.00
195	153.00	147.00	165.00
196	153.00	147.00	165.00
197	153.00	147.00	165.00
198	153.00	147.00	165.00
199	153.00	147.00	165.00
200	153.00	147.00	165.00
201	153.00	147.00	165.00
202	153.00	147.00	165.00
203	153.00	147.00	165.00
204	153.00	147.00	165.00
205	153.00	147.00	165.00
206	153.00	147.00	165.00
207	153.00	147.00	165.00
208	153.00	147.00	165.00
209	153.00	147.00	165.00
210	153.00	147.00	165.00
211	153.00	147.00	165.00
212	153.00	147.00	165.00
213	153.00	147.00	165.00
214	153.00	147.00	165.00
215	153.00	147.00	165.00
216	153.00	147.00	165.00
217	153.00	147.00	165.00
218	153.00	147.00	165.00
219	153.00	147.00	165.00
220	153.00	147.00	165.00
221	153.00	147.00	165.00
222	153.00	147.00	165.00
223	153.00	147.00	165.00
224	153.00	147.00	165.00
225	153.00	147.00	165.00
226	153.00	147.00	165.00
227	153.00	147.00	165.00
228	153.00	147.00	165.00
229	153.00	147.00	165.00
230	153.00	147.00	165.00
231	153.00	147.00	165.00
232	153.00	147.00	165.00
233	153.00	147.00	165.00
234	153.00	147.00	165.00
235	153.00	147.00	165.00
236	153.00	147.00	165.00
237	153.00	147.00	165.00

Student Enrollment	Baseline SF per Student (Elementary)	Baseline SF per Student (Middle)	Baseline SF per Student (High)
238	153.00	147.00	165.00
239	153.00	147.00	165.00
240	153.00	147.00	165.00
241	153.00	147.00	165.00
242	153.00	147.00	165.00
243	153.00	147.00	165.00
244	153.00	147.00	165.00
245	153.00	147.00	165.00
246	153.00	147.00	165.00
247	153.00	147.00	165.00
248	153.00	147.00	165.00
249	153.00	147.00	165.00
250	153.00	147.00	165.00
251	153.00	147.00	165.00
252	153.00	147.00	165.00
253	153.00	147.00	165.00
254	153.00	147.00	165.00
255	153.00	147.00	165.00
256	153.00	147.00	165.00
257	153.00	147.00	165.00
258	153.00	147.00	165.00
259	153.00	147.00	165.00
260	153.00	147.00	165.00
261	153.00	147.00	165.00
262	153.00	147.00	165.00
263	153.00	147.00	165.00
264	153.00	147.00	165.00
265	152.94	147.00	165.00
266	152.87	147.00	165.00
267	152.81	147.00	165.00
268	152.74	147.00	165.00
269	152.68	147.00	165.00
270	152.61	147.00	165.00
271	152.55	147.00	165.00
272	152.48	147.00	165.00
273	152.42	147.00	165.00
274	152.35	147.00	165.00
275	152.29	147.00	165.00
276	152.22	147.00	165.00
277	152.16	147.00	165.00
278	152.09	147.00	165.00
279	152.03	147.00	165.00
280	151.96	147.00	165.00
281	151.90	147.00	165.00
282	151.83	147.00	165.00
283	151.77	147.00	165.00

GAB Lookup Tables

Student Enrollment	Baseline SF per Student (Elementary)	Baseline SF per Student (Middle)	Baseline SF per Student (High)
284	151.70	147.00	165.00
285	151.64	147.00	165.00
286	151.57	147.00	165.00
287	151.51	147.00	165.00
288	151.44	147.00	165.00
289	151.38	147.00	165.00
290	151.31	147.00	165.00
291	151.25	147.00	165.00
292	151.18	147.00	165.00
293	151.12	147.00	165.00
294	151.05	147.00	165.00
295	150.99	147.00	165.00
296	150.92	147.00	165.00
297	150.86	147.00	165.00
298	150.79	147.00	165.00
299	150.73	147.00	165.00
300	150.66	147.00	165.00
301	150.60	147.00	165.00
302	150.53	147.00	165.00
303	150.47	147.00	165.00
304	150.40	147.00	165.00
305	150.34	147.00	165.00
306	150.27	147.00	165.00
307	150.21	147.00	165.00
308	150.14	147.00	165.00
309	150.08	147.00	165.00
310	150.01	147.00	165.00
311	149.95	147.00	165.00
312	149.88	147.00	165.00
313	149.82	147.00	165.00
314	149.75	147.00	165.00
315	149.69	147.00	165.00
316	149.62	147.00	165.00
317	149.56	147.00	165.00
318	149.49	147.00	165.00
319	149.43	147.00	165.00
320	149.36	147.00	165.00
321	149.30	147.00	165.00
322	149.23	147.00	165.00
323	149.17	147.00	165.00
324	149.10	147.00	165.00
325	149.04	147.00	165.00
326	148.97	147.00	165.00
327	148.91	147.00	165.00
328	148.84	147.00	165.00
329	148.78	147.00	165.00

Student Enrollment	Baseline SF per Student (Elementary)	Baseline SF per Student (Middle)	Baseline SF per Student (High)
330	148.71	147.00	165.00
331	148.65	147.00	165.00
332	148.58	147.00	165.00
333	148.52	147.00	165.00
334	148.45	147.00	165.00
335	148.39	147.00	165.00
336	148.32	147.00	165.00
337	148.26	147.00	165.00
338	148.19	147.00	165.00
339	148.13	147.00	165.00
340	148.06	147.00	165.00
341	148.00	147.00	165.00
342	147.93	147.00	165.00
343	147.87	147.00	165.00
344	147.80	147.00	165.00
345	147.74	147.00	165.00
346	147.67	147.00	165.00
347	147.61	147.00	165.00
348	147.54	147.00	165.00
349	147.48	147.00	165.00
350	147.41	147.00	165.00
351	147.35	147.00	165.00
352	147.28	147.00	165.00
353	147.22	147.00	165.00
354	147.15	147.00	165.00
355	147.09	147.00	165.00
356	147.02	147.00	165.00
357	146.96	147.00	165.00
358	146.89	147.00	165.00
359	146.83	147.00	165.00
360	146.76	147.00	165.00
361	146.70	147.00	165.00
362	146.63	147.00	165.00
363	146.57	147.00	165.00
364	146.50	147.00	165.00
365	146.44	147.00	165.00
366	146.37	147.00	165.00
367	146.31	147.00	165.00
368	146.24	147.00	165.00
369	146.18	147.00	165.00
370	146.11	147.00	165.00
371	146.05	147.00	165.00
372	145.98	147.00	165.00
373	145.92	147.00	165.00
374	145.85	147.00	165.00
375	145.79	147.00	165.00

GAB Lookup Tables

Student Enrollment	Baseline SF per Student (Elementary)	Baseline SF per Student (Middle)	Baseline SF per Student (High)
376	145.72	147.00	165.00
377	145.66	147.00	165.00
378	145.59	147.00	165.00
379	145.53	147.00	165.00
380	145.46	147.00	165.00
381	145.40	147.00	165.00
382	145.34	147.00	165.00
383	145.27	147.00	165.00
384	145.21	147.00	165.00
385	145.14	147.00	165.00
386	145.08	147.00	165.00
387	145.01	147.00	165.00
388	144.95	147.00	165.00
389	144.88	147.00	165.00
390	144.82	147.00	165.00
391	144.75	147.00	165.00
392	144.69	147.00	165.00
393	144.62	147.00	165.00
394	144.56	147.00	165.00
395	144.49	147.00	165.00
396	144.43	147.00	165.00
397	144.36	147.00	165.00
398	144.30	147.00	165.00
399	144.23	147.00	165.00
400	144.17	147.00	165.00
401	144.10	147.00	165.00
402	144.04	147.00	165.00
403	143.97	147.00	165.00
404	143.91	147.00	165.00
405	143.84	147.00	165.00
406	143.78	147.00	165.00
407	143.71	147.00	165.00
408	143.65	147.00	165.00
409	143.58	147.00	165.00
410	143.52	147.00	165.00
411	143.45	147.00	165.00
412	143.39	147.00	165.00
413	143.32	147.00	165.00
414	143.26	147.00	165.00
415	143.19	147.00	165.00
416	143.13	147.00	165.00
417	143.06	147.00	165.00
418	143.00	147.00	165.00
419	142.93	147.00	165.00
420	142.87	147.00	165.00
421	142.80	147.00	165.00

Student Enrollment	Baseline SF per Student (Elementary)	Baseline SF per Student (Middle)	Baseline SF per Student (High)
422	142.74	147.00	165.00
423	142.67	147.00	165.00
424	142.61	147.00	165.00
425	142.54	147.00	165.00
426	142.48	147.00	165.00
427	142.41	147.00	165.00
428	142.35	147.00	165.00
429	142.28	147.00	165.00
430	142.22	147.00	165.00
431	142.15	147.00	165.00
432	142.09	147.00	165.00
433	142.02	147.00	165.00
434	141.96	147.00	165.00
435	141.89	147.00	165.00
436	141.83	147.00	165.00
437	141.76	147.00	165.00
438	141.70	147.00	165.00
439	141.63	147.00	165.00
440	141.57	147.00	165.00
441	141.50	147.00	165.00
442	141.44	147.00	165.00
443	141.37	147.00	165.00
444	141.31	147.00	165.00
445	141.24	147.00	165.00
446	141.18	147.00	165.00
447	141.11	147.00	165.00
448	141.05	147.00	165.00
449	140.98	147.00	165.00
450	140.92	147.00	165.00
451	140.85	147.00	165.00
452	140.79	147.00	165.00
453	140.72	147.00	165.00
454	140.66	147.00	165.00
455	140.59	147.00	165.00
456	140.53	147.00	165.00
457	140.46	147.00	165.00
458	140.40	147.00	165.00
459	140.33	147.00	165.00
460	140.27	147.00	165.00
461	140.20	147.00	165.00
462	140.14	147.00	165.00
463	140.07	147.00	165.00
464	140.01	147.00	165.00
465	139.94	147.00	165.00
466	139.88	147.00	165.00
467	139.81	147.00	165.00

GAB Lookup Tables

Student Enrollment	Baseline SF per Student (Elementary)	Baseline SF per Student (Middle)	Baseline SF per Student (High)
468	139.75	147.00	165.00
469	139.68	147.00	165.00
470	139.62	147.00	165.00
471	139.55	147.00	165.00
472	139.49	147.00	165.00
473	139.42	147.00	165.00
474	139.36	147.00	165.00
475	139.29	147.00	165.00
476	139.23	147.00	165.00
477	139.16	147.00	165.00
478	139.10	147.00	165.00
479	139.03	147.00	165.00
480	138.97	147.00	165.00
481	138.90	147.00	165.00
482	138.84	147.00	165.00
483	138.77	147.00	165.00
484	138.71	147.00	165.00
485	138.64	147.00	165.00
486	138.58	147.00	165.00
487	138.51	147.00	165.00
488	138.45	147.00	165.00
489	138.38	147.00	165.00
490	138.32	147.00	165.00
491	138.25	147.00	165.00
492	138.19	147.00	165.00
493	138.12	147.00	165.00
494	138.06	147.00	165.00
495	137.99	147.00	165.00
496	137.93	147.00	165.00
497	137.86	147.00	165.00
498	137.80	147.00	165.00
499	137.74	147.00	165.00
500	137.8	147.00	165.00
501	137.74	147.00	165.00
502	137.67	147.00	165.00
503	137.61	147.00	165.00
504	137.55	147.00	165.00
505	137.49	147.00	165.00
506	137.42	147.00	165.00
507	137.36	147.00	165.00
508	137.30	147.00	165.00
509	137.24	147.00	165.00
510	137.17	147.00	165.00
511	137.11	147.00	165.00
512	137.05	147.00	165.00
513	136.98	147.00	165.00

Student Enrollment	Baseline SF per Student (Elementary)	Baseline SF per Student (Middle)	Baseline SF per Student (High)
514	136.92	147.00	165.00
515	136.86	147.00	165.00
516	136.80	147.00	165.00
517	136.73	147.00	165.00
518	136.67	147.00	165.00
519	136.61	147.00	165.00
520	136.55	147.00	165.00
521	136.48	147.00	165.00
522	136.42	147.00	165.00
523	136.36	147.00	165.00
524	136.30	147.00	165.00
525	136.23	147.00	165.00
526	136.17	147.00	165.00
527	136.11	147.00	165.00
528	136.04	147.00	165.00
529	135.98	147.00	165.00
530	135.92	147.00	165.00
531	135.86	147.00	165.00
532	135.79	147.00	165.00
533	135.73	147.00	165.00
534	135.67	147.00	165.00
535	135.61	147.00	165.00
536	135.54	147.00	165.00
537	135.48	147.00	165.00
538	135.42	147.00	165.00
539	135.35	147.00	165.00
540	135.29	147.00	165.00
541	135.23	147.00	165.00
542	135.17	147.00	165.00
543	135.10	146.99	165.00
544	135.04	146.96	165.00
545	134.98	146.94	165.00
546	134.92	146.91	165.00
547	134.85	146.89	165.00
548	134.79	146.86	165.00
549	134.73	146.84	165.00
550	134.66	146.81	165.00
551	134.60	146.78	165.00
552	134.54	146.76	165.00
553	134.48	146.73	165.00
554	134.41	146.71	165.00
555	134.35	146.68	165.00
556	134.29	146.66	165.00
557	134.23	146.63	165.00
558	134.16	146.61	165.00
559	134.10	146.58	165.00

GAB Lookup Tables

Student Enrollment	Baseline SF per Student (Elementary)	Baseline SF per Student (Middle)	Baseline SF per Student (High)
560	134.04	146.56	165.00
561	133.98	146.53	165.00
562	133.91	146.51	165.00
563	133.85	146.48	165.00
564	133.79	146.46	165.00
565	133.72	146.43	165.00
566	133.66	146.41	165.00
567	133.60	146.38	165.00
568	133.54	146.36	165.00
569	133.47	146.33	165.00
570	133.41	146.31	165.00
571	133.35	146.28	165.00
572	133.29	146.26	165.00
573	133.22	146.23	165.00
574	133.16	146.20	165.00
575	133.10	146.18	165.00
576	133.03	146.15	165.00
577	132.97	146.13	165.00
578	132.91	146.10	165.00
579	132.85	146.08	165.00
580	132.78	146.05	165.00
581	132.72	146.03	165.00
582	132.66	146.00	165.00
583	132.60	145.98	165.00
584	132.53	145.95	165.00
585	132.47	145.93	165.00
586	132.41	145.90	165.00
587	132.35	145.88	165.00
588	132.28	145.85	165.00
589	132.22	145.83	165.00
590	132.16	145.80	165.00
591	132.09	145.78	165.00
592	132.03	145.75	165.00
593	131.97	145.73	165.00
594	131.91	145.70	165.00
595	131.84	145.68	165.00
596	131.78	145.65	165.00
597	131.72	145.62	165.00
598	131.66	145.60	165.00
599	131.59	145.57	165.00
600	131.53	145.55	165.00
601	131.47	145.52	165.00
602	131.40	145.50	165.00
603	131.34	145.47	165.00
604	131.28	145.45	165.00
605	131.22	145.42	165.00

Student Enrollment	Baseline SF per Student (Elementary)	Baseline SF per Student (Middle)	Baseline SF per Student (High)
606	131.15	145.40	165.00
607	131.09	145.37	165.00
608	131.03	145.35	165.00
609	130.97	145.32	165.00
610	130.90	145.30	165.00
611	130.84	145.27	165.00
612	130.78	145.25	165.00
613	130.71	145.22	165.00
614	130.65	145.20	165.00
615	130.59	145.17	165.00
616	130.53	145.15	165.00
617	130.46	145.12	165.00
618	130.40	145.09	165.00
619	130.34	145.07	165.00
620	130.28	145.04	165.00
621	130.21	145.02	165.00
622	130.15	144.99	165.00
623	130.09	144.97	165.00
624	130.03	144.94	165.00
625	129.96	144.92	165.00
626	129.90	144.89	165.00
627	129.84	144.87	165.00
628	129.77	144.84	165.00
629	129.71	144.82	165.00
630	129.65	144.79	165.00
631	129.59	144.77	165.00
632	129.52	144.74	165.00
633	129.46	144.72	165.00
634	129.40	144.69	165.00
635	129.34	144.67	165.00
636	129.27	144.64	165.00
637	129.21	144.62	165.00
638	129.15	144.59	165.00
639	129.08	144.57	165.00
640	129.02	144.54	165.00
641	128.96	144.51	165.00
642	128.90	144.49	165.00
643	128.83	144.46	165.00
644	128.77	144.44	165.00
645	128.71	144.41	165.00
646	128.65	144.39	165.00
647	128.58	144.36	165.00
648	128.52	144.34	165.00
649	128.46	144.31	165.00
650	128.39	144.29	165.00
651	128.33	144.26	165.00

GAB Lookup Tables

Student Enrollment	Baseline SF per Student (Elementary)	Baseline SF per Student (Middle)	Baseline SF per Student (High)
652	128.27	144.24	165.00
653	128.21	144.21	165.00
654	128.14	144.19	165.00
655	128.08	144.16	165.00
656	128.02	144.14	165.00
657	127.96	144.11	165.00
658	127.89	144.09	165.00
659	127.83	144.06	165.00
660	127.77	144.04	165.00
661	127.71	144.01	165.00
662	127.64	143.99	165.00
663	127.58	143.96	165.00
664	127.52	143.93	165.00
665	127.45	143.91	165.00
666	127.39	143.88	165.00
667	127.33	143.86	165.00
668	127.27	143.83	165.00
669	127.20	143.81	165.00
670	127.14	143.78	165.00
671	127.08	143.76	165.00
672	127.02	143.73	165.00
673	126.95	143.71	165.00
674	126.89	143.68	165.00
675	126.83	143.66	165.00
676	126.76	143.63	165.00
677	126.70	143.61	165.00
678	126.64	143.58	165.00
679	126.58	143.56	165.00
680	126.51	143.53	165.00
681	126.45	143.51	165.00
682	126.39	143.48	165.00
683	126.33	143.46	165.00
684	126.26	143.43	165.00
685	126.20	143.41	165.00
686	126.14	143.38	165.00
687	126.07	143.35	165.00
688	126.01	143.33	165.00
689	125.95	143.30	165.00
690	125.89	143.28	165.00
691	125.82	143.25	165.00
692	125.76	143.23	165.00
693	125.70	143.20	165.00
694	125.64	143.18	165.00
695	125.57	143.15	165.00
696	125.51	143.13	165.00
697	125.45	143.10	165.00

Student Enrollment	Baseline SF per Student (Elementary)	Baseline SF per Student (Middle)	Baseline SF per Student (High)
698	125.39	143.08	165.00
699	125.32	143.05	165.00
700	125.26	143.03	165.00
701	125.20	143.00	165.00
702	125.13	142.98	165.00
703	125.07	142.95	165.00
704	125.01	142.93	165.00
705	124.95	142.90	165.00
706	124.88	142.88	165.00
707	124.82	142.85	165.00
708	124.76	142.82	165.00
709	124.70	142.80	165.00
710	124.63	142.77	165.00
711	124.57	142.75	165.00
712	124.51	142.72	165.00
713	124.44	142.70	165.00
714	124.38	142.67	165.00
715	124.32	142.65	165.00
716	124.26	142.62	165.00
717	124.19	142.60	165.00
718	124.13	142.57	165.00
719	124.07	142.55	165.00
720	124.01	142.52	165.00
721	123.94	142.50	165.00
722	123.88	142.47	165.00
723	123.82	142.45	165.00
724	123.76	142.42	165.00
725	123.69	142.40	165.00
726	123.63	142.37	165.00
727	123.57	142.35	165.00
728	123.50	142.32	165.00
729	123.44	142.30	165.00
730	123.38	142.27	165.00
731	123.32	142.24	165.00
732	123.25	142.22	165.00
733	123.19	142.19	165.00
734	123.13	142.17	165.00
735	123.07	142.14	165.00
736	123.00	142.12	165.00
737	122.94	142.09	165.00
738	122.88	142.07	165.00
739	122.81	142.04	165.00
740	122.75	142.02	165.00
741	122.69	141.99	165.00
742	122.63	141.97	165.00
743	122.56	141.94	165.00

GAB Lookup Tables

Student Enrollment	Baseline SF per Student (Elementary)	Baseline SF per Student (Middle)	Baseline SF per Student (High)
744	122.50	141.92	165.00
745	122.44	141.89	165.00
746	122.38	141.87	165.00
747	122.31	141.84	165.00
748	122.25	141.82	165.00
749	122.19	141.79	165.00
750	122.12	141.77	165.00
751	122.06	141.74	165.00
752	122.00	141.72	165.00
753	121.94	141.69	165.00
754	121.87	141.66	165.00
755	121.81	141.64	165.00
756	121.75	141.61	165.00
757	121.69	141.59	165.00
758	121.62	141.56	165.00
759	121.56	141.54	165.00
760	121.50	141.51	165.00
761	121.44	141.49	165.00
762	121.37	141.46	165.00
763	121.31	141.44	165.00
764	121.25	141.41	165.00
765	121.21	141.39	165.00
766	121.18	141.36	165.00
767	121.15	141.34	165.00
768	121.11	141.31	165.00
769	121.08	141.29	165.00
770	121.04	141.26	165.00
771	121.01	141.24	165.00
772	120.98	141.21	165.00
773	120.94	141.19	165.00
774	120.91	141.16	165.00
775	120.87	141.13	165.00
776	120.84	141.11	165.00
777	120.81	141.08	165.00
778	120.77	141.06	165.00
779	120.74	141.03	165.00
780	120.71	141.01	165.00
781	120.67	140.98	165.00
782	120.64	140.96	165.00
783	120.60	140.93	165.00
784	120.57	140.91	165.00
785	120.54	140.88	165.00
786	120.50	140.86	165.00
787	120.47	140.83	165.00
788	120.43	140.81	165.00
789	120.40	140.78	165.00

Student Enrollment	Baseline SF per Student (Elementary)	Baseline SF per Student (Middle)	Baseline SF per Student (High)
790	120.37	140.76	165.00
791	120.33	140.73	165.00
792	120.30	140.71	165.00
793	120.27	140.68	165.00
794	120.23	140.66	165.00
795	120.20	140.63	165.00
796	120.16	140.61	165.00
797	120.13	140.58	165.00
798	120.10	140.55	165.00
799	120.06	140.53	165.00
800	120.03	140.50	165.00
801	119.99	140.48	165.00
802	119.96	140.45	165.00
803	119.93	140.43	165.00
804	119.89	140.40	165.00
805	119.86	140.38	165.00
806	119.83	140.35	165.00
807	119.79	140.33	165.00
808	119.76	140.30	165.00
809	119.72	140.28	165.00
810	119.69	140.25	165.00
811	119.66	140.23	165.00
812	119.62	140.20	165.00
813	119.59	140.18	165.00
814	119.55	140.15	165.00
815	119.52	140.13	165.00
816	119.49	140.10	165.00
817	119.45	140.08	165.00
818	119.42	140.05	165.00
819	119.39	140.03	165.00
820	119.35	140.00	165.00
821	119.32	139.97	165.00
822	119.28	139.95	165.00
823	119.25	139.92	165.00
824	119.22	139.90	165.00
825	119.18	139.87	165.00
826	119.15	139.85	165.00
827	119.11	139.82	165.00
828	119.08	139.80	165.00
829	119.05	139.77	165.00
830	119.01	139.75	165.00
831	118.98	139.72	165.00
832	118.95	139.70	165.00
833	118.91	139.67	165.00
834	118.88	139.65	165.00
835	118.84	139.62	165.00

GAB Lookup Tables

Student Enrollment	Baseline SF per Student (Elementary)	Baseline SF per Student (Middle)	Baseline SF per Student (High)
836	118.81	139.60	165.00
837	118.78	139.57	165.00
838	118.74	139.55	165.00
839	118.71	139.52	165.00
840	118.67	139.50	165.00
841	118.64	139.47	165.00
842	118.61	139.45	165.00
843	118.57	139.42	165.00
844	118.54	139.39	165.00
845	118.51	139.37	165.00
846	118.47	139.34	165.00
847	118.44	139.32	165.00
848	118.40	139.29	165.00
849	118.37	139.27	165.00
850	118.34	139.24	165.00
851	118.30	139.22	164.99
852	118.27	139.19	164.97
853	118.23	139.17	164.96
854	118.20	139.14	164.94
855	118.17	139.12	164.93
856	118.13	139.09	164.91
857	118.10	139.07	164.90
858	118.07	139.04	164.88
859	118.03	139.02	164.87
860	118.00	138.99	164.85
861	117.96	138.97	164.84
862	117.93	138.94	164.83
863	117.90	138.92	164.81
864	117.86	138.89	164.80
865	117.83	138.86	164.78
866	117.79	138.84	164.77
867	117.76	138.81	164.75
868	117.73	138.79	164.74
869	117.69	138.76	164.72
870	117.66	138.74	164.71
871	117.63	138.71	164.69
872	117.59	138.69	164.68
873	117.56	138.66	164.67
874	117.52	138.64	164.65
875	117.49	138.61	164.64
876	117.46	138.59	164.62
877	117.42	138.56	164.61
878	117.39	138.54	164.59
879	117.35	138.51	164.58
880	117.32	138.49	164.56
881	117.29	138.46	164.55

Student Enrollment	Baseline SF per Student (Elementary)	Baseline SF per Student (Middle)	Baseline SF per Student (High)
882	117.25	138.44	164.54
883	117.22	138.41	164.52
884	117.18	138.39	164.51
885	117.15	138.36	164.49
886	117.12	138.34	164.48
887	117.08	138.31	164.46
888	117.05	138.28	164.45
889	117.01	138.26	164.43
890	116.98	138.23	164.42
891	116.95	138.21	164.40
892	116.91	138.18	164.39
893	116.88	138.16	164.38
894	116.84	138.13	164.36
895	116.81	138.11	164.35
896	116.77	138.08	164.33
897	116.74	138.06	164.32
898	116.71	138.03	164.30
899	116.67	138.01	164.29
900	116.64	137.98	164.27
901	116.60	137.96	164.26
902	116.57	137.93	164.24
903	116.54	137.91	164.23
904	116.50	137.88	164.22
905	116.47	137.86	164.20
906	116.43	137.83	164.19
907	116.40	137.81	164.17
908	116.37	137.78	164.16
909	116.33	137.76	164.14
910	116.30	137.73	164.13
911	116.26	137.70	164.11
912	116.23	137.68	164.10
913	116.20	137.65	164.08
914	116.16	137.63	164.07
915	116.13	137.60	164.06
916	116.09	137.58	164.04
917	116.06	137.55	164.03
918	116.03	137.53	164.01
919	115.99	137.50	164.00
920	115.96	137.48	163.98
921	115.92	137.45	163.97
922	115.89	137.43	163.95
923	115.86	137.40	163.94
924	115.82	137.38	163.93
925	115.79	137.35	163.91
926	115.75	137.33	163.90
927	115.72	137.30	163.88

GAB Lookup Tables

Student Enrollment	Baseline SF per Student (Elementary)	Baseline SF per Student (Middle)	Baseline SF per Student (High)
928	115.69	137.28	163.87
929	115.65	137.25	163.85
930	115.62	137.23	163.84
931	115.58	137.20	163.82
932	115.55	137.18	163.81
933	115.51	137.15	163.79
934	115.48	137.12	163.78
935	115.45	137.10	163.77
936	115.41	137.07	163.75
937	115.38	137.05	163.74
938	115.34	137.02	163.72
939	115.31	137.00	163.71
940	115.28	136.97	163.69
941	115.24	136.95	163.68
942	115.21	136.92	163.66
943	115.17	136.90	163.65
944	115.14	136.87	163.63
945	115.11	136.85	163.62
946	115.07	136.82	163.61
947	115.04	136.80	163.59
948	115.00	136.77	163.58
949	114.97	136.75	163.56
950	114.97	136.72	163.55
951	114.98	136.70	163.53
952	115.00	136.67	163.52
953	115.00	136.65	163.50
954	115.00	136.62	163.49
955	115.00	136.59	163.47
956	115.00	136.57	163.46
957	115.00	136.54	163.45
958	115.00	136.52	163.43
959	115.00	136.49	163.42
960	115.00	136.47	163.40
961	115.00	136.44	163.39
962	115.00	136.42	163.37
963	115.00	136.39	163.36
964	115.00	136.37	163.34
965	115.00	136.34	163.33
966	115.00	136.32	163.31
967	115.00	136.29	163.30
968	115.00	136.27	163.29
969	115.00	136.24	163.27
970	115.00	136.22	163.26
971	115.00	136.19	163.24
972	115.00	136.17	163.23
973	115.00	136.14	163.21

Student Enrollment	Baseline SF per Student (Elementary)	Baseline SF per Student (Middle)	Baseline SF per Student (High)
974	115.00	136.12	163.20
975	115.00	136.09	163.18
976	115.00	136.07	163.17
977	115.00	136.04	163.16
978	115.00	136.01	163.14
979	115.00	135.99	163.13
980	115.00	135.96	163.11
981	115.00	135.94	163.10
982	115.00	135.91	163.08
983	115.00	135.89	163.07
984	115.00	135.86	163.05
985	115.00	135.84	163.04
986	115.00	135.81	163.02
987	115.00	135.79	163.01
988	115.00	135.76	163.00
989	115.00	135.74	162.98
990	115.00	135.71	162.97
991	115.00	135.69	162.95
992	115.00	135.66	162.94
993	115.00	135.64	162.92
994	115.00	135.61	162.91
995	115.00	135.59	162.89
996	115.00	135.56	162.88
997	115.00	135.54	162.86
998	115.00	135.51	162.85
999	115.00	135.49	162.84
1000	115.00	135.46	162.82
1001	115.00	135.44	162.81
1002	115.00	135.41	162.79
1003	115.00	135.39	162.78
1004	115.00	135.36	162.76
1005	115.00	135.34	162.75
1006	115.00	135.31	162.73
1007	115.00	135.29	162.72
1008	115.00	135.27	162.70
1009	115.00	135.24	162.69
1010	115.00	135.22	162.68
1011	115.00	135.19	162.66
1012	115.00	135.17	162.65
1013	115.00	135.15	162.63
1014	115.00	135.12	162.62
1015	115.00	135.10	162.60
1016	115.00	135.07	162.59
1017	115.00	135.05	162.57
1018	115.00	135.02	162.56
1019	115.00	135.00	162.54

GAB Lookup Tables

Student Enrollment	Baseline SF per Student (Elementary)	Baseline SF per Student (Middle)	Baseline SF per Student (High)
1020	115.00	134.98	162.53
1021	115.00	134.95	162.52
1022	115.00	134.93	162.50
1023	115.00	134.90	162.49
1024	115.00	134.88	162.47
1025	115.00	134.86	162.46
1026	115.00	134.83	162.44
1027	115.00	134.81	162.43
1028	115.00	134.78	162.41
1029	115.00	134.76	162.40
1030	115.00	134.73	162.39
1031	115.00	134.71	162.37
1032	115.00	134.69	162.36
1033	115.00	134.66	162.34
1034	115.00	134.64	162.33
1035	115.00	134.61	162.31
1036	115.00	134.59	162.30
1037	115.00	134.56	162.28
1038	115.00	134.54	162.27
1039	115.00	134.52	162.25
1040	115.00	134.49	162.24
1041	115.00	134.47	162.23
1042	115.00	134.44	162.21
1043	115.00	134.42	162.20
1044	115.00	134.40	162.18
1045	115.00	134.37	162.17
1046	115.00	134.35	162.15
1047	115.00	134.32	162.14
1048	115.00	134.30	162.12
1049	115.00	134.27	162.11
1050	115.00	134.25	162.09
1051	115.00	134.23	162.08
1052	115.00	134.20	162.07
1053	115.00	134.18	162.05
1054	115.00	134.15	162.04
1055	115.00	134.13	162.02
1056	115.00	134.10	162.01
1057	115.00	134.08	161.99
1058	115.00	134.06	161.98
1059	115.00	134.03	161.96
1060	115.00	134.01	161.95
1061	115.00	133.98	161.93
1062	115.00	133.96	161.92
1063	115.00	133.94	161.91
1064	115.00	133.91	161.89
1065	115.00	133.89	161.88

Student Enrollment	Baseline SF per Student (Elementary)	Baseline SF per Student (Middle)	Baseline SF per Student (High)
1066	115.00	133.86	161.86
1067	115.00	133.84	161.85
1068	115.00	133.81	161.83
1069	115.00	133.79	161.82
1070	115.00	133.77	161.80
1071	115.00	133.74	161.79
1072	115.00	133.72	161.78
1073	115.00	133.69	161.76
1074	115.00	133.67	161.75
1075	115.00	133.64	161.73
1076	115.00	133.62	161.72
1077	115.00	133.60	161.70
1078	115.00	133.57	161.69
1079	115.00	133.55	161.67
1080	115.00	133.52	161.66
1081	115.00	133.50	161.64
1082	115.00	133.48	161.63
1083	115.00	133.45	161.62
1084	115.00	133.43	161.60
1085	115.00	133.40	161.59
1086	115.00	133.38	161.57
1087	115.00	133.35	161.56
1088	115.00	133.33	161.54
1089	115.00	133.31	161.53
1090	115.00	133.28	161.51
1091	115.00	133.26	161.50
1092	115.00	133.23	161.48
1093	115.00	133.21	161.47
1094	115.00	133.19	161.46
1095	115.00	133.16	161.44
1096	115.00	133.14	161.43
1097	115.00	133.11	161.41
1098	115.00	133.09	161.40
1099	115.00	133.06	161.38
1100	115.00	133.04	161.37
1101	115.00	133.02	161.35
1102	115.00	132.99	161.34
1103	115.00	132.97	161.32
1104	115.00	132.94	161.31
1105	115.00	132.92	161.30
1106	115.00	132.89	161.28
1107	115.00	132.87	161.27
1108	115.00	132.85	161.25
1109	115.00	132.82	161.24
1110	115.00	132.80	161.22
1111	115.00	132.77	161.21

GAB Lookup Tables

Student Enrollment	Baseline SF per Student (Elementary)	Baseline SF per Student (Middle)	Baseline SF per Student (High)
1112	115.00	132.75	161.19
1113	115.00	132.73	161.18
1114	115.00	132.70	161.16
1115	115.00	132.68	161.15
1116	115.00	132.65	161.14
1117	115.00	132.63	161.12
1118	115.00	132.60	161.11
1119	115.00	132.58	161.09
1120	115.00	132.56	161.08
1121	115.00	132.53	161.06
1122	115.00	132.51	161.05
1123	115.00	132.48	161.03
1124	115.00	132.46	161.02
1125	115.00	132.43	161.01
1126	115.00	132.41	160.99
1127	115.00	132.39	160.98
1128	115.00	132.36	160.96
1129	115.00	132.34	160.95
1130	115.00	132.31	160.93
1131	115.00	132.29	160.92
1132	115.00	132.27	160.90
1133	115.00	132.24	160.89
1134	115.00	132.22	160.87
1135	115.00	132.19	160.86
1136	115.00	132.17	160.85
1137	115.00	132.14	160.83
1138	115.00	132.12	160.82
1139	115.00	132.10	160.80
1140	115.00	132.07	160.79
1141	115.00	132.05	160.77
1142	115.00	132.02	160.76
1143	115.00	132.00	160.74
1144	115.00	131.98	160.73
1145	115.00	131.95	160.71
1146	115.00	131.93	160.70
1147	115.00	131.90	160.69
1148	115.00	131.88	160.67
1149	115.00	131.85	160.66
1150	115.00	131.83	160.64
1151	115.00	131.81	160.63
1152	115.00	131.78	160.61
1153	115.00	131.76	160.60
1154	115.00	131.73	160.58
1155	115.00	131.71	160.57
1156	115.00	131.68	160.55
1157	115.00	131.66	160.54

Student Enrollment	Baseline SF per Student (Elementary)	Baseline SF per Student (Middle)	Baseline SF per Student (High)
1158	115.00	131.64	160.53
1159	115.00	131.61	160.51
1160	115.00	131.59	160.50
1161	115.00	131.56	160.48
1162	115.00	131.54	160.47
1163	115.00	131.52	160.45
1164	115.00	131.49	160.44
1165	115.00	131.47	160.42
1166	115.00	131.44	160.41
1167	115.00	131.42	160.39
1168	115.00	131.39	160.38
1169	115.00	131.37	160.37
1170	115.00	131.35	160.35
1171	115.00	131.32	160.34
1172	115.00	131.30	160.32
1173	115.00	131.27	160.31
1174	115.00	131.25	160.29
1175	115.00	131.22	160.28
1176	115.00	131.20	160.26
1177	115.00	131.18	160.25
1178	115.00	131.15	160.24
1179	115.00	131.13	160.22
1180	115.00	131.10	160.21
1181	115.00	131.08	160.19
1182	115.00	131.06	160.18
1183	115.00	131.03	160.16
1184	115.00	131.01	160.15
1185	115.00	130.98	160.13
1186	115.00	130.96	160.12
1187	115.00	130.93	160.10
1188	115.00	130.91	160.09
1189	115.00	130.89	160.08
1190	115.00	130.86	160.06
1191	115.00	130.84	160.05
1192	115.00	130.81	160.03
1193	115.00	130.79	160.02
1194	115.00	130.77	160.00
1195	115.00	130.74	159.99
1196	115.00	130.72	159.97
1197	115.00	130.69	159.96
1198	115.00	130.67	159.94
1199	115.00	130.64	159.93
1200	115.00	130.62	159.92
1201	115.00	130.60	159.90
1202	115.00	130.57	159.89
1203	115.00	130.55	159.87

GAB Lookup Tables

Student Enrollment	Baseline SF per Student (Elementary)	Baseline SF per Student (Middle)	Baseline SF per Student (High)
1204	115.00	130.52	159.86
1205	115.00	130.50	159.84
1206	115.00	130.47	159.83
1207	115.00	130.45	159.81
1208	115.00	130.43	159.80
1209	115.00	130.40	159.78
1210	115.00	130.38	159.77
1211	115.00	130.35	159.76
1212	115.00	130.33	159.74
1213	115.00	130.31	159.73
1214	115.00	130.28	159.71
1215	115.00	130.26	159.70
1216	115.00	130.23	159.68
1217	115.00	130.21	159.67
1218	115.00	130.18	159.65
1219	115.00	130.16	159.64
1220	115.00	130.14	159.63
1221	115.00	130.11	159.61
1222	115.00	130.09	159.60
1223	115.00	130.06	159.58
1224	115.00	130.04	159.57
1225	115.00	130.01	159.55
1226	115.00	129.99	159.54
1227	115.00	129.97	159.52
1228	115.00	129.94	159.51
1229	115.00	129.92	159.49
1230	115.00	129.89	159.48
1231	115.00	129.87	159.47
1232	115.00	129.85	159.45
1233	115.00	129.82	159.44
1234	115.00	129.80	159.42
1235	115.00	129.77	159.41
1236	115.00	129.75	159.39
1237	115.00	129.72	159.38
1238	115.00	129.70	159.36
1239	115.00	129.68	159.35
1240	115.00	129.65	159.33
1241	115.00	129.63	159.32
1242	115.00	129.60	159.31
1243	115.00	129.58	159.29
1244	115.00	129.56	159.28
1245	115.00	129.53	159.26
1246	115.00	129.51	159.25
1247	115.00	129.48	159.23
1248	115.00	129.46	159.22
1249	115.00	129.43	159.20

Student Enrollment	Baseline SF per Student (Elementary)	Baseline SF per Student (Middle)	Baseline SF per Student (High)
1250	115.00	129.41	159.19
1251	115.00	129.39	159.17
1252	115.00	129.36	159.16
1253	115.00	129.34	159.15
1254	115.00	129.31	159.13
1255	115.00	129.29	159.12
1256	115.00	129.26	159.10
1257	115.00	129.24	159.09
1258	115.00	129.22	159.07
1259	115.00	129.19	159.06
1260	115.00	129.17	159.04
1261	115.00	129.14	159.03
1262	115.00	129.12	159.01
1263	115.00	129.10	159.00
1264	115.00	129.07	158.99
1265	115.00	129.05	158.97
1266	115.00	129.02	158.96
1267	115.00	129.00	158.94
1268	115.00	128.97	158.93
1269	115.00	128.95	158.91
1270	115.00	128.93	158.90
1271	115.00	128.90	158.88
1272	115.00	128.88	158.87
1273	115.00	128.85	158.86
1274	115.00	128.83	158.84
1275	115.00	128.80	158.83
1276	115.00	128.78	158.81
1277	115.00	128.76	158.80
1278	115.00	128.73	158.78
1279	115.00	128.71	158.77
1280	115.00	128.68	158.75
1281	115.00	128.66	158.74
1282	115.00	128.64	158.72
1283	115.00	128.61	158.71
1284	115.00	128.59	158.70
1285	115.00	128.56	158.68
1286	115.00	128.54	158.67
1287	115.00	128.51	158.65
1288	115.00	128.49	158.64
1289	115.00	128.47	158.62
1290	115.00	128.44	158.61
1291	115.00	128.42	158.59
1292	115.00	128.39	158.58
1293	115.00	128.37	158.56
1294	115.00	128.35	158.55
1295	115.00	128.32	158.54

GAB Lookup Tables

Student Enrollment	Baseline SF per Student (Elementary)	Baseline SF per Student (Middle)	Baseline SF per Student (High)
1296	115.00	128.30	158.52
1297	115.00	128.27	158.51
1298	115.00	128.25	158.49
1299	115.00	128.22	158.48
1300	115.00	128.20	158.46
1301	115.00	128.18	158.45
1302	115.00	128.15	158.43
1303	115.00	128.13	158.42
1304	115.00	128.10	158.40
1305	115.00	128.08	158.39
1306	115.00	128.05	158.38
1307	115.00	128.03	158.36
1308	115.00	128.01	158.35
1309	115.00	128.00	158.33
1310	115.00	128.00	158.32
1311	115.00	128.00	158.30
1312	115.00	128.00	158.29
1313	115.00	128.00	158.27
1314	115.00	128.00	158.26
1315	115.00	128.00	158.24
1316	115.00	128.00	158.23
1317	115.00	128.00	158.22
1318	115.00	128.00	158.20
1319	115.00	128.00	158.19
1320	115.00	128.00	158.17
1321	115.00	128.00	158.16
1322	115.00	128.00	158.14
1323	115.00	128.00	158.13
1324	115.00	128.00	158.11
1325	115.00	128.00	158.10
1326	115.00	128.00	158.09
1327	115.00	128.00	158.07
1328	115.00	128.00	158.06
1329	115.00	128.00	158.04
1330	115.00	128.00	158.03
1331	115.00	128.00	158.01
1332	115.00	128.00	158.00
1333	115.00	128.00	157.98
1334	115.00	128.00	157.97
1335	115.00	128.00	157.95
1336	115.00	128.00	157.94
1337	115.00	128.00	157.93
1338	115.00	128.00	157.91
1339	115.00	128.00	157.90
1340	115.00	128.00	157.88
1341	115.00	128.00	157.87

Student Enrollment	Baseline SF per Student (Elementary)	Baseline SF per Student (Middle)	Baseline SF per Student (High)
1342	115.00	128.00	157.85
1343	115.00	128.00	157.84
1344	115.00	128.00	157.82
1345	115.00	128.00	157.81
1346	115.00	128.00	157.79
1347	115.00	128.00	157.78
1348	115.00	128.00	157.77
1349	115.00	128.00	157.75
1350	115.00	128.00	157.74
1351	115.00	128.00	157.72
1352	115.00	128.00	157.71
1353	115.00	128.00	157.69
1354	115.00	128.00	157.68
1355	115.00	128.00	157.66
1356	115.00	128.00	157.65
1357	115.00	128.00	157.63
1358	115.00	128.00	157.62
1359	115.00	128.00	157.61
1360	115.00	128.00	157.59
1361	115.00	128.00	157.58
1362	115.00	128.00	157.56
1363	115.00	128.00	157.55
1364	115.00	128.00	157.53
1365	115.00	128.00	157.52
1366	115.00	128.00	157.50
1367	115.00	128.00	157.49
1368	115.00	128.00	157.48
1369	115.00	128.00	157.46
1370	115.00	128.00	157.45
1371	115.00	128.00	157.43
1372	115.00	128.00	157.42
1373	115.00	128.00	157.40
1374	115.00	128.00	157.39
1375	115.00	128.00	157.37
1376	115.00	128.00	157.36
1377	115.00	128.00	157.34
1378	115.00	128.00	157.33
1379	115.00	128.00	157.32
1380	115.00	128.00	157.30
1381	115.00	128.00	157.29
1382	115.00	128.00	157.27
1383	115.00	128.00	157.26
1384	115.00	128.00	157.24
1385	115.00	128.00	157.23
1386	115.00	128.00	157.21
1387	115.00	128.00	157.20

GAB Lookup Tables

Student Enrollment	Baseline SF per Student (Elementary)	Baseline SF per Student (Middle)	Baseline SF per Student (High)
1388	115.00	128.00	157.18
1389	115.00	128.00	157.17
1390	115.00	128.00	157.16
1391	115.00	128.00	157.14
1392	115.00	128.00	157.13
1393	115.00	128.00	157.11
1394	115.00	128.00	157.10
1395	115.00	128.00	157.08
1396	115.00	128.00	157.07
1397	115.00	128.00	157.05
1398	115.00	128.00	157.04
1399	115.00	128.00	157.02
1400	115.00	128.00	157.01
1401	115.00	128.00	157.00
1402	115.00	128.00	156.98
1403	115.00	128.00	156.97
1404	115.00	128.00	156.95
1405	115.00	128.00	156.94
1406	115.00	128.00	156.92
1407	115.00	128.00	156.91
1408	115.00	128.00	156.89
1409	115.00	128.00	156.88
1410	115.00	128.00	156.86
1411	115.00	128.00	156.85
1412	115.00	128.00	156.84
1413	115.00	128.00	156.82
1414	115.00	128.00	156.81
1415	115.00	128.00	156.79
1416	115.00	128.00	156.78
1417	115.00	128.00	156.76
1418	115.00	128.00	156.75
1419	115.00	128.00	156.73
1420	115.00	128.00	156.72
1421	115.00	128.00	156.71
1422	115.00	128.00	156.69
1423	115.00	128.00	156.68
1424	115.00	128.00	156.66
1425	115.00	128.00	156.65
1426	115.00	128.00	156.63
1427	115.00	128.00	156.62
1428	115.00	128.00	156.60
1429	115.00	128.00	156.59
1430	115.00	128.00	156.57
1431	115.00	128.00	156.56
1432	115.00	128.00	156.55
1433	115.00	128.00	156.53

Student Enrollment	Baseline SF per Student (Elementary)	Baseline SF per Student (Middle)	Baseline SF per Student (High)
1434	115.00	128.00	156.52
1435	115.00	128.00	156.50
1436	115.00	128.00	156.49
1437	115.00	128.00	156.47
1438	115.00	128.00	156.46
1439	115.00	128.00	156.44
1440	115.00	128.00	156.43
1441	115.00	128.00	156.41
1442	115.00	128.00	156.40
1443	115.00	128.00	156.39
1444	115.00	128.00	156.37
1445	115.00	128.00	156.36
1446	115.00	128.00	156.34
1447	115.00	128.00	156.33
1448	115.00	128.00	156.31
1449	115.00	128.00	156.30
1450	115.00	128.00	156.28
1451	115.00	128.00	156.27
1452	115.00	128.00	156.25
1453	115.00	128.00	156.24
1454	115.00	128.00	156.23
1455	115.00	128.00	156.21
1456	115.00	128.00	156.20
1457	115.00	128.00	156.18
1458	115.00	128.00	156.17
1459	115.00	128.00	156.15
1460	115.00	128.00	156.14
1461	115.00	128.00	156.12
1462	115.00	128.00	156.11
1463	115.00	128.00	156.09
1464	115.00	128.00	156.08
1465	115.00	128.00	156.07
1466	115.00	128.00	156.05
1467	115.00	128.00	156.04
1468	115.00	128.00	156.02
1469	115.00	128.00	156.01
1470	115.00	128.00	155.99
1471	115.00	128.00	155.98
1472	115.00	128.00	155.96
1473	115.00	128.00	155.95
1474	115.00	128.00	155.94
1475	115.00	128.00	155.92
1476	115.00	128.00	155.91
1477	115.00	128.00	155.89
1478	115.00	128.00	155.88
1479	115.00	128.00	155.86

GAB Lookup Tables

Student Enrollment	Baseline SF per Student (Elementary)	Baseline SF per Student (Middle)	Baseline SF per Student (High)
1480	115.00	128.00	155.85
1481	115.00	128.00	155.83
1482	115.00	128.00	155.82
1483	115.00	128.00	155.80
1484	115.00	128.00	155.79
1485	115.00	128.00	155.78
1486	115.00	128.00	155.76
1487	115.00	128.00	155.75
1488	115.00	128.00	155.73
1489	115.00	128.00	155.72
1490	115.00	128.00	155.70
1491	115.00	128.00	155.69
1492	115.00	128.00	155.67
1493	115.00	128.00	155.66
1494	115.00	128.00	155.64
1495	115.00	128.00	155.63
1496	115.00	128.00	155.62
1497	115.00	128.00	155.60
1498	115.00	128.00	155.59
1499	115.00	128.00	155.57
1500	115.00	128.00	155.56
1501	115.00	128.00	155.54
1502	115.00	128.00	155.53
1503	115.00	128.00	155.51
1504	115.00	128.00	155.50
1505	115.00	128.00	155.48
1506	115.00	128.00	155.47
1507	115.00	128.00	155.46
1508	115.00	128.00	155.44
1509	115.00	128.00	155.43
1510	115.00	128.00	155.41
1511	115.00	128.00	155.40
1512	115.00	128.00	155.38
1513	115.00	128.00	155.37
1514	115.00	128.00	155.35
1515	115.00	128.00	155.34
1516	115.00	128.00	155.33
1517	115.00	128.00	155.31
1518	115.00	128.00	155.30
1519	115.00	128.00	155.28
1520	115.00	128.00	155.27
1521	115.00	128.00	155.25
1522	115.00	128.00	155.24
1523	115.00	128.00	155.22
1524	115.00	128.00	155.21
1525	115.00	128.00	155.19

Student Enrollment	Baseline SF per Student (Elementary)	Baseline SF per Student (Middle)	Baseline SF per Student (High)
1526	115.00	128.00	155.18
1527	115.00	128.00	155.17
1528	115.00	128.00	155.15
1529	115.00	128.00	155.14
1530	115.00	128.00	155.12
1531	115.00	128.00	155.11
1532	115.00	128.00	155.09
1533	115.00	128.00	155.08
1534	115.00	128.00	155.06
1535	115.00	128.00	155.05
1536	115.00	128.00	155.03
1537	115.00	128.00	155.02
1538	115.00	128.00	155.01
1539	115.00	128.00	154.99
1540	115.00	128.00	154.98
1541	115.00	128.00	154.96
1542	115.00	128.00	154.95
1543	115.00	128.00	154.93
1544	115.00	128.00	154.92
1545	115.00	128.00	154.90
1546	115.00	128.00	154.89
1547	115.00	128.00	154.87
1548	115.00	128.00	154.86
1549	115.00	128.00	154.85
1550	115.00	128.00	154.83
1551	115.00	128.00	154.82
1552	115.00	128.00	154.80
1553	115.00	128.00	154.79
1554	115.00	128.00	154.77
1555	115.00	128.00	154.76
1556	115.00	128.00	154.74
1557	115.00	128.00	154.73
1558	115.00	128.00	154.71
1559	115.00	128.00	154.70
1560	115.00	128.00	154.69
1561	115.00	128.00	154.67
1562	115.00	128.00	154.66
1563	115.00	128.00	154.64
1564	115.00	128.00	154.63
1565	115.00	128.00	154.61
1566	115.00	128.00	154.60
1567	115.00	128.00	154.58
1568	115.00	128.00	154.57
1569	115.00	128.00	154.56
1570	115.00	128.00	154.54
1571	115.00	128.00	154.53

GAB Lookup Tables

Student Enrollment	Baseline SF per Student (Elementary)	Baseline SF per Student (Middle)	Baseline SF per Student (High)
1572	115.00	128.00	154.51
1573	115.00	128.00	154.50
1574	115.00	128.00	154.48
1575	115.00	128.00	154.47
1576	115.00	128.00	154.45
1577	115.00	128.00	154.44
1578	115.00	128.00	154.42
1579	115.00	128.00	154.41
1580	115.00	128.00	154.40
1581	115.00	128.00	154.38
1582	115.00	128.00	154.37
1583	115.00	128.00	154.35
1584	115.00	128.00	154.34
1585	115.00	128.00	154.32
1586	115.00	128.00	154.31
1587	115.00	128.00	154.29
1588	115.00	128.00	154.28
1589	115.00	128.00	154.26
1590	115.00	128.00	154.25
1591	115.00	128.00	154.23
1592	115.00	128.00	154.22
1593	115.00	128.00	154.20
1594	115.00	128.00	154.18
1595	115.00	128.00	154.16
1596	115.00	128.00	154.15
1597	115.00	128.00	154.13
1598	115.00	128.00	154.11
1599	115.00	128.00	154.10
1600	115.00	128.00	154.08
1601	115.00	128.00	154.06
1602	115.00	128.00	154.05
1603	115.00	128.00	154.03
1604	115.00	128.00	154.01
1605	115.00	128.00	153.99
1606	115.00	128.00	153.98
1607	115.00	128.00	153.96
1608	115.00	128.00	153.94
1609	115.00	128.00	153.93
1610	115.00	128.00	153.91
1611	115.00	128.00	153.89
1612	115.00	128.00	153.88
1613	115.00	128.00	153.86
1614	115.00	128.00	153.84
1615	115.00	128.00	153.82
1616	115.00	128.00	153.81
1617	115.00	128.00	153.79

Student Enrollment	Baseline SF per Student (Elementary)	Baseline SF per Student (Middle)	Baseline SF per Student (High)
1618	115.00	128.00	153.77
1619	115.00	128.00	153.76
1620	115.00	128.00	153.74
1621	115.00	128.00	153.72
1622	115.00	128.00	153.71
1623	115.00	128.00	153.69
1624	115.00	128.00	153.67
1625	115.00	128.00	153.65
1626	115.00	128.00	153.64
1627	115.00	128.00	153.62
1628	115.00	128.00	153.60
1629	115.00	128.00	153.59
1630	115.00	128.00	153.57
1631	115.00	128.00	153.55
1632	115.00	128.00	153.54
1633	115.00	128.00	153.52
1634	115.00	128.00	153.50
1635	115.00	128.00	153.48
1636	115.00	128.00	153.47
1637	115.00	128.00	153.45
1638	115.00	128.00	153.43
1639	115.00	128.00	153.42
1640	115.00	128.00	153.40
1641	115.00	128.00	153.38
1642	115.00	128.00	153.37
1643	115.00	128.00	153.35
1644	115.00	128.00	153.33
1645	115.00	128.00	153.31
1646	115.00	128.00	153.30
1647	115.00	128.00	153.28
1648	115.00	128.00	153.26
1649	115.00	128.00	153.25
1650	115.00	128.00	153.23
1651	115.00	128.00	153.21
1652	115.00	128.00	153.20
1653	115.00	128.00	153.18
1654	115.00	128.00	153.16
1655	115.00	128.00	153.14
1656	115.00	128.00	153.13
1657	115.00	128.00	153.11
1658	115.00	128.00	153.09
1659	115.00	128.00	153.08
1660	115.00	128.00	153.06
1661	115.00	128.00	153.04
1662	115.00	128.00	153.03
1663	115.00	128.00	153.01

GAB Lookup Tables

Student Enrollment	Baseline SF per Student (Elementary)	Baseline SF per Student (Middle)	Baseline SF per Student (High)
1664	115.00	128.00	152.99
1665	115.00	128.00	152.97
1666	115.00	128.00	152.96
1667	115.00	128.00	152.94
1668	115.00	128.00	152.92
1669	115.00	128.00	152.91
1670	115.00	128.00	152.89
1671	115.00	128.00	152.87
1672	115.00	128.00	152.86
1673	115.00	128.00	152.84
1674	115.00	128.00	152.82
1675	115.00	128.00	152.80
1676	115.00	128.00	152.79
1677	115.00	128.00	152.77
1678	115.00	128.00	152.75
1679	115.00	128.00	152.74
1680	115.00	128.00	152.72
1681	115.00	128.00	152.70
1682	115.00	128.00	152.69
1683	115.00	128.00	152.67
1684	115.00	128.00	152.65
1685	115.00	128.00	152.63
1686	115.00	128.00	152.62
1687	115.00	128.00	152.60
1688	115.00	128.00	152.58
1689	115.00	128.00	152.57
1690	115.00	128.00	152.55
1691	115.00	128.00	152.53
1692	115.00	128.00	152.52
1693	115.00	128.00	152.50
1694	115.00	128.00	152.48
1695	115.00	128.00	152.46
1696	115.00	128.00	152.45
1697	115.00	128.00	152.43
1698	115.00	128.00	152.41
1699	115.00	128.00	152.40
1700	115.00	128.00	152.38
1701	115.00	128.00	152.36
1702	115.00	128.00	152.35
1703	115.00	128.00	152.33
1704	115.00	128.00	152.31
1705	115.00	128.00	152.29
1706	115.00	128.00	152.28
1707	115.00	128.00	152.26
1708	115.00	128.00	152.24
1709	115.00	128.00	152.23

Student Enrollment	Baseline SF per Student (Elementary)	Baseline SF per Student (Middle)	Baseline SF per Student (High)
1710	115.00	128.00	152.21
1711	115.00	128.00	152.19
1712	115.00	128.00	152.18
1713	115.00	128.00	152.16
1714	115.00	128.00	152.14
1715	115.00	128.00	152.12
1716	115.00	128.00	152.11
1717	115.00	128.00	152.09
1718	115.00	128.00	152.07
1719	115.00	128.00	152.06
1720	115.00	128.00	152.04
1721	115.00	128.00	152.02
1722	115.00	128.00	152.01
1723	115.00	128.00	151.99
1724	115.00	128.00	151.97
1725	115.00	128.00	151.95
1726	115.00	128.00	151.94
1727	115.00	128.00	151.92
1728	115.00	128.00	151.90
1729	115.00	128.00	151.89
1730	115.00	128.00	151.87
1731	115.00	128.00	151.85
1732	115.00	128.00	151.84
1733	115.00	128.00	151.82
1734	115.00	128.00	151.80
1735	115.00	128.00	151.78
1736	115.00	128.00	151.77
1737	115.00	128.00	151.75
1738	115.00	128.00	151.73
1739	115.00	128.00	151.72
1740	115.00	128.00	151.70
1741	115.00	128.00	151.68
1742	115.00	128.00	151.67
1743	115.00	128.00	151.65
1744	115.00	128.00	151.63
1745	115.00	128.00	151.61
1746	115.00	128.00	151.60
1747	115.00	128.00	151.58
1748	115.00	128.00	151.56
1749	115.00	128.00	151.55
1750	115.00	128.00	151.53
1751	115.00	128.00	151.51
1752	115.00	128.00	151.50
1753	115.00	128.00	151.48
1754	115.00	128.00	151.46
1755	115.00	128.00	151.44

GAB Lookup Tables

Student Enrollment	Baseline SF per Student (Elementary)	Baseline SF per Student (Middle)	Baseline SF per Student (High)
1756	115.00	128.00	151.43
1757	115.00	128.00	151.41
1758	115.00	128.00	151.39
1759	115.00	128.00	151.38
1760	115.00	128.00	151.36
1761	115.00	128.00	151.34
1762	115.00	128.00	151.33
1763	115.00	128.00	151.31
1764	115.00	128.00	151.29
1765	115.00	128.00	151.27
1766	115.00	128.00	151.26
1767	115.00	128.00	151.24
1768	115.00	128.00	151.22
1769	115.00	128.00	151.21
1770	115.00	128.00	151.19
1771	115.00	128.00	151.17
1772	115.00	128.00	151.16
1773	115.00	128.00	151.14
1774	115.00	128.00	151.12
1775	115.00	128.00	151.10
1776	115.00	128.00	151.09
1777	115.00	128.00	151.07
1778	115.00	128.00	151.05
1779	115.00	128.00	151.04
1780	115.00	128.00	151.02
1781	115.00	128.00	151.00
1782	115.00	128.00	150.99
1783	115.00	128.00	150.97
1784	115.00	128.00	150.95
1785	115.00	128.00	150.93
1786	115.00	128.00	150.92
1787	115.00	128.00	150.90
1788	115.00	128.00	150.88
1789	115.00	128.00	150.87
1790	115.00	128.00	150.85
1791	115.00	128.00	150.83
1792	115.00	128.00	150.82
1793	115.00	128.00	150.80
1794	115.00	128.00	150.78
1795	115.00	128.00	150.76
1796	115.00	128.00	150.75
1797	115.00	128.00	150.73
1798	115.00	128.00	150.71
1799	115.00	128.00	150.70
1800	115.00	128.00	150.68
1801	115.00	128.00	150.66

Student Enrollment	Baseline SF per Student (Elementary)	Baseline SF per Student (Middle)	Baseline SF per Student (High)
1802	115.00	128.00	150.65
1803	115.00	128.00	150.63
1804	115.00	128.00	150.61
1805	115.00	128.00	150.59
1806	115.00	128.00	150.58
1807	115.00	128.00	150.56
1808	115.00	128.00	150.54
1809	115.00	128.00	150.53
1810	115.00	128.00	150.51
1811	115.00	128.00	150.49
1812	115.00	128.00	150.48
1813	115.00	128.00	150.46
1814	115.00	128.00	150.44
1815	115.00	128.00	150.42
1816	115.00	128.00	150.41
1817	115.00	128.00	150.39
1818	115.00	128.00	150.37
1819	115.00	128.00	150.36
1820	115.00	128.00	150.34
1821	115.00	128.00	150.32
1822	115.00	128.00	150.31
1823	115.00	128.00	150.29
1824	115.00	128.00	150.27
1825	115.00	128.00	150.25
1826	115.00	128.00	150.24
1827	115.00	128.00	150.22
1828	115.00	128.00	150.20
1829	115.00	128.00	150.19
1830	115.00	128.00	150.17
1831	115.00	128.00	150.15
1832	115.00	128.00	150.14
1833	115.00	128.00	150.12
1834	115.00	128.00	150.10
1835	115.00	128.00	150.08
1836	115.00	128.00	150.07
1837	115.00	128.00	150.05
1838	115.00	128.00	150.03
1839	115.00	128.00	150.02
1840	115.00	128.00	150.00
1841	115.00	128.00	149.98
1842	115.00	128.00	149.97
1843	115.00	128.00	149.95
1844	115.00	128.00	149.93
1845	115.00	128.00	149.91
1846	115.00	128.00	149.90
1847	115.00	128.00	149.88

GAB Lookup Tables

Student Enrollment	Baseline SF per Student (Elementary)	Baseline SF per Student (Middle)	Baseline SF per Student (High)
1848	115.00	128.00	149.86
1849	115.00	128.00	149.85
1850	115.00	128.00	149.83
1851	115.00	128.00	149.81
1852	115.00	128.00	149.80
1853	115.00	128.00	149.78
1854	115.00	128.00	149.76
1855	115.00	128.00	149.74
1856	115.00	128.00	149.73
1857	115.00	128.00	149.71
1858	115.00	128.00	149.69
1859	115.00	128.00	149.68
1860	115.00	128.00	149.66
1861	115.00	128.00	149.64
1862	115.00	128.00	149.63
1863	115.00	128.00	149.61
1864	115.00	128.00	149.59
1865	115.00	128.00	149.57
1866	115.00	128.00	149.56
1867	115.00	128.00	149.54
1868	115.00	128.00	149.52
1869	115.00	128.00	149.51
1870	115.00	128.00	149.49
1871	115.00	128.00	149.47
1872	115.00	128.00	149.45
1873	115.00	128.00	149.44
1874	115.00	128.00	149.42
1875	115.00	128.00	149.40
1876	115.00	128.00	149.39
1877	115.00	128.00	149.37
1878	115.00	128.00	149.35
1879	115.00	128.00	149.34
1880	115.00	128.00	149.32
1881	115.00	128.00	149.30
1882	115.00	128.00	149.28
1883	115.00	128.00	149.27
1884	115.00	128.00	149.25
1885	115.00	128.00	149.23
1886	115.00	128.00	149.22
1887	115.00	128.00	149.20
1888	115.00	128.00	149.18
1889	115.00	128.00	149.17
1890	115.00	128.00	149.15
1891	115.00	128.00	149.13
1892	115.00	128.00	149.11
1893	115.00	128.00	149.10

Student Enrollment	Baseline SF per Student (Elementary)	Baseline SF per Student (Middle)	Baseline SF per Student (High)
1894	115.00	128.00	149.08
1895	115.00	128.00	149.06
1896	115.00	128.00	149.05
1897	115.00	128.00	149.03
1898	115.00	128.00	149.01
1899	115.00	128.00	149.00
1900	115.00	128.00	148.98
1901	115.00	128.00	148.96
1902	115.00	128.00	148.94
1903	115.00	128.00	148.93
1904	115.00	128.00	148.91
1905	115.00	128.00	148.89
1906	115.00	128.00	148.88
1907	115.00	128.00	148.86
1908	115.00	128.00	148.84
1909	115.00	128.00	148.83
1910	115.00	128.00	148.81
1911	115.00	128.00	148.79
1912	115.00	128.00	148.77
1913	115.00	128.00	148.76
1914	115.00	128.00	148.74
1915	115.00	128.00	148.72
1916	115.00	128.00	148.71
1917	115.00	128.00	148.69
1918	115.00	128.00	148.67
1919	115.00	128.00	148.66
1920	115.00	128.00	148.64
1921	115.00	128.00	148.62
1922	115.00	128.00	148.60
1923	115.00	128.00	148.59
1924	115.00	128.00	148.57
1925	115.00	128.00	148.55
1926	115.00	128.00	148.54
1927	115.00	128.00	148.52
1928	115.00	128.00	148.50
1929	115.00	128.00	148.49
1930	115.00	128.00	148.47
1931	115.00	128.00	148.45
1932	115.00	128.00	148.43
1933	115.00	128.00	148.42
1934	115.00	128.00	148.40
1935	115.00	128.00	148.38
1936	115.00	128.00	148.37
1937	115.00	128.00	148.35
1938	115.00	128.00	148.33
1939	115.00	128.00	148.32

GAB Lookup Tables

Student Enrollment	Baseline SF per Student (Elementary)	Baseline SF per Student (Middle)	Baseline SF per Student (High)
1940	115.00	128.00	148.30
1941	115.00	128.00	148.28
1942	115.00	128.00	148.26
1943	115.00	128.00	148.25
1944	115.00	128.00	148.23
1945	115.00	128.00	148.21
1946	115.00	128.00	148.20
1947	115.00	128.00	148.18
1948	115.00	128.00	148.16
1949	115.00	128.00	148.15
1950	115.00	128.00	148.13
1951	115.00	128.00	148.11
1952	115.00	128.00	148.09
1953	115.00	128.00	148.08
1954	115.00	128.00	148.06
1955	115.00	128.00	148.04
1956	115.00	128.00	148.03
1957	115.00	128.00	148.01
1958	115.00	128.00	147.99
1959	115.00	128.00	147.98
1960	115.00	128.00	147.96
1961	115.00	128.00	147.94
1962	115.00	128.00	147.92
1963	115.00	128.00	147.91
1964	115.00	128.00	147.89
1965	115.00	128.00	147.87
1966	115.00	128.00	147.86
1967	115.00	128.00	147.84
1968	115.00	128.00	147.82
1969	115.00	128.00	147.81
1970	115.00	128.00	147.79
1971	115.00	128.00	147.77
1972	115.00	128.00	147.75
1973	115.00	128.00	147.74
1974	115.00	128.00	147.72
1975	115.00	128.00	147.70
1976	115.00	128.00	147.69
1977	115.00	128.00	147.67
1978	115.00	128.00	147.65
1979	115.00	128.00	147.64
1980	115.00	128.00	147.62
1981	115.00	128.00	147.60
1982	115.00	128.00	147.58
1983	115.00	128.00	147.57
1984	115.00	128.00	147.55
1985	115.00	128.00	147.53

Student Enrollment	Baseline SF per Student (Elementary)	Baseline SF per Student (Middle)	Baseline SF per Student (High)
1986	115.00	128.00	147.52
1987	115.00	128.00	147.50
1988	115.00	128.00	147.48
1989	115.00	128.00	147.47
1990	115.00	128.00	147.45
1991	115.00	128.00	147.43
1992	115.00	128.00	147.41
1993	115.00	128.00	147.40
1994	115.00	128.00	147.38
1995	115.00	128.00	147.36
1996	115.00	128.00	147.35
1997	115.00	128.00	147.33
1998	115.00	128.00	147.31
1999	115.00	128.00	147.30
2000	115.00	128.00	147.28
2001			147.26
2002			147.24
2003			147.23
2004			147.21
2005			147.19
2006			147.18
2007			147.16
2008			147.14
2009			147.13
2010			147.11
2011			147.09
2012			147.07
2013			147.06
2014			147.04
2015			147.02
2016			147.01
2017			146.99
2018			146.97
2019			146.96
2020			146.94
2021			146.92
2022			146.90
2023			146.89
2024			146.87
2025			146.85
2026			146.84
2027			146.82
2028			146.80
2029			146.79
2030			146.77
2031			146.75

GAB Lookup Tables

Student Enrollment	Baseline SF per Student (Elementary)	Baseline SF per Student (Middle)	Baseline SF per Student (High)
2032			146.73
2033			146.72
2034			146.70
2035			146.68
2036			146.67
2037			146.65
2038			146.63
2039			146.62
2040			146.60
2041			146.58
2042			146.56
2043			146.55
2044			146.53
2045			146.51
2046			146.50
2047			146.48
2048			146.46
2049			146.45
2050			146.43
2051			146.41
2052			146.39
2053			146.38
2054			146.36
2055			146.34
2056			146.33
2057			146.31
2058			146.29
2059			146.28
2060			146.26
2061			146.24
2062			146.22
2063			146.21
2064			146.19
2065			146.17
2066			146.16
2067			146.14
2068			146.12
2069			146.11
2070			146.09
2071			146.07
2072			146.05
2073			146.04
2074			146.02
2075			146.00
2076			145.99
2077			145.97

Student Enrollment	Baseline SF per Student (Elementary)	Baseline SF per Student (Middle)	Baseline SF per Student (High)
2078			145.95
2079			145.94
2080			145.92
2081			145.90
2082			145.88
2083			145.87
2084			145.85
2085			145.83
2086			145.82
2087			145.80
2088			145.78
2089			145.77
2090			145.75
2091			145.73
2092			145.71
2093			145.70
2094			145.68
2095			145.66
2096			145.65
2097			145.63
2098			145.61
2099			145.60
2100			145.58
2101			145.56
2102			145.54
2103			145.53
2104			145.51
2105			145.49
2106			145.48
2107			145.46
2108			145.44
2109			145.43
2110			145.41
2111			145.39
2112			145.37
2113			145.36
2114			145.34
2115			145.32
2116			145.31
2117			145.29
2118			145.27
2119			145.26
2120			145.24
2121			145.22
2122			145.20
2123			145.19

GAB Lookup Tables

Student Enrollment	Baseline SF per Student (Elementary)	Baseline SF per Student (Middle)	Baseline SF per Student (High)
2124			145.17
2125			145.15
2126			145.14
2127			145.12
2128			145.10
2129			145.09
2130			145.07
2131			145.05
2132			145.03
2133			145.02
2134			145.00
2135			144.98
2136			144.97
2137			144.95
2138			144.93
2139			144.92
2140			144.90
2141			144.89
2142			144.87
2143			144.85
2144			144.84
2145			144.82
2146			144.80
2147			144.79
2148			144.77
2149			144.75
2150			144.74
2151			144.72
2152			144.71
2153			144.69
2154			144.67
2155			144.66
2156			144.64
2157			144.62
2158			144.61
2159			144.59
2160			144.57
2161			144.56
2162			144.54
2163			144.53
2164			144.51
2165			144.49
2166			144.48
2167			144.46
2168			144.44
2169			144.43

Student Enrollment	Baseline SF per Student (Elementary)	Baseline SF per Student (Middle)	Baseline SF per Student (High)
2170			144.41
2171			144.39
2172			144.38
2173			144.36
2174			144.35
2175			144.33
2176			144.31
2177			144.30
2178			144.28
2179			144.26
2180			144.25
2181			144.23
2182			144.21
2183			144.20
2184			144.18
2185			144.17
2186			144.15
2187			144.13
2188			144.12
2189			144.10
2190			144.08
2191			144.07
2192			144.05
2193			144.03
2194			144.02
2195			144.00
2196			143.99
2197			143.97
2198			143.95
2199			143.94
2200			143.92
2201			143.90
2202			143.89
2203			143.87
2204			143.85
2205			143.84
2206			143.82
2207			143.81
2208			143.79
2209			143.77
2210			143.76
2211			143.74
2212			143.72
2213			143.71
2214			143.69
2215			143.67

GAB Lookup Tables

Student Enrollment	Baseline SF per Student (Elementary)	Baseline SF per Student (Middle)	Baseline SF per Student (High)
2216			143.66
2217			143.64
2218			143.63
2219			143.61
2220			143.59
2221			143.58
2222			143.56
2223			143.54
2224			143.53
2225			143.51
2226			143.49
2227			143.48
2228			143.46
2229			143.45
2230			143.43
2231			143.41
2232			143.40
2233			143.38
2234			143.36
2235			143.35
2236			143.33
2237			143.31
2238			143.30
2239			143.28
2240			143.27
2241			143.25
2242			143.23
2243			143.22
2244			143.20
2245			143.18
2246			143.17
2247			143.15
2248			143.13
2249			143.12
2250			143.10
2251			143.09
2252			143.07
2253			143.05
2254			143.04
2255			143.02
2256			143.00
2257			142.99
2258			142.97
2259			142.95
2260			142.94
2261			142.92

Student Enrollment	Baseline SF per Student (Elementary)	Baseline SF per Student (Middle)	Baseline SF per Student (High)
2262			142.91
2263			142.89
2264			142.87
2265			142.86
2266			142.84
2267			142.82
2268			142.81
2269			142.79
2270			142.77
2271			142.76
2272			142.74
2273			142.73
2274			142.71
2275			142.69
2276			142.68
2277			142.66
2278			142.64
2279			142.63
2280			142.61
2281			142.59
2282			142.58
2283			142.56
2284			142.55
2285			142.53
2286			142.51
2287			142.50
2288			142.48
2289			142.46
2290			142.45
2291			142.43
2292			142.41
2293			142.40
2294			142.38
2295			142.37
2296			142.35
2297			142.33
2298			142.32
2299			142.30
2300			142.28
2301			142.27
2302			142.25
2303			142.23
2304			142.22
2305			142.20
2306			142.18
2307			142.17

GAB Lookup Tables

Student Enrollment	Baseline SF per Student (Elementary)	Baseline SF per Student (Middle)	Baseline SF per Student (High)
2308			142.15
2309			142.14
2310			142.12
2311			142.10
2312			142.09
2313			142.07
2314			142.05
2315			142.04
2316			142.02
2317			142.00
2318			141.99
2319			141.97
2320			141.96
2321			141.94
2322			141.92
2323			141.91
2324			141.89
2325			141.87
2326			141.86
2327			141.84
2328			141.82
2329			141.81
2330			141.79
2331			141.78
2332			141.76
2333			141.74
2334			141.73
2335			141.71
2336			141.69
2337			141.68
2338			141.66
2339			141.64
2340			141.63
2341			141.61
2342			141.60
2343			141.58
2344			141.56
2345			141.55
2346			141.53
2347			141.51
2348			141.50
2349			141.48
2350			141.46
2351			141.45
2352			141.43
2353			141.42

Student Enrollment	Baseline SF per Student (Elementary)	Baseline SF per Student (Middle)	Baseline SF per Student (High)
2354			141.40
2355			141.38
2356			141.37
2357			141.35
2358			141.33
2359			141.32
2360			141.30
2361			141.28
2362			141.27
2363			141.25
2364			141.24
2365			141.22
2366			141.20
2367			141.19
2368			141.17
2369			141.15
2370			141.14
2371			141.12
2372			141.10
2373			141.09
2374			141.07
2375			141.06
2376			141.04
2377			141.02
2378			141.01
2379			140.99
2380			140.97
2381			140.96
2382			140.94
2383			140.92
2384			140.91
2385			140.89
2386			140.88
2387			140.86
2388			140.84
2389			140.83
2390			140.81
2391			140.79
2392			140.78
2393			140.76
2394			140.74
2395			140.73
2396			140.71
2397			140.70
2398			140.68
2399			140.66

GAB Lookup Tables

Student Enrollment	Baseline SF per Student (Elementary)	Baseline SF per Student (Middle)	Baseline SF per Student (High)
2400			140.65
2401			140.63
2402			140.61
2403			140.60
2404			140.58
2405			140.56
2406			140.55
2407			140.53
2408			140.52
2409			140.50
2410			140.48
2411			140.47
2412			140.45
2413			140.43
2414			140.42
2415			140.40
2416			140.38
2417			140.37
2418			140.35
2419			140.34
2420			140.32
2421			140.30
2422			140.29
2423			140.27
2424			140.25
2425			140.24
2426			140.22
2427			140.20
2428			140.19
2429			140.17
2430			140.16
2431			140.14
2432			140.12
2433			140.11
2434			140.09
2435			140.07
2436			140.06
2437			140.04
2438			140.02
2439			140.01
2440			139.99
2441			139.98
2442			139.96
2443			139.94
2444			139.93
2445			139.91

Student Enrollment	Baseline SF per Student (Elementary)	Baseline SF per Student (Middle)	Baseline SF per Student (High)
2446			139.89
2447			139.88
2448			139.86
2449			139.84
2450			139.83
2451			139.81
2452			139.80
2453			139.78
2454			139.76
2455			139.75
2456			139.73
2457			139.71
2458			139.70
2459			139.68
2460			139.66
2461			139.65
2462			139.63
2463			139.62
2464			139.60
2465			139.58
2466			139.57
2467			139.55
2468			139.53
2469			139.52
2470			139.50
2471			139.48
2472			139.47
2473			139.45
2474			139.44
2475			139.42
2476			139.40
2477			139.39
2478			139.37
2479			139.35
2480			139.34
2481			139.32
2482			139.30
2483			139.29
2484			139.27
2485			139.26
2486			139.24
2487			139.22
2488			139.21
2489			139.19
2490			139.17
2491			139.16

GAB Lookup Tables

Student Enrollment	Baseline SF per Student (Elementary)	Baseline SF per Student (Middle)	Baseline SF per Student (High)
2492			139.14
2493			139.12
2494			139.11
2495			139.09
2496			139.08
2497			139.06
2498			139.04
2499			139.03
2500			139.01
2501			138.99
2502			138.98
2503			138.96
2504			138.94
2505			138.93
2506			138.91
2507			138.90
2508			138.88
2509			138.86
2510			138.85
2511			138.83
2512			138.81
2513			138.80
2514			138.78
2515			138.76
2516			138.75
2517			138.73
2518			138.72
2519			138.70
2520			138.68
2521			138.67
2522			138.65
2523			138.63
2524			138.62
2525			138.60
2526			138.58
2527			138.57
2528			138.55
2529			138.54
2530			138.52
2531			138.50
2532			138.49
2533			138.47
2534			138.45
2535			138.44
2536			138.42
2537			138.40

Student Enrollment	Baseline SF per Student (Elementary)	Baseline SF per Student (Middle)	Baseline SF per Student (High)
2538			138.39
2539			138.37
2540			138.36
2541			138.34
2542			138.32
2543			138.31
2544			138.29
2545			138.27
2546			138.26
2547			138.24
2548			138.22
2549			138.21
2550			138.19
2551			138.18
2552			138.16
2553			138.14
2554			138.13
2555			138.11
2556			138.09
2557			138.08
2558			138.06
2559			138.04
2560			138.03
2561			138.01
2562			138.00
2563			137.98
2564			137.96
2565			137.95
2566			137.93
2567			137.91
2568			137.90
2569			137.88
2570			137.86
2571			137.85
2572			137.83
2573			137.82
2574			137.80
2575			137.78
2576			137.77
2577			137.75
2578			137.73
2579			137.72
2580			137.70
2581			137.68
2582			137.67
2583			137.65

GAB Lookup Tables

Student Enrollment	Baseline SF per Student (Elementary)	Baseline SF per Student (Middle)	Baseline SF per Student (High)
2584			137.64
2585			137.62
2586			137.60
2587			137.59
2588			137.57
2589			137.55
2590			137.54
2591			137.52
2592			137.50
2593			137.49
2594			137.47
2595			137.46
2596			137.44
2597			137.42
2598			137.41
2599			137.39
2600			137.37
2601			137.36
2602			137.34
2603			137.32
2604			137.31
2605			137.29
2606			137.28
2607			137.26
2608			137.24
2609			137.23
2610			137.21
2611			137.19
2612			137.18
2613			137.16
2614			137.14
2615			137.13
2616			137.11
2617			137.10
2618			137.08
2619			137.06
2620			137.05
2621			137.03
2622			137.01
2623			137.00
2624			136.98
2625			136.96
2626			136.95
2627			136.93
2628			136.92
2629			136.90

Student Enrollment	Baseline SF per Student (Elementary)	Baseline SF per Student (Middle)	Baseline SF per Student (High)
2630			136.88
2631			136.87
2632			136.85
2633			136.83
2634			136.82
2635			136.80
2636			136.78
2637			136.77
2638			136.75
2639			136.73
2640			136.72
2641			136.70
2642			136.69
2643			136.67
2644			136.65
2645			136.64
2646			136.62
2647			136.60
2648			136.59
2649			136.57
2650			136.55
2651			136.54
2652			136.52
2653			136.51
2654			136.49
2655			136.47
2656			136.46
2657			136.44
2658			136.42
2659			136.41
2660			136.39
2661			136.37
2662			136.36
2663			136.34
2664			136.33
2665			136.31
2666			136.29
2667			136.28
2668			136.26
2669			136.24
2670			136.23
2671			136.21
2672			136.19
2673			136.18
2674			136.16
2675			136.15

GAB Lookup Tables

Student Enrollment	Baseline SF per Student (Elementary)	Baseline SF per Student (Middle)	Baseline SF per Student (High)
2676			136.13
2677			136.11
2678			136.10
2679			136.08
2680			136.06
2681			136.05
2682			136.03
2683			136.01
2684			136.00
2685			135.98
2686			135.97
2687			135.95
2688			135.93
2689			135.92
2690			135.90
2691			135.88
2692			135.87
2693			135.85
2694			135.83
2695			135.82
2696			135.80
2697			135.79
2698			135.77
2699			135.75
2700			135.74
2701			135.72
2702			135.70
2703			135.69
2704			135.67
2705			135.65
2706			135.64
2707			135.62
2708			135.61
2709			135.59
2710			135.57
2711			135.56
2712			135.54
2713			135.52
2714			135.51
2715			135.49
2716			135.47
2717			135.46
2718			135.44
2719			135.43
2720			135.41
2721			135.39

Student Enrollment	Baseline SF per Student (Elementary)	Baseline SF per Student (Middle)	Baseline SF per Student (High)
2722			135.38
2723			135.36
2724			135.34
2725			135.33
2726			135.31
2727			135.29
2728			135.28
2729			135.26
2730			135.25
2731			135.23
2732			135.21
2733			135.20
2734			135.18
2735			135.16
2736			135.15
2737			135.13
2738			135.11
2739			135.10
2740			135.08
2741			135.07
2742			135.05
2743			135.03
2744			135.02
2745			135.00
2746			134.98
2747			134.97
2748			134.95
2749			134.93
2750			134.92
2751			134.90
2752			134.89
2753			134.87
2754			134.85
2755			134.84
2756			134.82
2757			134.80
2758			134.79
2759			134.77
2760			134.75
2761			134.74
2762			134.72
2763			134.71
2764			134.69
2765			134.67
2766			134.66
2767			134.64

GAB Lookup Tables

Student Enrollment	Baseline SF per Student (Elementary)	Baseline SF per Student (Middle)	Baseline SF per Student (High)
2768			134.62
2769			134.61
2770			134.59
2771			134.57
2772			134.56
2773			134.54
2774			134.53
2775			134.51
2776			134.49
2777			134.48
2778			134.46
2779			134.44
2780			134.43
2781			134.41
2782			134.39
2783			134.38
2784			134.36
2785			134.35
2786			134.33
2787			134.31
2788			134.30
2789			134.28
2790			134.26
2791			134.25
2792			134.23
2793			134.21
2794			134.20
2795			134.18
2796			134.17
2797			134.15
2798			134.13
2799			134.12
2800			134.10
2801			134.08
2802			134.07
2803			134.05
2804			134.03
2805			134.02
2806			134.00
2807			134.00
2808			134.00
2809			134.00
2810			134.00
2811			134.00
2812			134.00
2813			134.00

Student Enrollment	Baseline SF per Student (Elementary)	Baseline SF per Student (Middle)	Baseline SF per Student (High)
2814			134.00
2815			134.00
2816			134.00
2817			134.00
2818			134.00
2819			134.00
2820			134.00
2821			134.00
2822			134.00
2823			134.00
2824			134.00
2825			134.00
2826			134.00
2827			134.00
2828			134.00
2829			134.00
2830			134.00
2831			134.00
2832			134.00
2833			134.00
2834			134.00
2835			134.00
2836			134.00
2837			134.00
2838			134.00
2839			134.00
2840			134.00
2841			134.00
2842			134.00
2843			134.00
2844			134.00
2845			134.00
2846			134.00
2847			134.00
2848			134.00
2849			134.00
2850			134.00
2851			134.00
2852			134.00
2853			134.00
2854			134.00
2855			134.00
2856			134.00
2857			134.00
2858			134.00

GSF per Student value of 134 continues for all HS enrollments above 2805

Item 4. Adoption of Final 14.39.02.05 COMAR Revisions

Motion:

To adopt the final COMAR Revisions as published in the August 25, 2023 Maryland Register (Volume 50, Issue 17, Page 1011).

Background Information:

The IAC approved the proposed COMAR 14.39.02.05 revisions for publication at their meeting on July 13, 2023.

After publication of the August 25, 2023 Maryland Register, the COMAR revisions were open to public comment for 30 days, ending on September 25, 2022. The IAC received one item of public comment from Baltimore City Public Schools, which is presented with this item.

IAC staff recommends the final adoption of the proposed actions on regulations as published in the August 25, 2023 Maryland Register.

Next Steps: If approved by the IAC, notice will be published in the Maryland Register that the IAC adopted the proposed regulations as amended. The regulations go into effect 10 days after publication.

Title 14
INDEPENDENT AGENCIES

Subtitle 39 INTERAGENCY COMMISSION ON SCHOOL CONSTRUCTION

14.39.02 Administration of the Public School Construction Program

Authority: Education Article, §§4-126, 5-112, and 5-303; State Finance and Procurement Article, §5-7B-07; Annotated Code of Maryland;
Ch. 32, §5, Acts of 2022

Notice of Proposed Action

[23-169-P]

The Interagency Commission on School Construction proposes to amend Regulation .05 under **COMAR 14.39.02 Administration of the Public School Construction Program**. This action was considered by the Interagency Commission on School Construction at an open meeting held on July 13, 2023, notice of which was given by publication on the General Assembly website pursuant to General Provisions Article, §3-302, Annotated Code of Maryland.

Statement of Purpose

The purpose of this action is to amend the Commission's regulations to update the State cost shares for fiscal years 2025 and 2026.

Estimate of Economic Impact

The proposed action has no economic impact.

Economic Impact on Small Businesses

The proposed action has minimal or no economic impact on small businesses.

Impact on Individuals with Disabilities

The proposed action has no impact on individuals with disabilities.

Opportunity for Public Comment

Comments may be sent to Hannah Sturm, Communications Coordinator, Interagency Commission on School Construction, 200 W. Baltimore St., Baltimore, MD 21201, or call 410-767-0510, or email to hannah.sturm@maryland.gov. Comments will be accepted through September 25, 2023. A public hearing has not been scheduled.

Open Meeting

Final action on the proposal will be considered by the Interagency Commission on School Construction during a public meeting to be held on October 12, 2023 at 9 a.m., at https://iac.mdschoolconstruction.org/?page_id=315.

.05 State Cost Share Percentage.

A. (text unchanged)

B. Percentages.

(1)—(2) (text unchanged)

(3) *Reduction in the cost share of 4 percent or more shall be phased in over the 2-year period with a reduction of 2 percentage points in the first year and the remaining 2 or 3 percentage points in the second year.*

[(3)] (4)—[(4)] (5) (text unchanged)

C.—E. (text unchanged)

F. For FY 2025 and 2026, the State share percentages of public school construction funding for eligible costs of approved projects are as follows:

County	FY 2025	FY 2026
Allegany	89%	89%
Anne Arundel	50%	50%
Baltimore City	94%	91%
Baltimore	59%	57%
Calvert	56%	56%
Caroline	94%	94%
Carroll	57%	54%
Cecil	64%	61%
Charles	64%	64%
Dorchester	98%	98%
Frederick	67%	67%

<i>Garrett</i>	<i>89%</i>	<i>89%</i>
<i>Harford</i>	<i>61%</i>	<i>58%</i>
<i>Howard</i>	<i>54%</i>	<i>51%</i>
<i>Kent</i>	<i>50%</i>	<i>50%</i>
<i>Montgomery</i>	<i>50%</i>	<i>50%</i>
<i>Prince George's</i>	<i>71%</i>	<i>68%</i>
<i>Queen Anne's</i>	<i>50%</i>	<i>50%</i>
<i>St. Mary's</i>	<i>58%</i>	<i>58%</i>
<i>Somerset</i>	<i>100%</i>	<i>100%</i>
<i>Talbot</i>	<i>50%</i>	<i>50%</i>
<i>Washington</i>	<i>78%</i>	<i>78%</i>
<i>Wicomico</i>	<i>98%</i>	<i>95%</i>
<i>Worcester</i>	<i>50%.</i>	<i>50%.</i>

IAC Meeting 10/12/2023

-80-

ALEX DONAHUE
Executive Director

BALTIMORE CITY PUBLIC SCHOOLS

Brandon M. Scott, Mayor

City of Baltimore

Ronald S. McFadden, Chair

Board of School Commissioners

Sonja Brookins Santelises

Chief Executive Officer

September 25, 2023

Interagency Committee on School Construction
200 W. Baltimore Street
Baltimore, MD 21201

RE: State Cost Share FY25 and FY26

Dear Members of the IAC,

Thank you for the opportunity to share feedback on the proposed Fiscal Year 2025 (FY25) and Fiscal Year 2026 (FY26) cost share percentages for LEA's, the most recent proposed changes in IAC funding related to [COMAR 14.39.02.05](#). As is shown below, City Schools is slated to dip to 91% in FY26.

Fiscal Year	Cost-Share Percentage
Historically	93%
FY24	96%
FY25 (current)	94%
FY26	91%

To balance current/upcoming reductions, there are [Concentration of Poverty](#) (COP; House Bill 1290 page 7) opportunities¹ for increasing the cost-share:

- If a school has 80% or higher COP rate, they get an extra 10 percentage points of state coverage for projects. So for most City Schools's projects, 100% of a project would be funded by the state, even with FY26's lower cost share percentage.
- If a school has a COP rate of 55% up to 80%, that school's projects will receive 5 percentage points. So for FY26, these schools would be covered 96%.

¹ COP bumps do not impact the overall amount of funding provided to the District. Even if there are more schools qualifying with a higher cost-share, the amount that City Schools receives is unlikely to change.

A significant issue that occurs as cost shares go down is how much the District will be required to fund from local funds to accept project funds from the IAC. This is exacerbated by the timing of official COP percentages. The numbers are unofficially shared in fall (City Schools starts generating CIP list in the summer); then COP's are finalized in January. This means project planning and local funding expectations are uncertain until the majority of the allocations have been made. While the prior year's rates can be used as a placeholder, that is not a guarantee and with our extremely limited amounts of local funds, this makes it harder to plan.

FY24 had the following COP brackets:

- 0 Schools with <55%
- 25 Schools btw 55-79%
- 127 with COP rates at/above 80%

The FY25 unofficial outlook has the following counts per bracket. It should be noted that the state's methodology was adjusted, but due to the sheer difference in quantity, we are concerned that the final numbers in January will look *much* different.

- 0 Schools with <55%
- 1 School btw 55-79%
- 151 with COP rates above 80%

We are also concerned that the IAC could approve more projects than we can cover locally. Our local funding is quite limited. If we are unsure on what the COP will be, the possibility of rescission increases since the landscape is uncertain. We might have to walk away from projects if we can't match the local funding requirements. The risk of this increases as the State continues to decrease their cost-share amount for Baltimore City.

We are also concerned that our expensive projects will be cost-prohibitive if there is a larger expectation of local funding. For example, Armistead Gardens (a renovation/replacement project coming in at what we anticipate to be over \$55M) is just barely in the second bracket at 81% (there's a high EL population at this school). If this project was going to be funded next year, we would be taking a risk since it's so close to the second tier, the District could potentially be on the hook for paying \$2.2M if the COP slipped 2 percentage points (which is quite possible due to increasing EL's in this part of the city who can skew COP rates down; see third bullet below). While we do not anticipate wildly changing COP rates, they do change enough that it's hard to gauge the exact amount needed in the outyears. It's also difficult when there's a very definitive line between the first and second bracket.

Additional difficulties include:

- COP rates rely on the past 3 years of data, and accurately weigh significant changes that might have happened at a school, such as an adjacent closure and merger. This means we might have a school that absorbed an entire other school, and now has different demographics than what is reflected in the older data.
- Smaller school COP rates can swing wildly due to the smaller sample size (ex. Lakewood Elementary who has a population of appx. 100 students and is primarily a PK program) is in the second bracket for both last year and this year. Most of the students here are only present for a single year. With such a high turnover and small population, this school is extremely vulnerable to fluctuating COP rates. The FY25 preliminary numbers show this school as being at 0.58% which is uncomfortably close to the threshold, even though it seems inaccurate given the neighborhoods its students hail from.


- Schools with high English Learner (EL) enrollments are undercounted for poverty. We believe this is linked to recent immigrants and non-English speakers being less likely to apply for SNAP, TANF, etc. For City Schools' internal fair student funding process, we make an adjustment to poverty levels based on students with low WIDA scores who are not directly certified. The State does not make this adjustment, causing schools with large EL populations to be negatively impacted. This demographic has seen significant increases within Baltimore City, a trend we anticipate continuing.
- City Schools has multiple locations where there are two or more programs within a single building. See the sample below where there are two schools who share the same facility, yet they are falling into different brackets. It's unclear how the IAC will deal with this.

School Name	CPG Level FY24
CITY NEIGHBORS HAMILTON	0.71
CITY NEIGHBORS HIGH	0.82

City Schools Recommendation

While we understand that the COP guidelines are written into law, the ability to apply them in a fair way is not practical, and does not compensate enough for proposed decreases to the state's cost share. Ideally there would be a single COP rate that could be applied District-wide. This would help alleviate several (not all) of the issues listed above. Since it is unlikely the law will be adjusted, City Schools is recommending that the State cost share be no less than 95% for Baltimore City.

Sincerely,



Cyndi Smith, P.E., PMP, ALEP

Executive Director – Facilities Planning, Design, and Construction
Baltimore City Public Schools

Item 5. Revisions to Executive Director Evaluation Form and Policy Approved in April 2023

Motion:

To approve amendments as presented to the IAC Executive Director Evaluation Form and Policy originally approved by the IAC at their April 20, 2023 meeting.

Background Information:

The IAC approved the adoption of the IAC Executive Director Performance Evaluation Policy and FY 2023 Executive Director Evaluation Form at their April 20, 2023 meeting. Minor revisions as presented on the following pages are recommended for approval by the Evaluation Committee.

**INTERAGENCY COMMISSION ON SCHOOL CONSTRUCTION
EXECUTIVE DIRECTOR PERFORMANCE EVALUATION POLICY
Rev. 04/10/2023**

Principles

1. The primary responsibility of the Executive Director is the effective and efficient management of the operations of the Commission. Accordingly, the performance of the operations constitutes the most relevant measure of his or her performance and should weigh heavily in his or her performance evaluation.
2. The Executive Director is responsible for the performance of all senior management and the staff of the Commission.
3. The Executive Director's evaluation process and its results should be shared with all Commission members and the Executive Director.

Policy Guidelines

Evaluation Committee

4. The Evaluation Committee ("Committee") shall facilitate the evaluation of the performance of the Executive Director, in accordance with this policy.

Evaluation Criteria and Forms

5. Prior to the close of each fiscal year, the Executive Director shall recommend to the Committee for approval a set of criteria and/or performance standards to be used in evaluating the Executive Director's performance in the following fiscal year, as well as a performance evaluation form including specific questions and guidelines, as well as sufficient space for Commission members to provide general comments.
6. After considering the proposed criteria, the Committee shall:
 - a. Adopt criteria that are as objective in nature and, for the most part, as measurable as is practicable; and
 - b. Ensure that the criteria pertain to outcomes over which the Executive Director has a reasonable degree of control.
7. Each performance evaluation criterion shall fall into one of four broad categories:
 - a. Achievement of performance targets established for the Agency as a whole;
 - b. Implementation of the long-term strategic and annual business plans;

- c. Leadership and related qualities; and
 - d. Other criteria that reflect special events or circumstances that may arise in a given year.
8. The Committee, in consultation with the Executive Director, ~~may choose to shall~~ assign a weight to each of the evaluation criteria established.

Performance Assessment

9. At the beginning of the fiscal year, all Commission members shall be provided copies of the evaluation form adopted for the evaluation of the Executive Director's performance in the prior fiscal year. To assist Commission members in completing the evaluation form, the Executive Director shall provide the Commission with an Executive Director self-assessment containing a review of his or her performance and any supporting data or background information. The self-assessment shall address those criteria and/or performance standards agreed to by the Committee. The self-assessment may also cover additional accomplishments achieved and difficulties during the year.
10. Commission members shall be allowed sufficient time, as determined by the Commission Chair, to ~~provide feedback on the subcommittee evaluation to the evaluation subcommittee complete and return the evaluation form directly to the Committee Chair or a designated third party.~~
11. The Committee Chair shall ensure that the results of all evaluation forms are tabulated and summarized on a confidential basis.
12. The Committee shall discuss the self-assessment, the results of the evaluation forms, and any other related matters with the Executive Director. The Committee may request additional information from the senior staff. The Committee may discuss the self-assessment and the results of the evaluation forms with the Executive Director present. The meeting shall be held in closed session.
13. The Committee Chair shall prepare a performance report, summarizing the Committee's assessment and providing specific guidance for the Executive Director for improvement opportunities.
14. Annually at a regularly scheduled Commission meeting, the Committee Chair shall present the Commission a summary of the performance report for review, discussion, and approval. The Executive Director shall be asked to participate in the meeting and be presented with the results of the performance report.
15. Both the Committee and the Commission may discuss the summary of the performance report in closed session and without the Executive Director present prior to their meetings in which the Executive Director's participation is required.

Evaluation Results and Materials

16. A copy of the summary of the performance report shall be maintained in the Executive Director's personnel file. The completed evaluation forms shall be destroyed within sixty calendar days of the completion of the evaluation process.

DRAFT



Evaluation Form – IAC Executive Director – FY 2023

Executive Director:	Performance Period:
Alex Donahue	FROM: TO:
Reviewer:	

Evaluation Scoring

Each category is rated on a scale of 1 to 5 where 1 is below expectations and 5 exceeds expectations. Scores may be in half point increments. A rating of a 3 indicates that the Executive Director has met the expectations of the category. The rating may also be "Not Applicable" in cases where the expectations are not applicable to the evaluation year.

LEADERSHIP

Expectations: Provide executive leadership, consistently applied and effectively implemented, to the Interagency Commission (IAC) and effectively communicate and implement to staff and all stakeholders a clear agency vision, philosophy and culture that support the IAC mission (to achieve a safe, healthy, and educationally sufficient learning environment for every child attending a public school in Maryland). Ensure proper delegation of duties throughout the agency and performance of staff to maximize efficiency and effectiveness of operations. Assist and support the diverse constituent-based policy-making Commission in the governance of the IAC's mission, goals and objectives. Maintain a clear understanding of the IAC's relationship with the legislature and executive offices, the local education agencies (LEAs) as well as the constituent organizations associated with LEAs including the Maryland Association of Counties (MaCo).

Score	Comments:
-------	-----------

STRATEGIC PLANNING

Expectation: Work with the Commission and its committees, in development of specific, measurable, attainable, realistic and time bound objectives that meet the needs of the staff, members and all constituents. Develop a strategy consistent with the mission, vision, philosophy and culture of the organization that will allow the organization to meet the established objectives in a consistent and timely process. Work with the Commission in continually identifying obstacles, risks, and issues requiring Commission attention, conducting appropriate analysis of such obstacles, risks and issues, and provide clear and well-supported policy recommendations for the Commission's consideration including, but not limited to: governance and operations, effectiveness of allocated funding, comparable measures and results, best practices, human resources and communications. Obtain and allocate resources as appropriate to meet the strategic objectives.

Score	Comments:
-------	-----------

FINANCIAL RESULTS AND CONTROLS

Expectations: Ensure that appropriate internal controls and procedures are in place to protect the fiscal responsibilities including outcomes of the various programs and funds allocated to the IAC and maintain effective control over internal accounting, information management, and internal audit activity. Work with the Maryland Department of Budget and Management (DBM) and other auditors in establishing effective internal and external financial & performance audits and as a result of such audits, make recommendations regarding improvements to the Commission. Oversees the procurement of services to ensure that procurement activities are handled in a fiscally responsible manner and in compliance with the State's procurement laws.

Score	Comments:
-------	-----------



HUMAN RESOURCES

Expectation: Work with the Commission in development of broad human resource policies for the agency. Establish appropriate job descriptions for all senior executives and staff of the agency. Ensure the development of effective recruitment, training, professional development and retention of organization staff. Ensure that staff are working to their full potential, understand and are fulfilled by their work products and motivated to achieve the agency's objectives. Establish and monitor professional development programs and provide equal opportunity for all individuals in accordance with State law, regulation, and policy. Ensure that all employees receive effective performance feedback through recognition of positive performance and correction of performance deficiencies.

Score	Comments:
--------------	------------------

COMMUNICATIONS

Expectation: Serve as the agency's chief spokesperson, including representing the Commission before the legislature and the administrative branches of State government. Direct and review the preparation of position statements and press releases. Deliver effective and timely communications to all stakeholders. Act as an effective link between staff and the Commission to communicate information and decisions. Keep the Commission fully informed about the status of plans, obstacles, issues and accomplishments.

Score	Comments:
--------------	------------------

EXTERNAL RELATIONS

Expectation: Through leadership in the community and industry, represent the IAC in ways that enhance stakeholders' confidence in the organization and broaden the public's understanding of the organization's mission and values. Provide requested assistance and information to external customers in a prompt and courteous manner. Maintain good public relations. Ensure that agency customer service standards are consistent and enforced to create customer satisfaction. Strengthen legislative and public understanding of on-going school facilities needs and funding programs

Score	Comments:
--------------	------------------

RELATIONSHIP TO COMMISSION

Expectation: Recommend to the Commission the mission of the agency and any governance policies necessary to ensure effective governance practices. Coordinate the implementation of the Commission policies and procedures, including developing an orientation session for new commission members and reviewing and updating commissioner education materials. In consultation with staff and legal counsel, analyze and evaluate existing laws and proposed legislation and provide recommendations consistent with the mission of the agency. Work closely with the Commission to keep each Commissioner fully informed on all significant aspects of the organization. Ensure an open, candid partnership with the Commission. Respond to routine developments appropriately. Effectively supervise the implementation and management of Commission policy decisions.

Score	Comments:
--------------	------------------



PERSONAL EFFECTIVENESS

Expectation: Meet any Professional Development Plan established for the Executive Director by the Commission. Foster a culture that promotes purpose, ownership, self-fulfillment ethical practices, encourages individual integrity, and fulfills social responsibility. Provide leadership consistent with the agency's values. Ensure that senior management and employees comply with the State ethics laws. Exercise sound judgment at all times, particularly when handling complex and/or difficult situations. Consistently meet targets, goals and objectives in full support of the agency's overall mission. Meet established standards for work product/services.

Score	Comments:

OVERALL EVALUATION OF THE EXECUTIVE DIRECTOR

Expectation:	Score
1. Provide effective leadership in alignment with the agency's vision, philosophy and culture.	
2. Conduct strategic planning in coordination with the Commission and its committees ensuring the development of specific, measurable, attainable, realistic and time-bound objectives that meet the needs of the Board, employees, members and beneficiaries, and other stakeholders	
3. Operate a fiscally sound agency through effective allocation of available resources.	
4. Effectively utilize staff through recruitment, training, professional development and retention practices.	
5. Assure clear, concise, and comprehensive delivery of communications to appropriate parties.	
6. Maintain external relationships that instill trust and confidence in the Commission and the staff of the agency.	
7. Assist and support the Commission in the pursuit of the IAC's mission, vision, goals and objectives.	
8. Maintain a culture that promotes ethical practices, encourages individual integrity and fulfills social responsibility.	
Overall Rating (Average of the eight ratings above)	

Comments:

Professional Development Plan for the Next Rating Period:

**INTERAGENCY COMMISSION ON SCHOOL CONSTRUCTION
PRESIDING OFFICER'S WRITTEN STATEMENT FOR CLOSING A MEETING
("CLOSING STATEMENT")
UNDER OPEN MEETINGS ACT (General Provisions Article § 3-305)**

1. Recorded vote to close the meeting.
Date: October 12, 2023
Time: ____ p.m.
Location: Virtual meeting conduct via Zoom
Motion to close meeting made by: ____
Seconded by: ____
Members in favor: ____
Opposed: ____
Abstaining: ____
Absent (Excused): ____
2. The meeting was closed under authority of Section 3-305(b) of the General Provisions Article of the Annotated Code of Maryland (check all provisions that apply). This meeting will be closed under General Provision Art. § 3-305(b) only.

- ☒ 1. To discuss: (i) the appointment, employment, assignment, promotion, discipline, demotion, compensation, removal, resignation, or performance evaluation of appointees, employees, or officials over whom this public body has jurisdiction; or (ii) any other personnel matter that affects one or more specific individuals.
 2. To protect the privacy or reputation of individuals concerning a matter not related to public business.
 3. To consider the acquisition of real property for a public purpose and matters directly related thereto.
 4. To consider a matter that concerns the proposal for a business or industrial organization to locate, expand, or remain in the State.
 5. To consider the investment of public funds.
 6. To consider the marketing of public securities.
 - ☒ 7. To consult with counsel to obtain legal advice.
 8. To consult with staff, consultants, or other individuals about pending or potential litigation.
 9. To conduct collective bargaining negotiations or consider matters that relate to the negotiations.
 10. To discuss public security, if the public body determines that public discussion would constitute a risk to the public or to public security, including: (i) the deployment of fire and police services and staff; and (ii) the development and implementation of emergency plans.
 11. To prepare, administer, or grade a scholastic, licensing, or qualifying examination.
 12. To conduct or discuss an investigative proceeding on actual or possible criminal conduct.
 13. To comply with a specific constitutional, statutory, or judicially imposed requirement that prevents public disclosures about a particular proceeding or matter.
 14. Before a contract is awarded or bids are opened, to discuss a matter directly related to a negotiating strategy or the contents of a bid or proposal, if public discussion or disclosure would adversely impact the ability of the public body to participate in the competitive bidding or proposal process.
3. For each provision checked above disclosure of the topic to be discussed and the public body's reason for discussing that topic in closed session.

Citation (insert # from above)	Topic	Reason for closed-session discussion to topic
§3-305(b)(1)	Personnel	To discuss appointment of a specific individual
§3-305(b)(7)	Legal Advice	To obtain advice of counsel on legal issues related to the Blueprint Comprehensive Plan updates

4. This statement is made by Edward Kasemeyer, Presiding Officer.