



Healthy School Facility Fund Administrative Procedures Guide

Interagency Commission on School Construction

Healthy School Facility Fund Administrative Procedures Guide

Record of Changes

Version	Description	IAC Approval Date
1.0	Initial Publication	06/13/2019
2.0	Revisions due to Built to Learn Act of 2020; Clarify distinction between immediate risk lead projects above 20 ppb and lead projects under 4.2.1.1; 5 C Ineligible Projects/Expenditures due to statutory changes; update links and COMAR; Update Attachments; Prioritize “Roof” Projects per change in statute	
3.0	Revisions to the FY 2021 schedule to align remaining deadlines with the schedule for FY 22 funding	01/14/2022
4.0	Revisions to Attachment 1, Schedule B to reflect deadline extensions	5/11/2023
5.0	Revisions to require contract approval	11/14/2024

Table of Contents

Glossary	2
Purpose	2
Background	2
Allocations - General	2
General	2
Approval Basis	3
Application and Approval Procedures	4
General Requirements	4
Roof Replacement Applications	5
Baltimore City Submission Requirements	5
Eligible Projects/Expenditures	5
Ineligible Projects/Expenditures	6
Project Approval Process	7
Design Review	7
Procurement	7
Contract Award	8
Processing for Payment/Financial Reporting	9
PLACEHOLDER: Step by Step Instructions for Submitting Applications	9

1. Glossary

Definition of terms and acronyms used in this document:

Acronym or Term	Definition
DGS	Maryland Department of General Services
EPA	United States Environmental Protection Agency
HB	House Bill
HSFF or Fund	Healthy School Facility Fund
IAC	Interagency Commission on School Construction
Immediate Environmental Risk	An environmental condition that has the potential to cause serious physical hardship or illness to occupants in a facility
LEA	Local Education Agency
MDE	Maryland Department of the Environment
MDH	Maryland Department of Health
MOSH	Maryland Occupational Safety and Health
MSDE	Maryland State Department of Education
SB	Senate Bill

2. Purpose

The purpose of the Healthy School Facility Fund is to provide grants to public primary and secondary schools for capital projects that will improve the health of school facilities. This includes projects that will improve the conditions related to air conditioning, heating, indoor air quality, mold remediation, temperature regulation, plumbing—including the presence of lead in drinking water outlets, roofs, and windows. Grants will be prioritized to projects that correct issues posing an immediate life, safety, or health threat to occupants of a facility.

3. Background

Established as a new program by legislation in calendar year 2018 and modified in 2021, Education Article §5-322, Annotated Code of Maryland, requires the IAC to administer the HSFF, approve expenditures, and develop administrative procedures for the grant program. The Governor is required to provide in his budget an annual allocation of \$30 million for the program in Fiscal Years 2020 through 2022, and at least \$40 million in Fiscal Years 2023 and 2024.

4. Allocations - General

4.1. General

- 4.1.1. For each fiscal year that funds are available, the IAC will distribute allocations based on a competitive application process.
- 4.1.2. Only eligible project requests submitted in accordance with this Administrative Procedures Guide will be considered for funding.

- 4.1.3. All approved projects will have a local match requirement, based on the State-local cost share percentage established by the IAC for the fiscal year. See COMAR 14.39.02 or the [IAC's website](#) for State cost share percentages.
 - 4.1.3.1. The LEA is required to have local funds available for the payment of cost in excess of the State allocation and ineligible project cost.
 - 4.1.3.2. State participation will be based on the total estimated cost of the project, less ineligible items.
- 4.1.4. The concentration of poverty and maintenance add on percentages are applied to eligible projects.
- 4.1.5. A project allocation remaining after all intended contract approvals for an approved project will revert to the Statewide Reserve for redistribution to other eligible statewide projects. Any funds remaining after final reimbursement will revert to the Statewide Reserve fund for redistribution to other eligible statewide projects.
- 4.1.6. At the time of contract award, the LEA may request an increase to the project award when the State's calculated State participation in eligible project costs exceed the available award funding. The IAC may approve the requested increase only if HSFF funding is available in the Statewide Reserve. Funds will be granted to the LEAs on a first-come first-serve basis. If multiple requests are under consideration by the IAC at a single time and there is not sufficient funding to fulfill all requests, then the IAC will prioritize funds first based upon the severity of need as identified in Section 4.2 of these procedures and second based upon their priority ranking within the category. In order to be eligible for an award increase, the LEA must demonstrate that the project costs are reasonable.

4.2. Approval Basis

- 4.2.1. Funding priority will be based **first on the severity of an immediate life, safety, or health environmental risk**, and second on the following defined categories of work in the following order:
 - 4.2.1.1. Lead in water, prioritized first to projects related to elementary school age children and second to highest levels of lead. The following help define the projects that will be considered:
 - 4.2.1.1.1. A level of lead at sources where water is normally ingested that exceeds 5 parts per billion (ppb). Please note that levels of lead exceeding 20 ppb are considered an immediate life, safety, or health environmental risk and will be prioritized alongside other high priority projects per 4.2.1 above. Levels must be documented through a process administered by MDE.

Examples:

- i.i. Water Fountains or Bubblers; followed by

- i.ii. Faucets or taps that are used or potentially used for drinking or food preparation;
 - i.iii. Ice Makers; and
 - i.iv. Hot Drink Machines;
- 4.2.1.2. Roofs.
- 4.2.1.3. Lack of, unreliable, or insufficient air-conditioning, with priority given to schools that do not have any air conditioning.
- 4.2.1.4. Unreliable or insufficient heating.
- 4.2.1.5. Temperature regulation.
- 4.2.1.6. Plumbing, including pipe insulation to reduce condensation in order to prevent mold.
- 4.2.1.7. Indoor air quality, including remediation of indoor pollutants; and
- 4.2.1.8. Windows.
- 4.2.2. Additional priority consideration will be given to projects in elementary schools and special-education schools, followed by middle schools and high schools in that order.

5. Application and Approval Procedures

5.1. General Requirements

- 5.1.1. In accordance with Education Article § 5-322(a)(1)(iii) and (k)(4), the Baltimore City Public School System (BCPSS) will receive at least 50% of funds appropriated to the fund in Fiscal Years 2021 through 2024 through a separate application process specifically for BCPSS. See Section 5.3 for BCPSS Submission Requirements.
- 5.1.2. Projects must be received by the application deadline. Applications may be received within the 30 days preceding the deadline but they will not be reviewed for approval until the date provided by the IAC in its annual publication of the Schedule.
- 5.1.3. All project requests must be accompanied by supporting documentation, such as the results of lead testing as conducted per the requirements of State and federal regulations, mold testing reports by licensed industrial hygienists, elevated moisture content testing reports, indoor air quality assessment reports, and work order history.
- 5.1.4. Project requests should identify the following in the description:
 - 5.1.4.1. All work proposed;
 - 5.1.4.2. The origin, or source of the issue and the cause;
 - 5.1.4.3. How the cause will be corrected;
 - 5.1.4.4. Description of attempts previously made to correct the deficiency; and
 - 5.1.4.5. Plan for how the issue will be prevented from reoccurring.

5.1.5. The project schedule should indicate that:

- 5.1.5.1. The project funds will be encumbered on or before the date shown in the program schedule. All work on the project will be substantially completed and a majority of the project funds will be expended by the date shown in the program schedule.

5.2. **Roof Replacement Applications**

5.2.1. Requests for roof replacement must be accompanied by supporting documentation, including:

- 5.2.1.1. The reports from any roof inspections conducted during the last 36 months;
- 5.2.1.2. The preventive-maintenance plan for the roofing system;
- 5.2.1.3. All preventive and corrective work orders pertaining to the roof from the last 36 months;
- 5.2.1.4. All information about the roof from any contractors or vendors that have provided service on the roof during the last 36 months;
- 5.2.1.5. Drawings of the area to be repaired/replaced to include measurements of the affected square footage and all rooftop units in the affected area(s); and
- 5.2.1.6. The expected-useful-lifespan (EUL) and most recent remaining-useful-lifespan (RUL) figures pertaining to all portions of the facility's roof as recorded in the IAC's statewide facilities assessment database.

5.3. **Baltimore City Submission Requirements**

- 5.4. Requests for Baltimore City will be considered and approved based on the same programmatic requirements as other LEAs' requests, but will not be prioritized with other LEAs' requests. Baltimore City requests and projects will be delivered in accordance with the schedule published annually [by the IAC on its website](#).

6. **Eligible Projects/Expenditures**

- 6.1. Eligible project expenditures within the HSFF are for improvements to public school buildings used for education.
- 6.2. Each project's cost is to be not less than \$3,000, unless otherwise approved by the Executive Director of the IAC.

- 6.3. A single “project” is defined as:
 - 6.3.1. A single improvement at an individual school that costs at least \$3,000, unless otherwise approved by the Executive Director of the IAC.
 - 6.3.2. Multiple improvements at the same school that collectively cost at least \$3,000, unless otherwise approved by the Executive Director of the IAC:
 - 6.3.2.1. Individual components within a project may be less than \$3,000 in value, but the total cost of a project (including related components) must be at least \$3,000 in value, unless otherwise approved by the Executive Director of the IAC.
 - 6.3.2.2. Components must be identified separately in the application, with the estimated construction value shown.
 - 6.3.3. Multiple improvements of the same kind at different schools, such as remediation of lead at drinking fountains
 - 6.3.3.1. The cumulative cost of the improvements across multiple schools that collectively cost at least \$3,000, unless otherwise approved by the Executive Director of the IAC.
 - 6.3.3.2. Each school must be requested separately and the amount of the requests should be based on specific estimates for each school with the number of requested units, square footage, or some other method.
- 6.4. Design and other planning professional expenses. However, please note that projects that have not been designed must be executed based upon the program schedule.
- 6.5. Certain related components or systems that are logically related to the scope of work may be included in the scope, but the majority of the proposed work must be for environmental improvements.
- 6.6. Unlike typical CIP projects, requests may be submitted for projects:
 - 6.6.1. In schools that have been built or fully renovated within the last 15 years;
 - 6.6.2. In which the anticipated life of the system or components is less than 15 years due to anticipated changes in technology; or
 - 6.6.3. In locally owned and State-owned relocatable classrooms.
 - 6.6.4. That were encumbered in the six months prior to release of Fiscal Year LEA allocations by the IAC.

7. Ineligible Projects/Expenditures

- 7.1. To replace the local share of a project;

- 7.2. For improvements to property owned by a board of education that is not used by public school students, e.g. garages, central office facilities, staff training quarters, etc., unless approved by the Executive Director of the IAC;
- 7.3. For the movement of relocatable classroom buildings, unless it can be shown that the location of the relocatable classrooms impedes correcting the health of the facility;
- 7.4. For ancillary services, e.g. post-completion monitoring;
- 7.5. For staff training, post-completion;
- 7.6. For salaries of local employees; or
- 7.7. Gymnasiums, except when approved by the Executive Director in instances where the space serves as a teaching station for students with critical special needs or has direct impact on education services such that the school has to be closed.

8. Project Approval Process

- 8.1. Projects will be reviewed, prioritized, and approved by the IAC within 45 days of the submission due date as shown in the schedule published annually by the IAC.
- 8.2. Upon approval, IAC still will provide to the LEAs a final accounting of approved project allocations. **Federal fund allocations may require additional reporting and contract cost thresholds, as applicable.**

9. Design Review

- 9.1. A level of review required will be assigned during the submission approval process. Projects approved in the HSFF are generally subject to design development and/or construction document review as required for similar projects in the CIP.

Review level submission requirements are as follows:

- 0 – No review required by MSDE or DGS.
- 1 – Abbreviated educational specifications, schematic drawings, design development documents/construction documents required for MSDE/DGS review as applicable.
- 2 – Design development documents/construction documents required for DGS review.
- 3 – Construction documents required for DGS review.

- 9.2. IAC will consult with MDE and projects that abate lead may be reviewed by MDE.

10. Procurement

- 10.1. Procurements shall be in compliance with COMAR 14.39.03 *Construction Procurement Methods*, as well as with State public school procurement law §5-112 of the Education Article, “Bids.” The following will apply to HSFF projects, including:
 - 10.1.1. Projects allocated federal funding for contracts of \$2,000 or more require application of the Davis-Bacon Act labor standards. Contracting agencies have the primary responsibility for the enforcement of Davis-Bacon and related acts to ensure that laborers and mechanics are paid at least the prevailing wage rates required on covered contracts. The applicable wage determination will be the [Davis-Bacon wage determinations](#) as of the date of contract award (or within 10 days of the bid solicitation, in the case of competitive sealed bidding).
 - 10.1.2. Projects which cost less than \$50,000 do not require IAC approval of the procurement, and, generally, sealed bids are not required unless local board of education policy or procedures specify a minimum dollar value that requires sealed bids.
 - 10.1.3. Projects that cost at least \$50,000 but less than \$100,000 are required to be competitively procured, consistent with Section § 5-112 Bids of the Education Article. For projects with a total cost of less than \$100,000, IAC approval of contracts is not required prior to entering into the contract but the award is subject to State review at the time reimbursement is requested. A copy of the bid tabulation must be submitted with IAC/PSCP Form 306.2, Request for Reimbursement to LEA for the HSFF project.
 - 10.1.4. Projects that cost \$100,000 or more are required to be competitively procured, consistent with Section §5-112 Bids of the Education Article (2019). IAC approval of the contract award is recommended prior to the board of education entering into the contract. A copy of the bid tabulation indicating the responsible bidder who provides the best value and conforms to certain specifications bidder's proposal must be submitted for State review and approval of the contract award.
 - 10.1.5. Competitive procurement requirements;
 - 10.1.6. Minority Business Enterprise requirements;
 - 10.1.7. Prevailing wage rates as applicable; If a HSFF project is estimated to cost \$500,000 or more and State funds are estimated to be 25% or more of the project cost and federal funds are less than \$2,000, the State prevailing wage law is applicable. The appropriate wage rates must be requested from the Department of Labor, Licensing and Regulation (410-767-2357), included in the bid documents and referenced in the advertisement for bids.
 - 10.1.8. Maryland Historical Trust (MHT) consultation on applicable projects;
- 10.2. If multiple projects are procured under a single contract award where the total contract cost exceeds \$100,000, each project will require a submission of IAC/PSCP form 303.3 Approval of Construction Contract Award for review and approval by the IAC.

- 10.3. Due to the nature of HSFF projects, a construction sign is not required on site while the work is being performed.

11. Contract Award

- 11.1. IAC Approval is required for all HSFF contracts. Contracts should be submitted via the contract approval process in the IAC's BMS for review.
- 11.2. When all anticipated project contracts are submitted and evaluated, the IAC will revert any remaining project funding to the Statewide Reserve.

12. Processing for Payment/Financial Reporting

- 12.1. Payment will be made through reimbursement to the school system, at time of 100% project completion, using IAC/PSCP Form 306.2, Request for Reimbursement to LEA.
- 12.2. Recognizing that reimbursement only at the time of project completion may create cash flow difficulties for some jurisdictions with larger projects, the IAC, upon request, will process progress payments on projects of \$100,000 or more that received IAC Approval of Contract Award. If the IAC makes progress payments directly to a contractor for a jurisdiction for a specific project, then IAC/PSCP Form 306.1 Request for Payment to Contractor should be utilized.
- 12.3. IAC/PSCP Form 306.6 Close-Out Cost Summary package submission will only be required at time of project completion for projects that exceed \$100,000 and utilize the direct payment to contractor option. All projects that were reimbursed at time of project completion do not require submission of the Close-Out Summary package.

13. Step by Step Instructions for Submitting Applications

- 13.1. Navigate to <https://app.smartsheet.com/b/form/c5d8add924294497af843648ab17b8c6>
- 13.2. Select the appropriate Funding Year from the dropdown. You can choose any year from 2022-2024. Please note that applications received for fiscal year 2022 (June 30, 2021 to July 1, 2022) may be funded with FY 2021 funding, based upon project specifics and approved by the IAC.

Funding Year *

Select

2022

2023

2024

Click dropdown

Select one

This screenshot shows a dropdown menu for 'Funding Year'. The menu is open, displaying the years 2022, 2023, and 2024. A red arrow points to the dropdown arrow icon, with the text 'Click dropdown'. Another red arrow points to the year 2023, with the text 'Select one'.

13.3. Enter date or click icon to open calendar. Today's date will be highlighted.

Date Request Submitted *

31

Click calendar icon to open date picker

Priority

August 2021

Su Mo Tu We Th Fr Sa

1	2	3	4	5	6	7
8	9	10	11	12	13	14
15	16	17	18	19	20	21
22	23	24	25	26	27	28
29	30	31				

Enter priority number of each (1, 2, 3, etc.)

This screenshot shows the 'Date Request Submitted' field with a calendar icon. A red arrow points to the calendar icon with the text 'Click calendar icon to open date picker'. Below the date field, a calendar for August 2021 is displayed. The date 11 is highlighted in orange. A red arrow points to the date 11. To the right of the calendar, there is a dropdown menu for 'Priority' and a text input field for 'Enter priority number of each (1, 2, 3, etc.)'.

13.4. Select the priority for the project from the dropdown. If there is one project for which you're applying, select 1. If you have more than one, rank them on a numerical scale (1, 2, 3, 4...)

Priority *
If you have multiple applications to submit enter priority number of each (1, 2, 3, etc.)

Select

Click dropdown

Select priority number for project

1
2
3
4
5
6
7
8
9
10

13.5. Type in the PSC Number for the facility in XX.XXX format.

13.6. Type in the School/Facility Name.

PSC Number *
Enter in 00.000 format

School Name *
Enter the name of the School

13.7. Select Project Type from the dropdown list. If you want to select more than one you must submit an additional application, and prioritize the projects as detailed above.

Project Type *
Select the type of project from the dropdown list

Click dropdown

Select

Air Conditioning - Immediate Risk
Lead (Levels should be above 5 ppb and levels must be documented through a process administered by MDE. See procedures for examples.)
Roof
Lack of, unreliable, or insufficient air-conditioning
Unreliable or insufficient heating
Temperature regulation
Plumbing, including pipe insulation to reduce condensation in order to prevent mold
Indoor air quality, including remediation of indoor pollutants
Windows

Select one type

13.8. Select county name from the dropdown list.

County *

Click dropdown

Select

Allegany
Anne Arundel
Baltimore
Baltimore City
Calvert
Caroline
Carroll
Cecil
Charles
Dorchester
Frederick
Garrett
Harford

Select county facility is in

13.9. Enter the Description/Justification for the project. There is no character limit.

Description/Justification *

- 13.10. Select Yes or No from the dropdown to indicate whether the school facility closed at list once during the previous or current school year.

Facility Closure(s) *
Confirm whether the school facility closed during the school year due to issue(s) identified in the scope of work.

Select

Yes

No

Select one

Click dropdown

If you select “Yes” a new dropdown box will appear for you to select the number of times the facility was closed due to the issue identified in the application.

Facility Closure(s) *
Confirm whether the school facility closed during the school year due to issue(s) identified in the scope of work.

Yes

How many times? *

Select

If you select "Yes" this dropdown will appear

From the dropdown list, select the number of times the facility was closed during the school year due to the health and environmental risks identified in the project scope of work.

Facility Closure(s) *
Confirm whether the school facility closed during the school year due to issue(s) identified in the scope of work.

Yes ▼

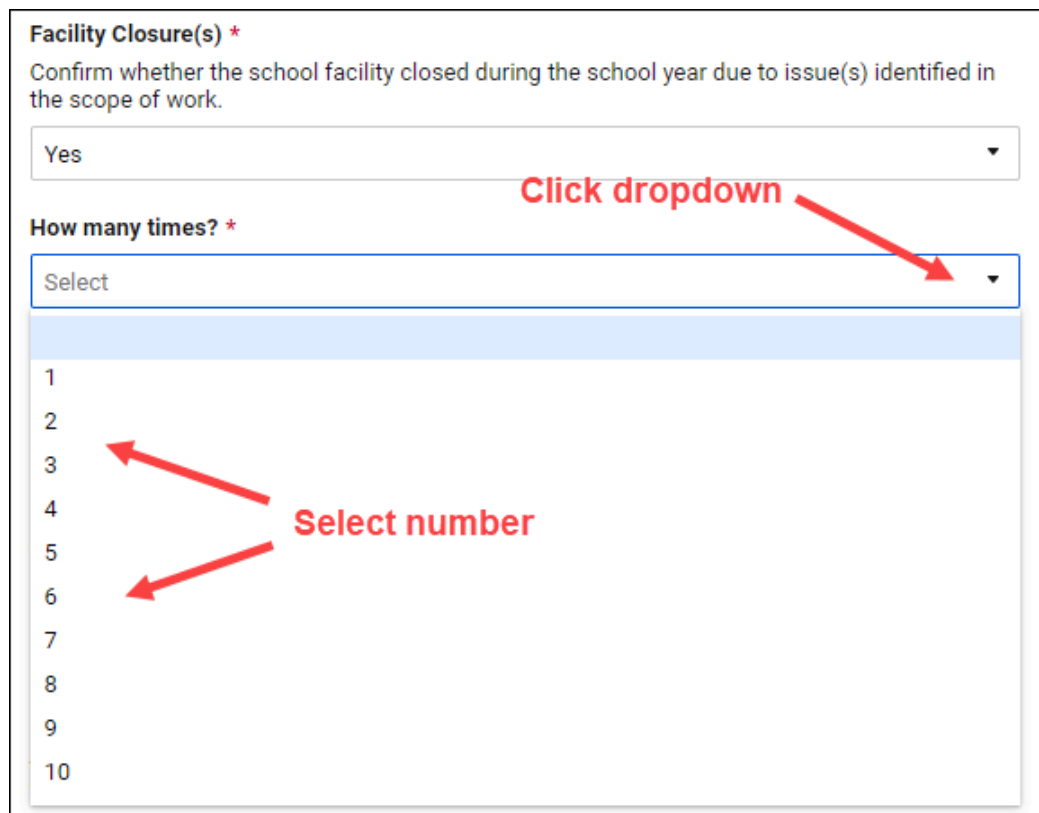
How many times? *

Select ▼

1
2
3
4
5
6
7
8
9
10

Click dropdown

Select number



If you selected **No** move on to the next item.

- 13.11. Enter or select the date the project was previously funded with State dollars. If there has never been prior funding leave the field blank and move on to the next item. (Note: This date must always be prior to today's date.)

Prior State Funding of Building System
Provide the date the building system was last replaced with State funds.

Click calendar icon to open date picker

Detailed Scope *
What do you wish to accomplish with this project? Describe, with measurements

Choose date from calendar

What caused this problem? *

- 13.12. Enter details for Scope, Alternative Solution, and What caused the problem. Several lines of text will be showing but there is room for overflow and no character limit.

Detailed Scope *
What do you wish to accomplish with this project? Describe, with measurements

Alternative Solution *
What else can be done to correct this problem?

What caused this problem? *
Normal wear and tear, poor contractor performance, poor materials, improper maintenance, etc.

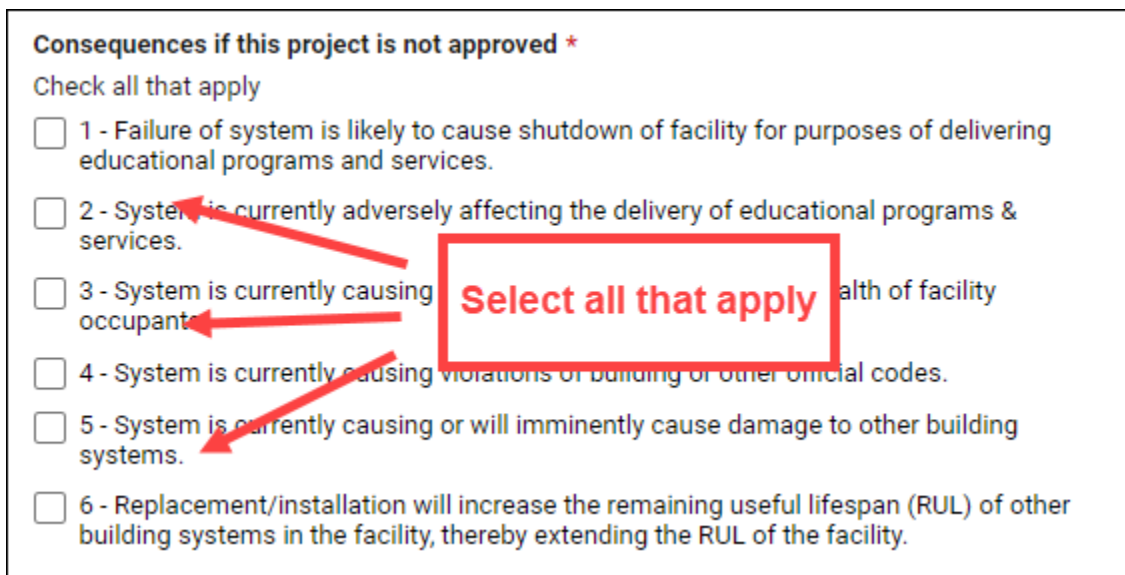
- 13.13. Click checkboxes to indicate consequences of inaction on this project. You may select one item from the list, more than one item, or all items.

Consequences if this project is not approved *

Check all that apply

- ☐ 1 - Failure of system is likely to cause shutdown of facility for purposes of delivering educational programs and services.
- ☐ 2 - System is currently adversely affecting the delivery of educational programs & services.
- ☐ 3 - System is currently causing health of facility occupants.
- ☐ 4 - System is currently causing violations of building or other official codes.
- ☐ 5 - System is currently causing or will imminently cause damage to other building systems.
- ☐ 6 - Replacement/installation will increase the remaining useful lifespan (RUL) of other building systems in the facility, thereby extending the RUL of the facility.

Select all that apply



13.14. Click dropdown to select Yes or No to indicate whether design has been completed.

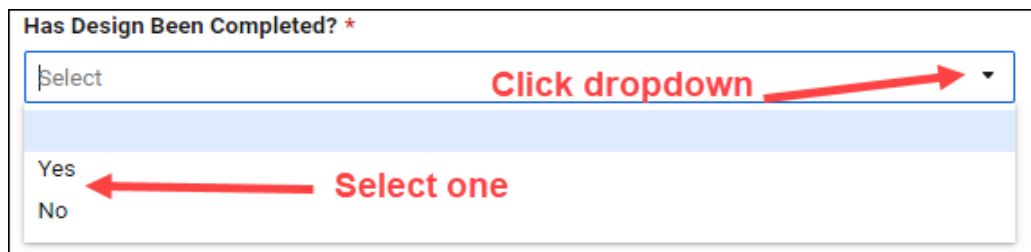
Has Design Been Completed? *

Select **Click dropdown**

Select one

Yes

No



- 13.15. If you selected **Yes** a Date field will appear to allow you to enter or select the date design documents were or is estimated to be submitted.

The screenshot shows a web form with the following elements:

- A label "Has Design Been Completed? *" with a red box around the "Yes" radio button.
- A label "Document Submission *" with a red box around it, and a sub-label "Provide the date when document(s) will or have been submitted." below it.
- A date input field with a calendar icon (a blue square with a white '31'). A red arrow points to this icon with the text "Click calendar icon to open date picker".
- A calendar pop-up showing "August 2021". The calendar has a grid of days from 1 to 31. The date "21" is highlighted with a red arrow and the text "Select date from calendar".

Su	Mo	Tu	We	Th	Fr	Sa
1	2	3	4	5	6	7
8	9	10	11	12	13	14
15	16	17	18	19	20	21
22	23	24	25	26	27	28
29	30	31				

If you selected **No** a date field will appear to allow you to enter or select the date design completion is anticipated.

The screenshot shows a web form with the following elements:

- A label "Has Design Been Completed? *" with a red box around the "No" radio button.
- A label "Anticipated Completion Date for Design *" with a red box around it.
- A date input field with a calendar icon (a blue square with a white '31'). A red arrow points to this icon with the text "Click calendar icon to open date picker".
- A calendar pop-up showing "August 2021". The calendar has a grid of days from 1 to 31. The date "21" is highlighted with a red arrow and the text "Select date from calendar".

Su	Mo	Tu	We	Th	Fr	Sa
1	2	3	4	5	6	7
8	9	10	11	12	13	14
15	16	17	18	19	20	21
22	23	24	25	26	27	28
29	30	31				

- 13.16. Click the dropdown to select whether design funding is being requested as part of the application.

Is Design Funding Being Requested? *

Select

Click dropdown

Yes

No

Select one

- 13.17. Enter in dollar amounts the LEA's estimated Total project Cost, LEA Design Funding being requested (If none, enter 0), State HSFF funding requested, and the approved amount of Local HSFF funding.

LEA Total Construction Cost Estimate *

LEA Design Cost Requested *

State HSFF \$ Requested *

Local HSFF \$ Approved *

Numbers only

- 13.18. Enter the date you expect work to begin, or select it from the calendar date picker.

The screenshot shows a form field labeled "Anticipated Date Work Begins *". A red arrow points to a small calendar icon in the input field with the text "Click calendar icon for date picker". Below the input field, a calendar date picker is open, showing the month of August 2021. A red arrow points to the date 21 with the text "Select date". The calendar grid is as follows:

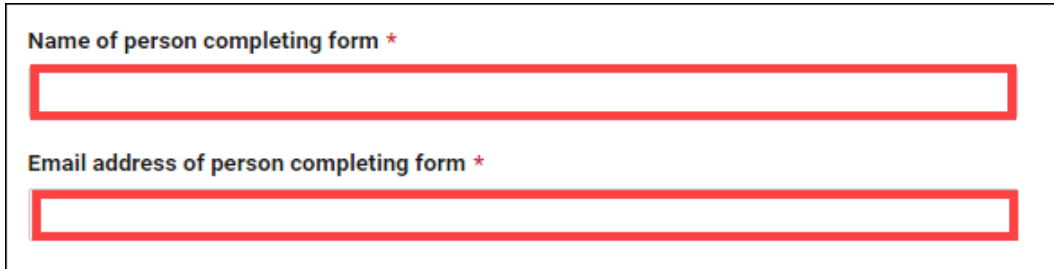
Su	Mo	Tu	We	Th	Fr	Sa
1	2	3	4	5	6	7
8	9	10	11	12	13	14
15	16	17	18	19	20	21
22	23	24	25	26	27	28
29	30	31				

- 13.19. Enter the date you expect work on the project to be completed, or select it from the calendar date picker.

The screenshot shows a form field labeled "Anticipated Date Work Completed *". A red arrow points to a small calendar icon in the input field with the text "Click calendar icon for date picker". Below the input field, a calendar date picker is open, showing the month of August 2021. A red arrow points to the date 20 with the text "Select Date". The calendar grid is as follows:

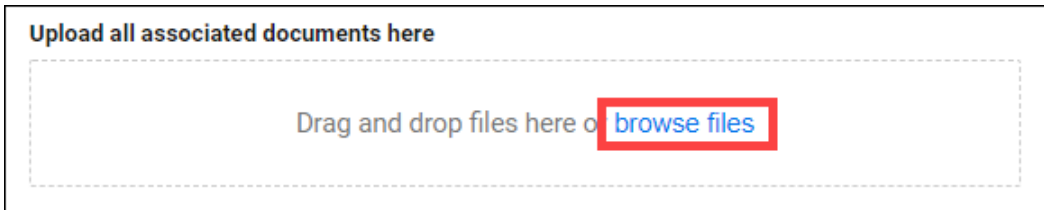
Su	Mo	Tu	We	Th	Fr	Sa
1	2	3	4	5	6	7
8	9	10	11	12	13	14
15	16	17	18	19	20	21
22	23	24	25	26	27	28
29	30	31				

- 13.20. Enter the name and email address of the person designated to respond to project inquiries. This person will be the IAC staff's primary point of contact.



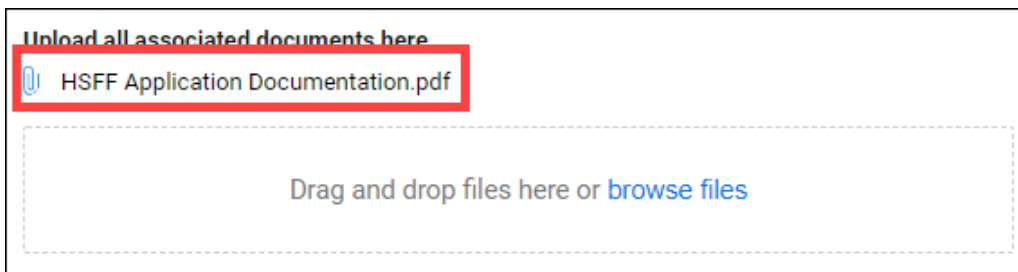
A screenshot of a web form with two input fields. The first field is labeled "Name of person completing form *" and the second field is labeled "Email address of person completing form *". Both fields are empty and have a red border.

- 13.21. If you have any documents to support your application, upload them into the box shown below. You can drag and drop the files or click the "browse files" link to navigate to wherever the files are stored and upload them from there.




A screenshot of a file upload area. It has a header "Upload all associated documents here" and a dashed box containing the text "Drag and drop files here or [browse files](#)". The "browse files" link is highlighted with a red box.

When documents are received you will be able to confirm by seeing them listed by file name.



A screenshot of a file upload area. It has a header "Upload all associated documents here" and a dashed box containing the text "Drag and drop files here or [browse files](#)". A file named "HSFF Application Documentation.pdf" is shown with a red box around it.

- 13.22. Click the submit button at the bottom of the application.

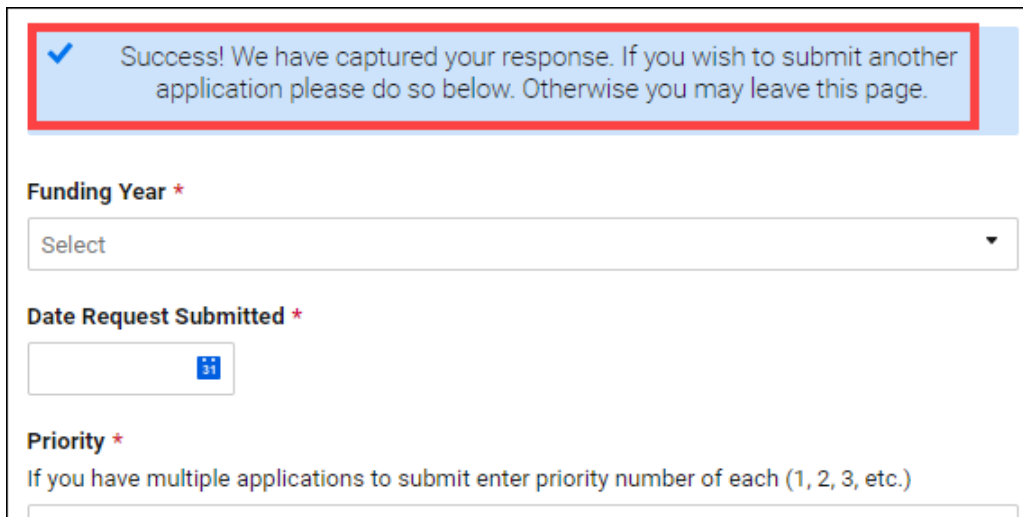


A screenshot of a "Submit" button. A red arrow points to the button from the right, with the word "Click" written in red next to the arrow.

- 13.23. Upon successful submission you will receive a confirmation message and the application will be cleared and ready to be filled out again.

If you have additional projects for which you wish to apply, enter them below using these same instructions.

Remember to not use the same Priority you used on your previously submitted application(s). If you are finished filling out the application you may navigate away from this page.



The screenshot shows a web form with a success message at the top: "Success! We have captured your response. If you wish to submit another application please do so below. Otherwise you may leave this page." Below the message are three input fields: "Funding Year *" with a dropdown menu showing "Select", "Date Request Submitted *" with a date picker showing "31", and "Priority *" with a text input field. A note below the priority field says "If you have multiple applications to submit enter priority number of each (1, 2, 3, etc.)".

- 13.24. If an application has been submitted in error, please notify the IAC via email at iac.pscp@maryland.gov and the request will be deleted; "Cancelled" status indicates the project was previously "Approved" then later "Cancelled".

END OF DOCUMENT

Procedures prepared by:

Interagency Commission on School Construction

200 West Baltimore Street

Baltimore, MD 21201

[IAC Website](#)

[IAC Website HSFF Page](#)

Attachment 1

Schedule for Application and Approval of Project Funding

FY 2021 Healthy School Facility Fund State Funds Only (Schedule A)

08/12/2021	IAC Approval of the <i>Healthy School Facility Fund (HSFF) Administrative Procedures Guide & Release of Schedule and Application Instructions</i>
08/13/2021 - 09/10/2021	Application Submissions Due
09/10/2021 – 10/22/2021	IAC Staff Review Period
11/18/2021	IAC Approval of Projects and Allocations
06/01/2023 12/31/2023	All project funds to be encumbered
10/03/2023 8/31/2025	Deadline for Funds to be substantially expended
05/01/2024 10/31/2025	Last day to submit requests for reimbursement

FY 2022 Healthy School Facility Fund State/Federal Funds (Schedule B)

08/12/2021	IAC Approval of the <i>Healthy School Facility Fund (HSFF) Administrative Procedures Guide & Release of Schedule and Application Instructions</i>
08/13/2021 - 09/10/2021	Application Submissions Due
09/10/2021 – 10/22/2021	IAC Staff Review Period
11/18/2021	IAC Approval of Projects and Allocations
06/01/2023 12/31/2023	All project funds to be encumbered
10/03/2023 8/31/2025	Deadline for Funds to be substantially expended
05/01/2024 10/31/2025	Last day to submit requests for reimbursement

1. LEAs that submit eligible shovel-ready project(s) and receive approval through the FY 2021 HSFF program will need to follow Schedule A.
2. LEAs that submit eligible projects and receive approval through the State and Federal FY 2022 HSFF program will need to follow Schedule B.
3. Baltimore City Public School System's eligible projects that receive funding through the FY 2022 HSFF program will need to follow Schedule C located on the next page.

Baltimore City Public School System's Schedule for Application and Approval of Project Funding

2022 Healthy School Facility Fund (Schedule C)

08/12/2021	IAC Approval of the <i>Healthy School Facility Fund (HSFF) Administrative Procedures Guide & Release of Schedule and Application Instructions</i>
8/13/2021	Application Submission period opens
4/12/2022	Application Submission period closes

For deadlines to encumber projects, to substantially expend projects, and to submit requests for reimbursement of projects, please see Schedule A or Schedule B as applicable based upon the allocated funding source